



US00D610603S

(12) **United States Design Patent**
Thixton

(10) **Patent No.:** **US D610,603 S**
(45) **Date of Patent:** **** Feb. 23, 2010**

(54) **EYEGLOSS AND EYEGLOSS COMPONENTS**

(75) Inventor: **Lek Thixton**, Eastsound, WA (US)

(73) Assignee: **Oakley, Inc.**, Foothill Ranch, CA (US)

(**) Term: **14 Years**

(21) Appl. No.: **29/315,814**

(22) Filed: **Jul. 23, 2009**

(51) **LOC (9) Cl.** **16-06**

(52) **U.S. Cl.** **D16/326; D16/335**

(58) **Field of Classification Search** D16/101,
D16/300-342; D29/109-110; D24/110.2;
351/41, 44, 51-52, 62, 158, 92, 103-123,
351/140, 153, 45-46, 157; 2/426-432, 447-449,
2/441, 434-437, 13, 15; D21/483, 659-661
See application file for complete search history.

(56) **References Cited**

U.S. PATENT DOCUMENTS

D204,812 S	5/1966	Shindler
D377,803 S	2/1997	Wilson
D378,375 S	3/1997	Tsai
D384,686 S	10/1997	Jannard et al.
D397,351 S	8/1998	Simioni
D411,560 S	6/1999	Arnette
D430,591 S	9/2000	Arnette
D473,583 S	4/2003	Thixton et al.
D484,173 S	12/2003	Jannard et al.
D508,515 S	8/2005	Yee et al.
D513,761 S	1/2006	Yee et al.

D524,353 S	*	7/2006	Teng	D16/326
D525,279 S	*	7/2006	Yang	D16/326
D534,573 S		1/2007	Mage		
D536,027 S		1/2007	Paulson		
D539,830 S		4/2007	Saderholm et al.		
D539,833 S		4/2007	Chuang		
D543,574 S	*	5/2007	Jannard et al.	D16/326
D547,794 S		7/2007	Jannard et al.		
D552,665 S		9/2007	Mage		
D554,689 S		11/2007	Jannard et al.		
D558,816 S		1/2008	Yee		

* cited by examiner

Primary Examiner—Raphael Barkai

(74) *Attorney, Agent, or Firm*—Gregory K. Nelson

(57) **CLAIM**

The ornamental design for an eyeglass and eyeglass components, as shown and described.

DESCRIPTION

FIG. 1 is a front perspective view of the eyeglass and eyeglass components of the present invention;

FIG. 2 is a front elevational view thereof;

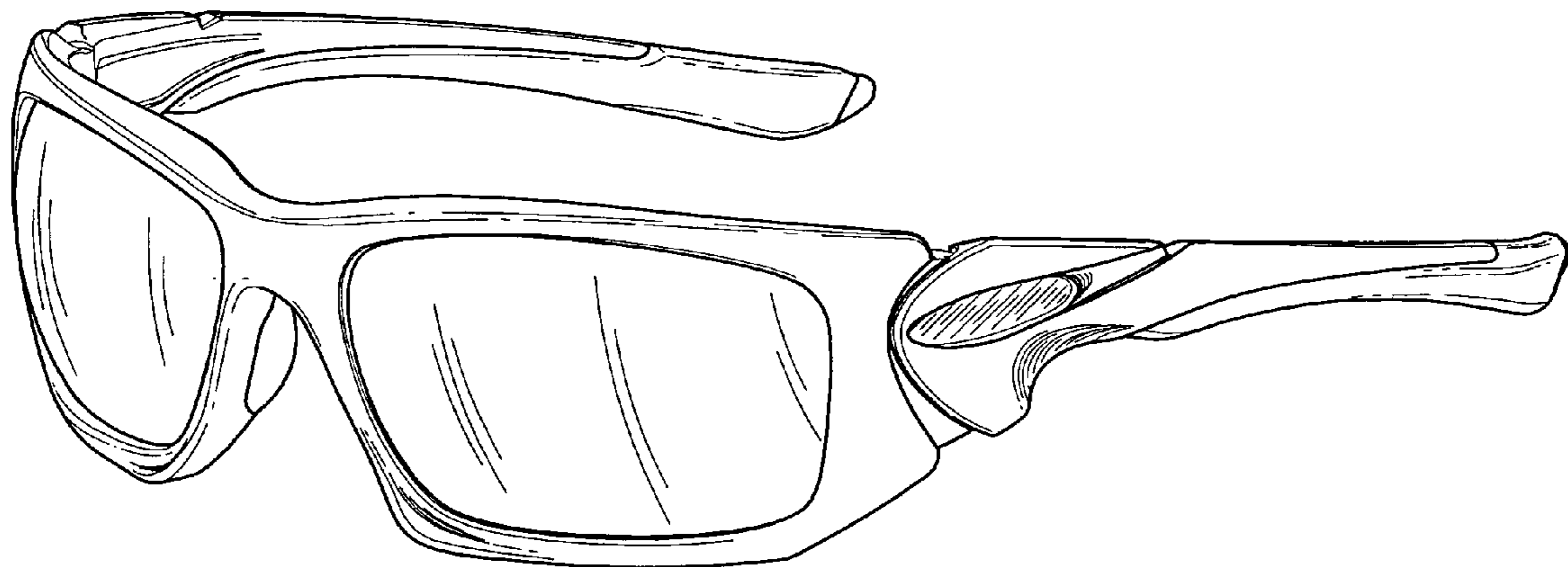
FIG. 3 is a rear elevational view thereof;

FIG. 4 is a left-side elevational view thereof, the right-side elevational view being a mirror image thereof;

FIG. 5 is a top plan view thereof; and,

FIG. 6 is a bottom plan view thereof.

1 Claim, 4 Drawing Sheets



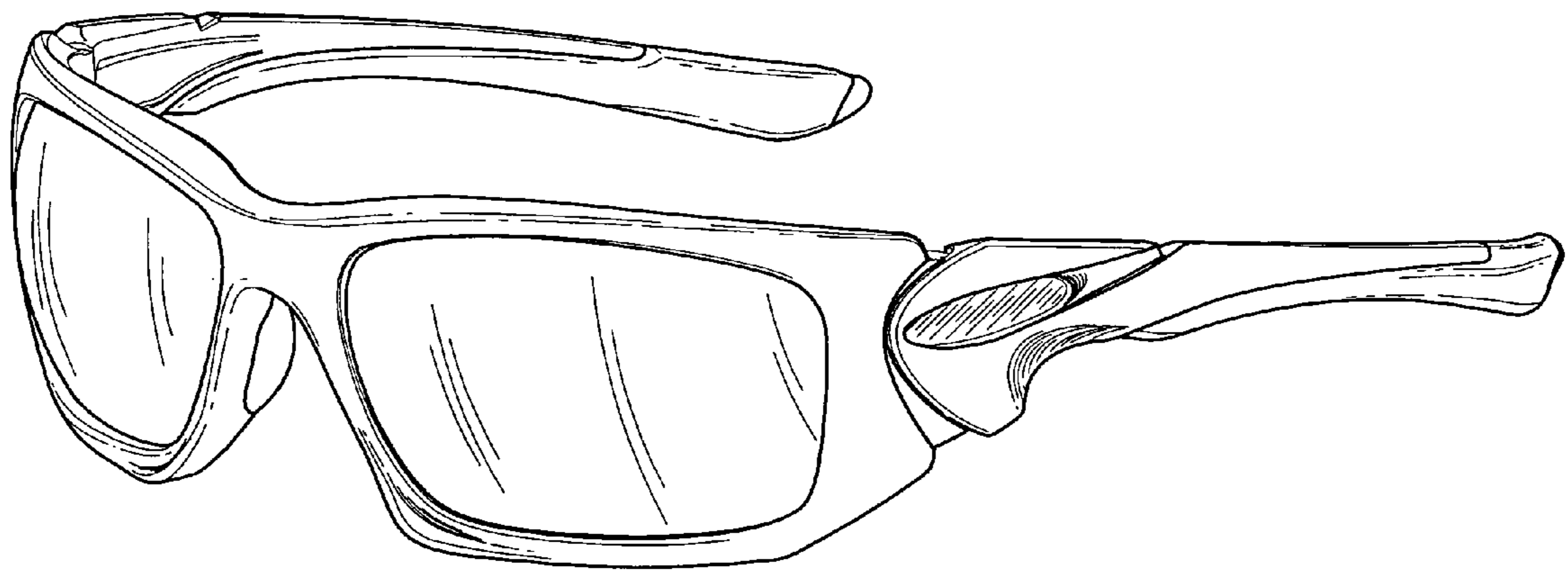


FIG. 1

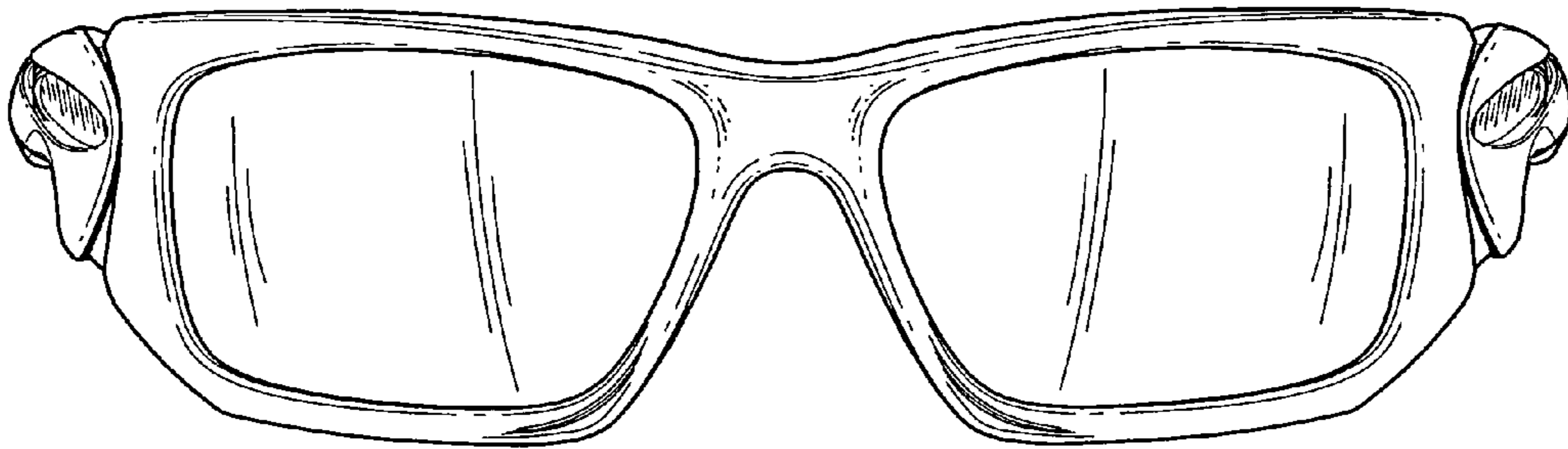


FIG. 2

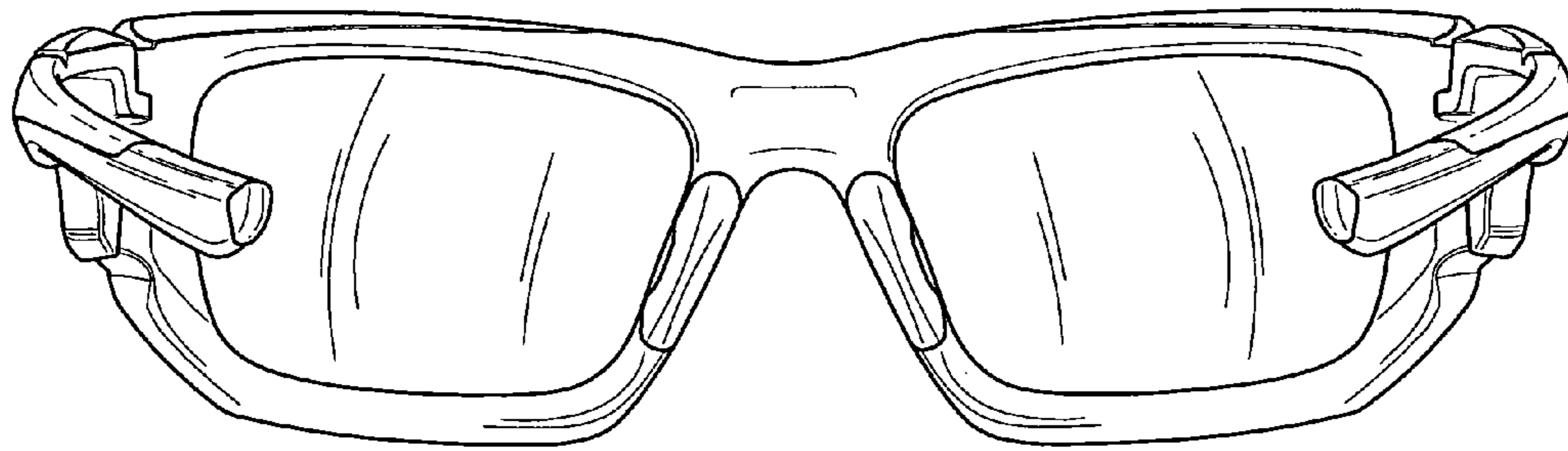


FIG. 3

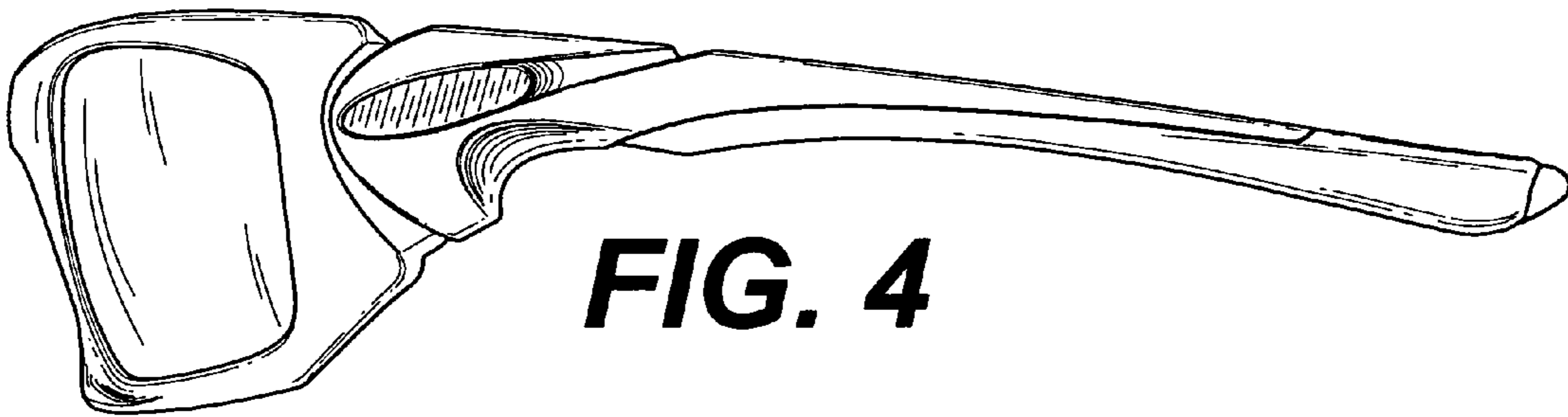


FIG. 4

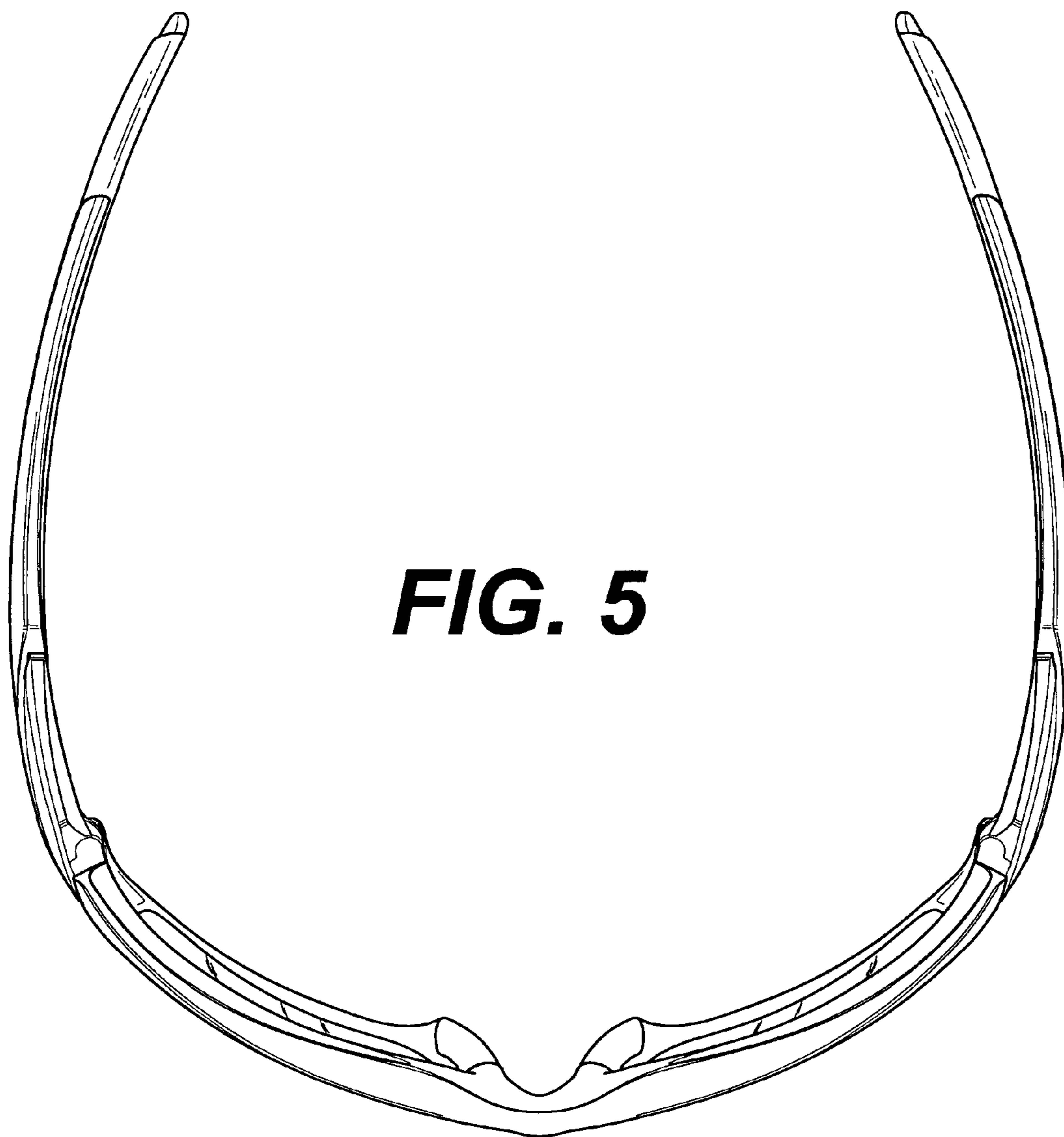


FIG. 5

