



US00D610598S

(12) **United States Design Patent**
Wei et al.

(10) **Patent No.:** **US D610,598 S**
(45) **Date of Patent:** **** Feb. 23, 2010**

(54) **OPTICAL LENS**

(75) Inventors: **An-Chi Wei**, Miao-Li Hsien (TW);
Chih-Ming Lai, Miao-Li Hsien (TW)

(73) Assignee: **Foxsemicon Integrated Technology, Inc.**, Chu-Nan, Miao-Li Hsien (TW)

(**) Term: **14 Years**

(21) Appl. No.: **29/337,980**

(22) Filed: **Jun. 2, 2009**

(30) **Foreign Application Priority Data**

Feb. 27, 2009 (CN) 2009 3 0300852

(51) **LOC (9) Cl.** **16-06**

(52) **U.S. Cl.** **D16/101**

(58) **Field of Classification Search** D16/101,
D16/300-342; D29/109-110; D24/110.2;
351/41, 44, 51-52, 62, 158, 92, 103-123,
351/140, 153, 45-46, 157, 159-178; 2/426-432,
2/447-449, 441, 434-437, 13, 15; D21/483,
D21/659-661; 359/619-628, 642

See application file for complete search history.

(56) **References Cited**

U.S. PATENT DOCUMENTS

3,751,138 A * 8/1973 Humphrey 359/669

3,822,932 A * 7/1974 Humphrey 351/222
D243,394 S * 2/1977 Nerad et al. D16/135
D480,384 S * 10/2003 Fuse D14/217
6,730,244 B1 * 5/2004 Lipscomb et al. 351/159
D599,390 S * 9/2009 Takishima D16/135
2006/0203190 A1 * 9/2006 Marmo et al. 351/160 R

* cited by examiner

Primary Examiner—Raphael Barkai

(74) *Attorney, Agent, or Firm*—Raymond J. Chew

(57) **CLAIM**

The ornamental design for an optical lens, as shown.

DESCRIPTION

FIG. 1 is a perspective view of an optical lens showing our new design.

FIG. 2 is a front elevational view thereof.

FIG. 3 is a rear elevational view thereof.

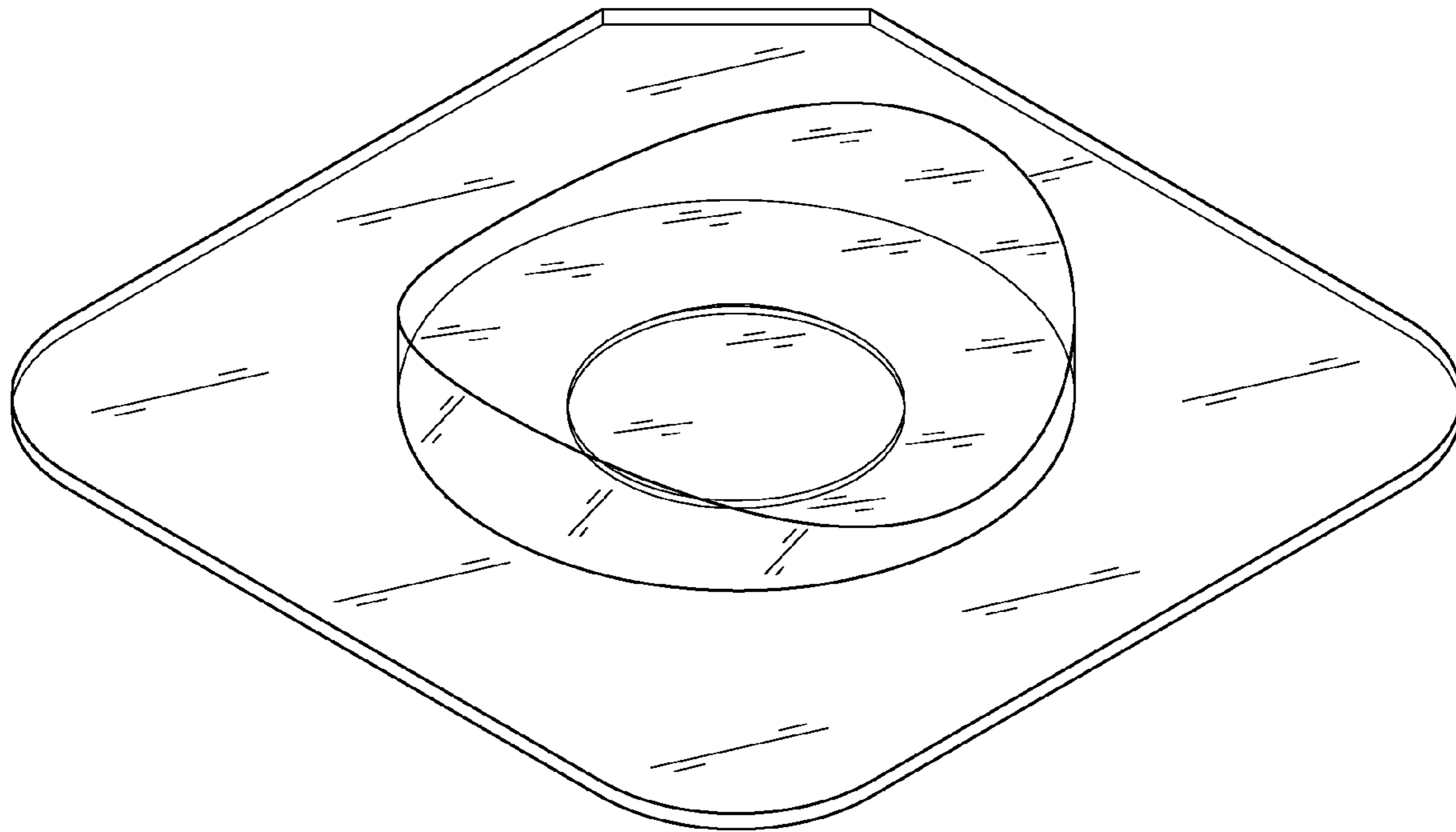
FIG. 4 is a left-side, elevational view thereof.

FIG. 5 is a right-side, elevational view thereof.

FIG. 6 is a top plan view thereof; and,

FIG. 7 is a bottom plan view thereof.

1 Claim, 7 Drawing Sheets



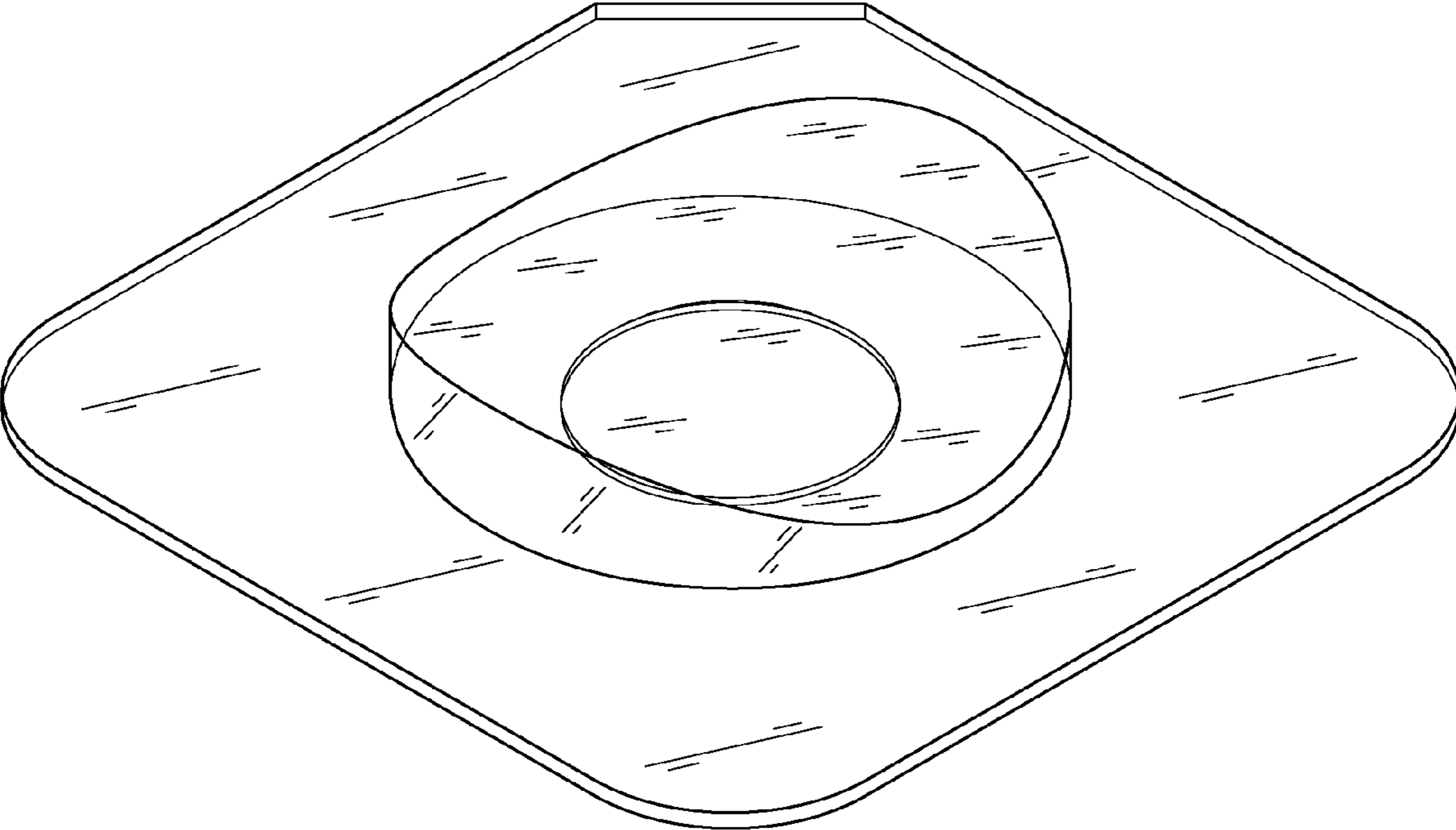


FIG. 1

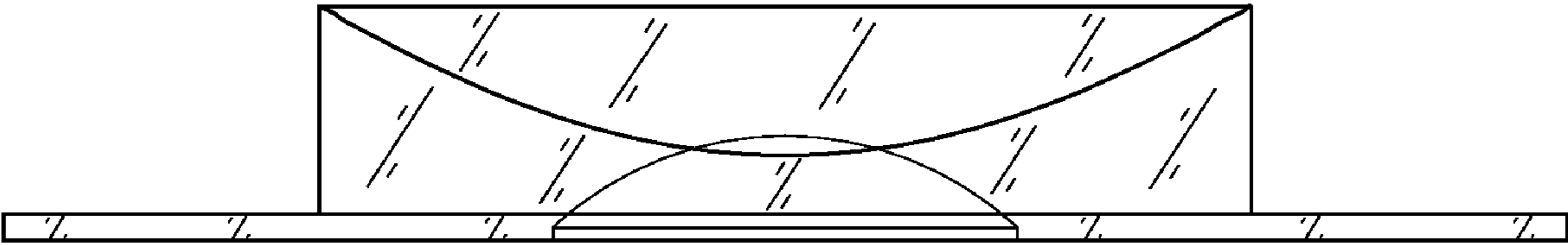


FIG. 2

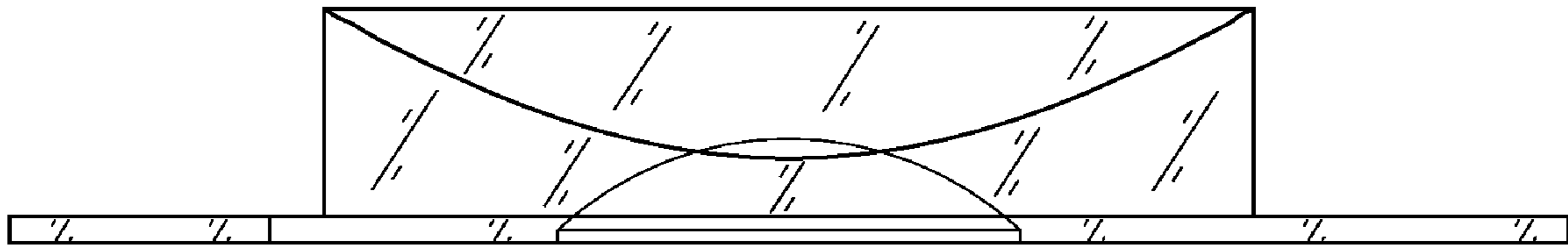


FIG. 3

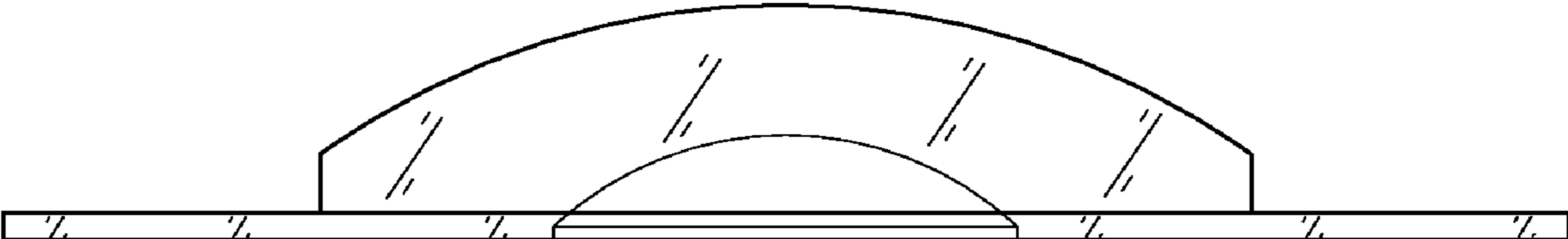


FIG. 4

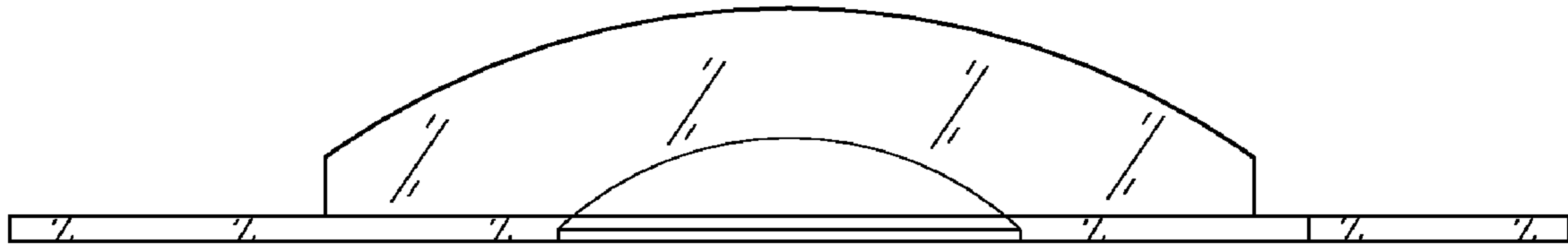


FIG. 5

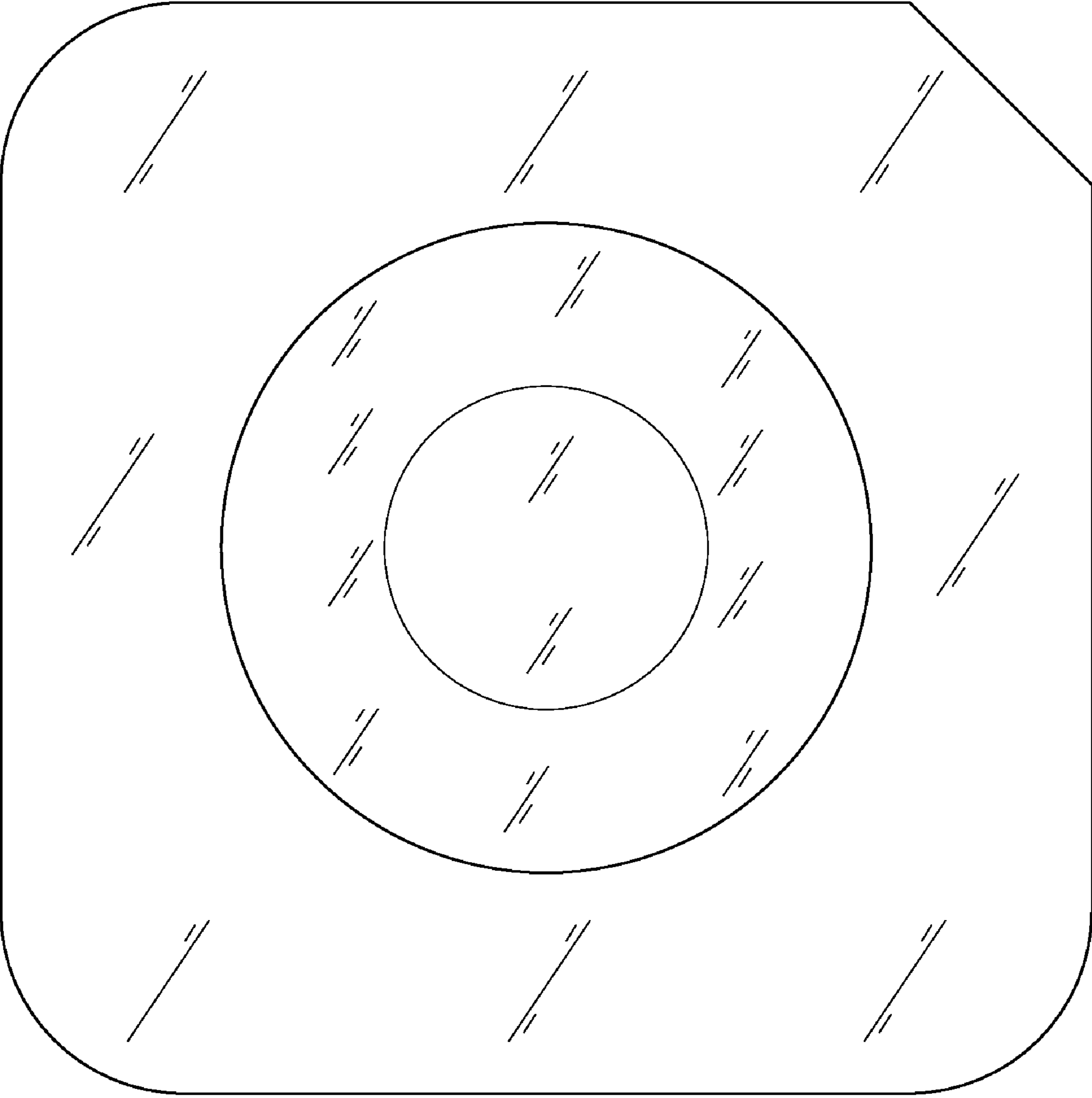


FIG. 6

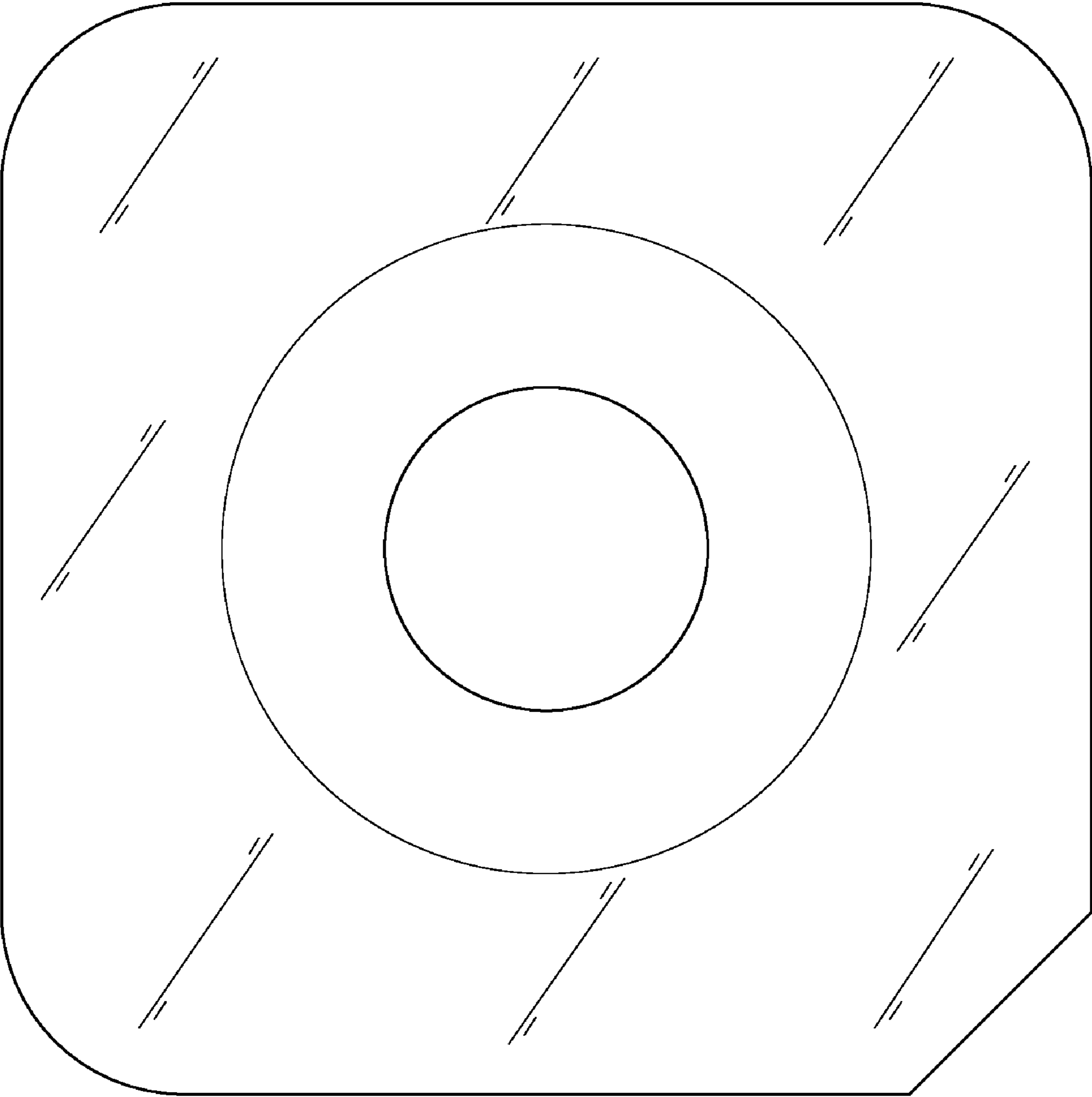


FIG. 7