



US00D610595S

(12) **United States Design Patent**
Baker et al.

(10) **Patent No.:** **US D610,595 S**

(45) **Date of Patent:** **** Feb. 23, 2010**

(54) **HANDLE**

(75) Inventors: **Chuck Baker**, Anderson, SC (US);
Vittorio Cascianelli, Anderson, SC (US)

(73) Assignee: **Electrolux Home Products, Inc.**,
Cleveland, OH (US)

(**) Term: **14 Years**

(21) Appl. No.: **29/340,153**

(22) Filed: **Jul. 14, 2009**

(51) **LOC (9) Cl.** **15-07**

(52) **U.S. Cl.** **D15/89; D8/317**

(58) **Field of Classification Search** D8/300–302,
D8/305, 313–321, DIG. 1; D6/633; D7/393;
D3/291, 318; D23/250–254; D15/89; 292/347,
292/336.3; 16/101.1, 412, 414–420, 443–446,
16/441, 110 R, 111 R, DIG. 19, DIG. 20
See application file for complete search history.

(56) **References Cited**

U.S. PATENT DOCUMENTS

D116,604 S	*	9/1939	Hefferan	D8/319
D119,283 S	*	3/1940	Rettich	D8/317
D511,955 S	*	11/2005	Baldwin et al.	D8/301
D520,535 S	*	5/2006	Lee et al.	D15/91
D525,476 S	*	7/2006	Bengtson et al.	D7/349
D537,849 S	*	3/2007	Wong et al.	D15/89
D552,959 S	*	10/2007	Gilboe	D8/317
D553,944 S	*	10/2007	Jou	D8/316

D556,794 S	*	12/2007	Vaughn et al.	D15/89
D562,360 S	*	2/2008	Choi	D15/89
D562,361 S	*	2/2008	Kwak	D15/89
D579,310 S	*	10/2008	Suh et al.	D8/315
D593,139 S	*	5/2009	Cline et al.	D15/89
D593,799 S	*	6/2009	Cruver et al.	D7/402
D600,529 S	*	9/2009	Nicholson	D8/315

* cited by examiner

Primary Examiner—Ian Simmons

Assistant Examiner—Mark A Goodwin

(74) *Attorney, Agent, or Firm*—Banner & Witcoff, Ltd.

(57) **CLAIM**

The ornamental design for a handle, as shown and described.

DESCRIPTION

FIG. 1 is a front perspective view of a handle showing our new design;

FIG. 2 is a front view thereof;

FIG. 3 is a rear view thereof;

FIG. 4 is a top view thereof;

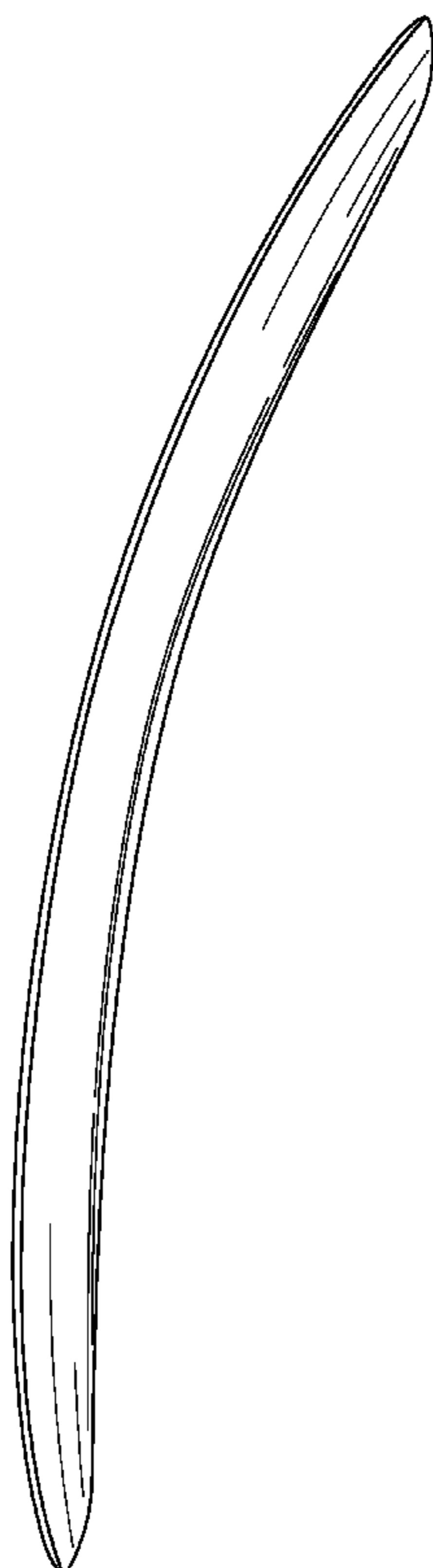
FIG. 5 is a bottom view thereof;

FIG. 6 is a right side view thereof; and,

FIG. 7 is a left side view thereof.

The broken line showing of various regions in FIG. 3, including the unshaded areas therein, is for illustrative purposes and forms no part of the claimed design.

1 Claim, 2 Drawing Sheets



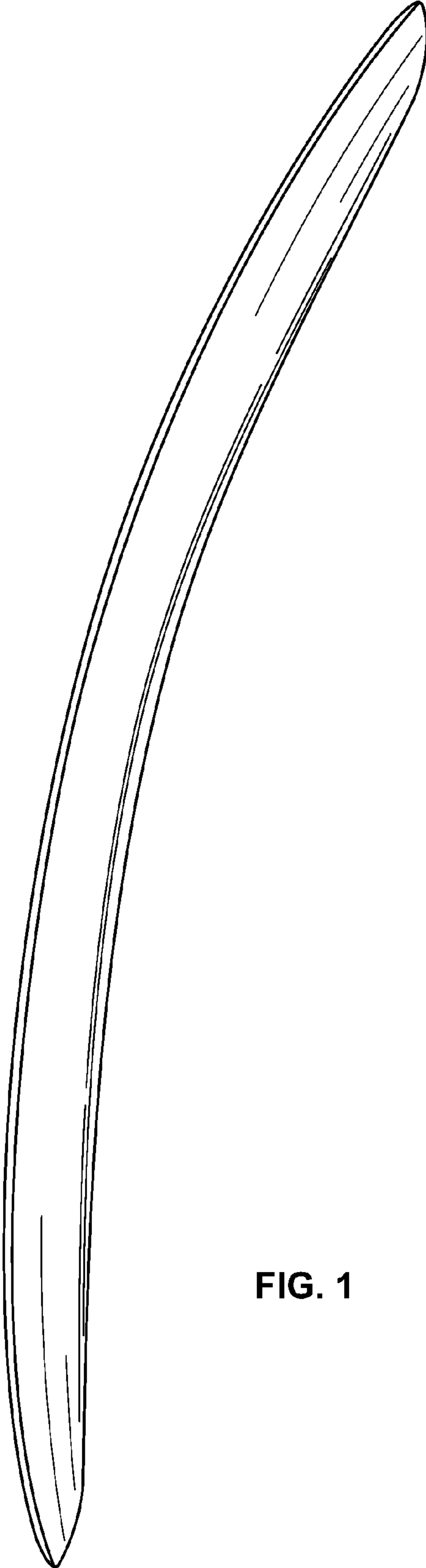


FIG. 1




FIG. 2




FIG. 3




FIG. 4




FIG. 5

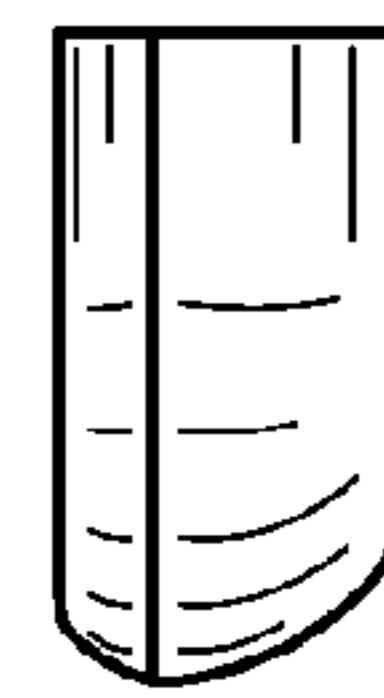


FIG. 6



FIG. 7