



US00D610592S

(12) **United States Design Patent**  
**Miller**

(10) **Patent No.:** **US D610,592 S**

(45) **Date of Patent:** **\*\* Feb. 23, 2010**

(54) **EXCAVATOR BUCKET**

(75) Inventor: **Gary Miller**, Washington (GB)

(73) Assignee: **Miller International Limited**,  
Casemates Square (GI)

(\*\*) Term: **14 Years**

(21) Appl. No.: **29/326,766**

(22) Filed: **Oct. 24, 2008**

(51) **LOC (9) Cl.** ..... **15-03**

(52) **U.S. Cl.** ..... **D15/32**

(58) **Field of Classification Search** ..... D15/32,  
D15/25, 28, 29; 37/403, 405, 408, 409, 411,  
37/468, 444, 446, 443, 435, 379

See application file for complete search history.

(56) **References Cited**

**U.S. PATENT DOCUMENTS**

|           |      |         |                   |       |         |
|-----------|------|---------|-------------------|-------|---------|
| 2,416,409 | A *  | 2/1947  | Schild            | ..... | 37/444  |
| 3,305,951 | A *  | 2/1967  | Nunn              | ..... | 37/367  |
| 4,077,529 | A *  | 3/1978  | Leyrat et al.     | ..... | 414/722 |
| 4,085,530 | A *  | 4/1978  | Landry            | ..... | 37/446  |
| 4,123,861 | A *  | 11/1978 | Hemphill          | ..... | 37/195  |
| D299,723  | S *  | 2/1989  | Frawley           | ..... | D15/32  |
| D308,528  | S *  | 6/1990  | Harr              | ..... | D15/32  |
| 5,020,249 | A *  | 6/1991  | Matthews          | ..... | 37/444  |
| D326,859  | S *  | 6/1992  | Cody et al.       | ..... | D15/32  |
| 5,794,370 | A *  | 8/1998  | Haagenstad et al. | ..... | 37/404  |
| 6,990,758 | B1 * | 1/2006  | Holmes et al.     | ..... | 37/405  |
| D551,684  | S *  | 9/2007  | McClallen et al.  | ..... | D15/32  |

|              |      |         |               |       |         |
|--------------|------|---------|---------------|-------|---------|
| D553,162     | S *  | 10/2007 | Cazes         | ..... | D15/32  |
| 7,344,175    | B2 * | 3/2008  | Mieger et al. | ..... | 294/106 |
| 2005/0097789 | A1 * | 5/2005  | Asam et al.   | ..... | 37/403  |
| 2005/0173136 | A1 * | 8/2005  | Morin         | ..... | 172/133 |
| 2007/0261276 | A1 * | 11/2007 | Cazes         | ..... | 37/403  |

\* cited by examiner

*Primary Examiner*—Ian Simmons

*Assistant Examiner*—Mark A Goodwin

(74) *Attorney, Agent, or Firm*—Stephen B. Salai, Esq.;  
Dominic P. Ciminello, Esq.; Harter Secrest & Emery LLP

(57) **CLAIM**

The ornamental design for an excavator bucket, as shown and described.

**DESCRIPTION**

FIG. 1 is a top left front perspective view of an excavator bucket showing my new design;

FIG. 2 is a top right front perspective view thereof;

FIG. 3 is a rear elevation view thereof;

FIG. 4 is a top plan view thereof;

FIG. 5 is a left side view thereof;

FIG. 6 is a front elevation view thereof; and,

FIG. 7 is a bottom plan view thereof.

The broken line showing of the connecting assembly at the top of the bucket and the chisel tip area at the bottom of the bucket is included for the purpose of illustrating portions of the excavator bucket and forms no part of the claimed design.

**1 Claim, 2 Drawing Sheets**

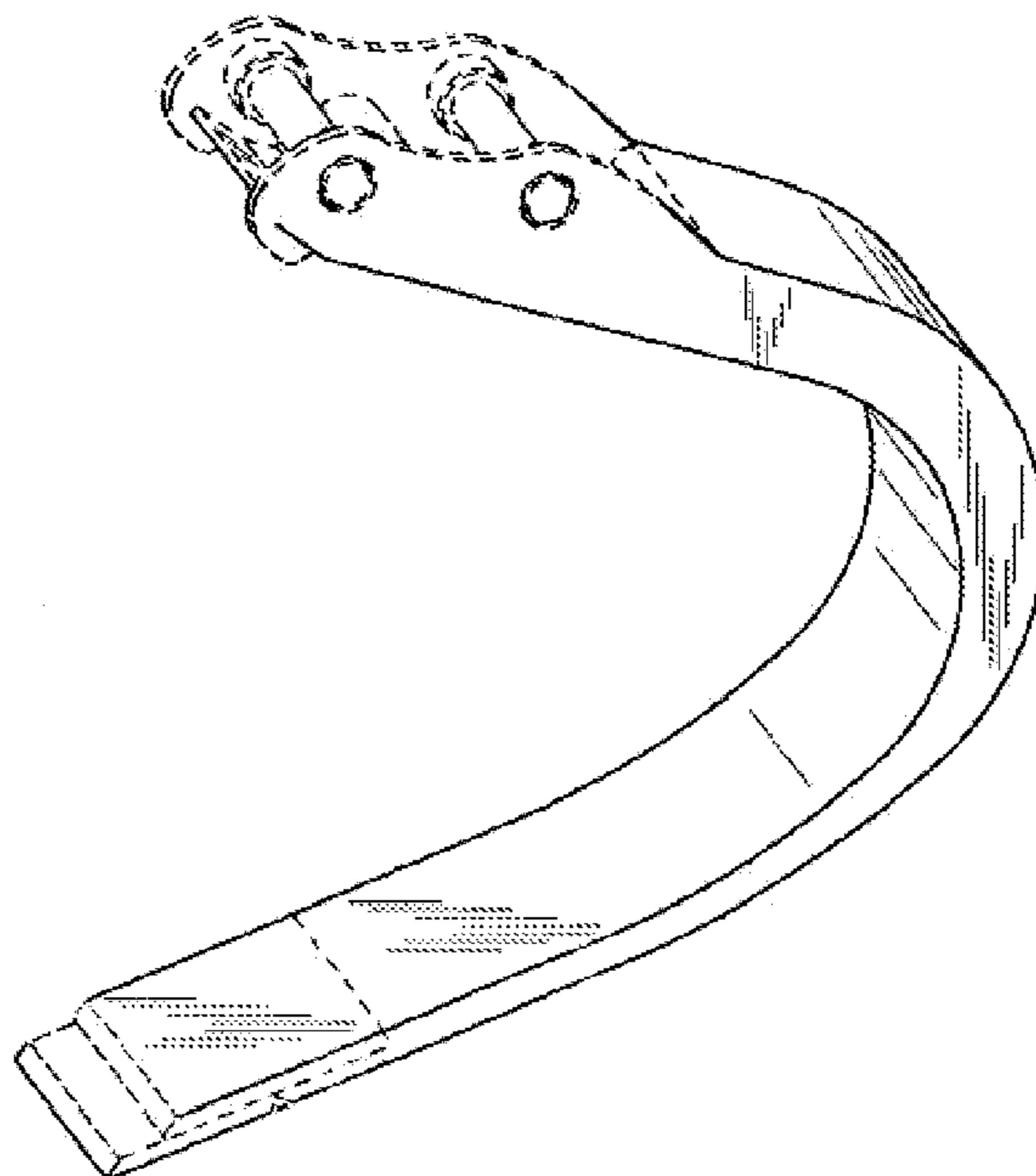


FIG. 1

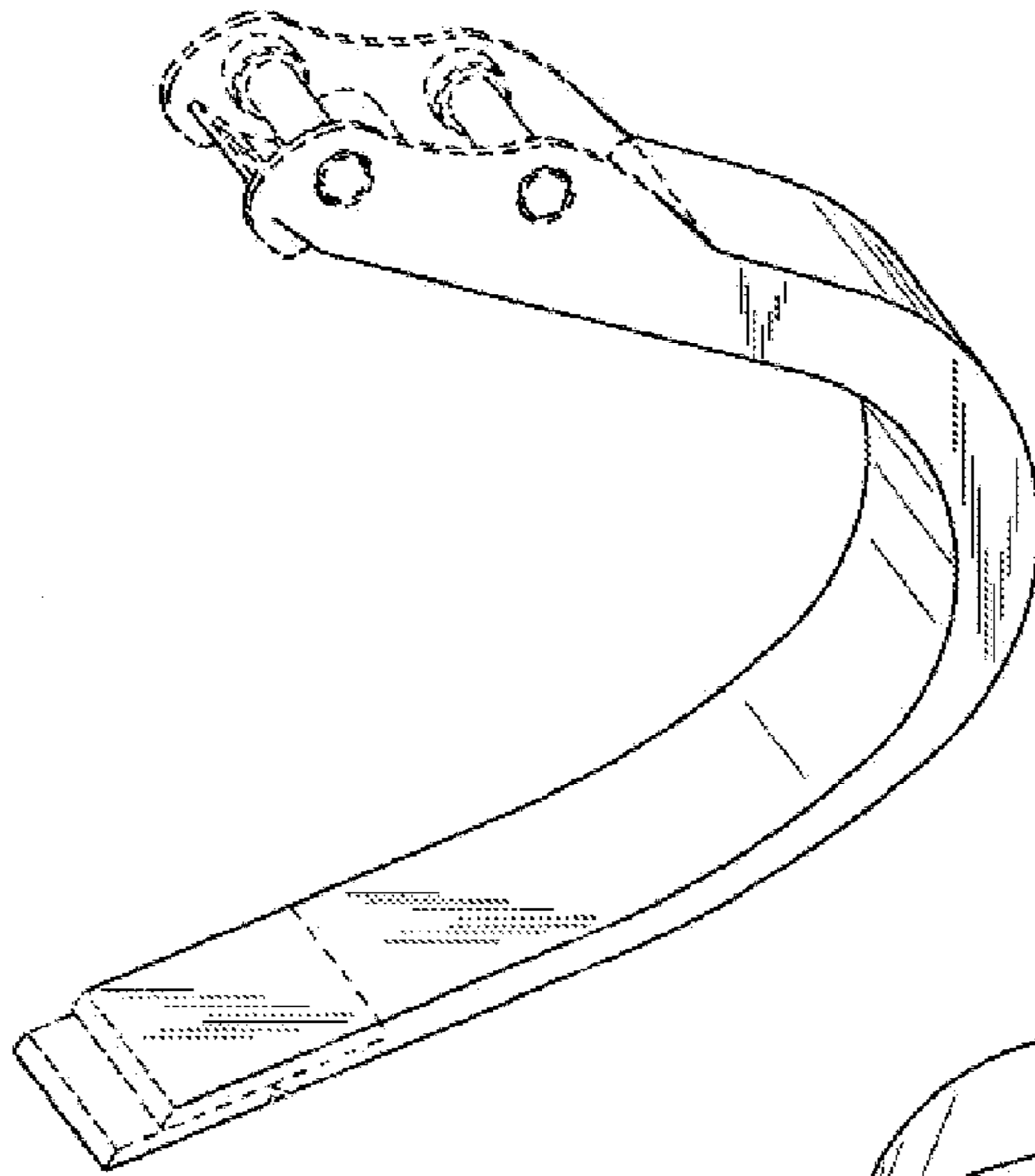


FIG. 2

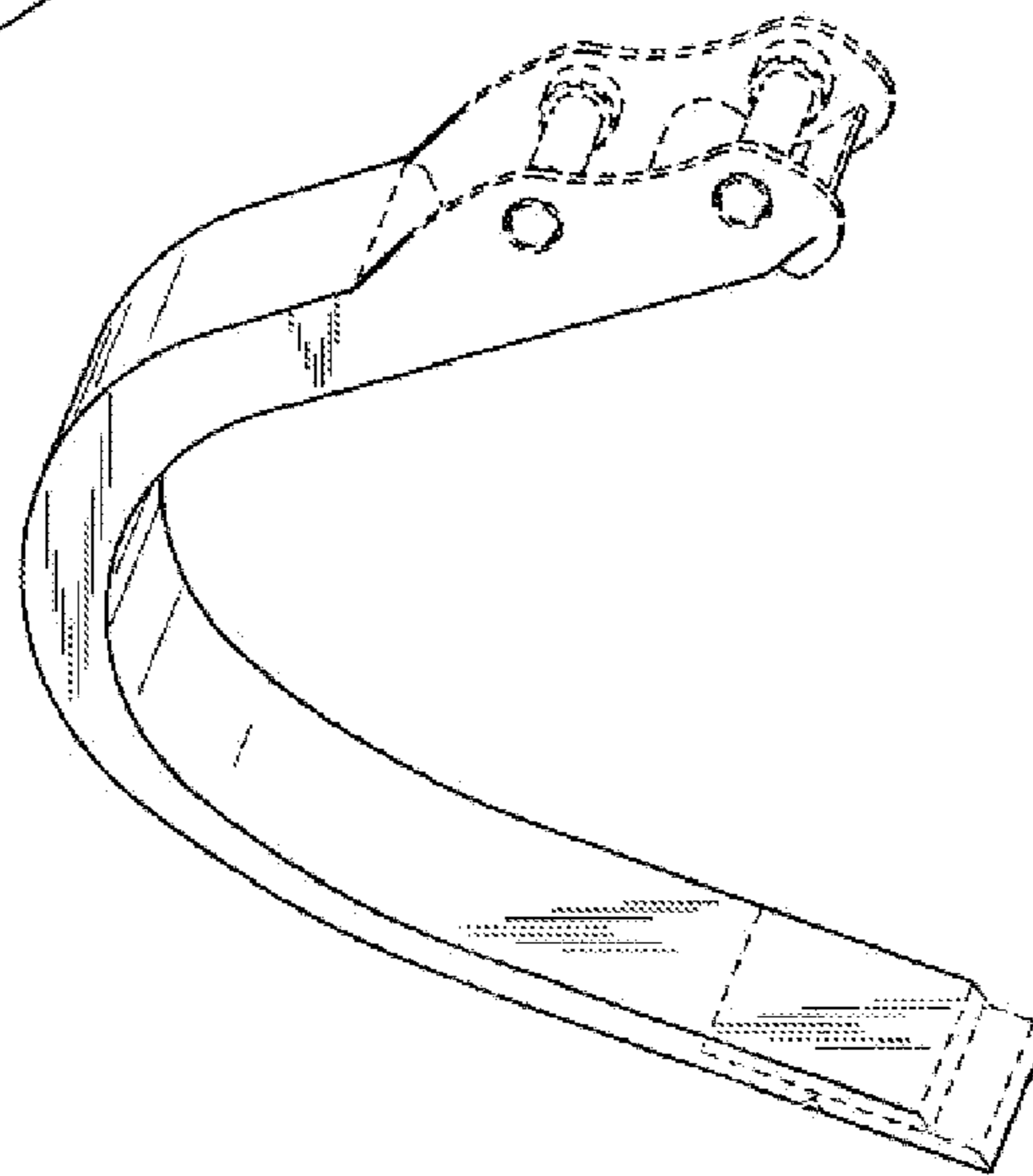


FIG. 3




FIG. 4

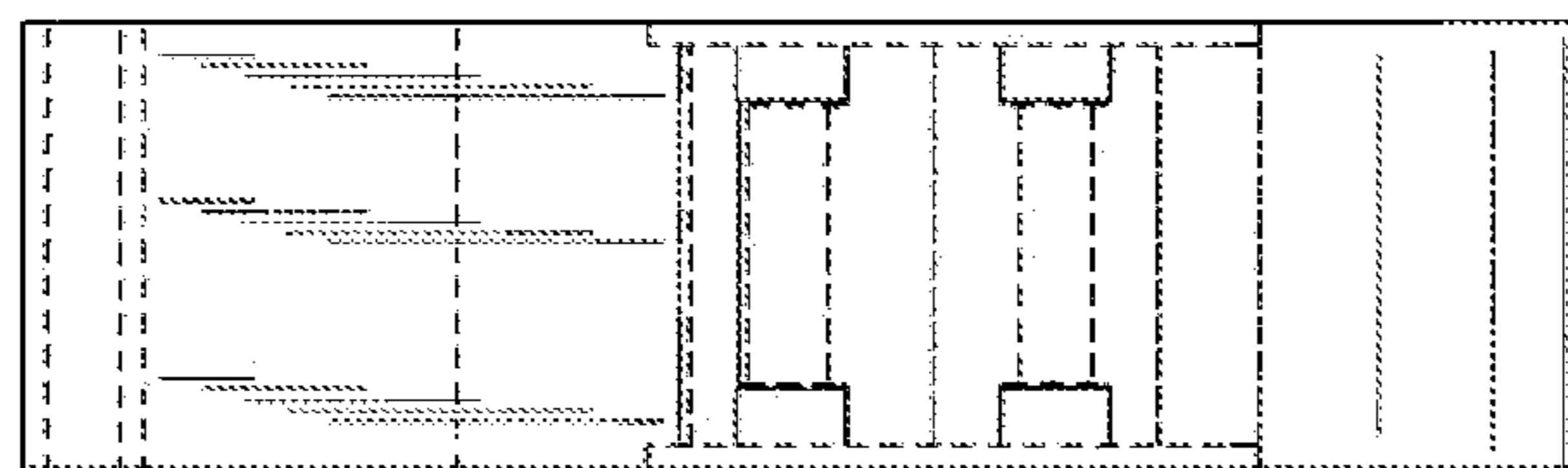


FIG. 5

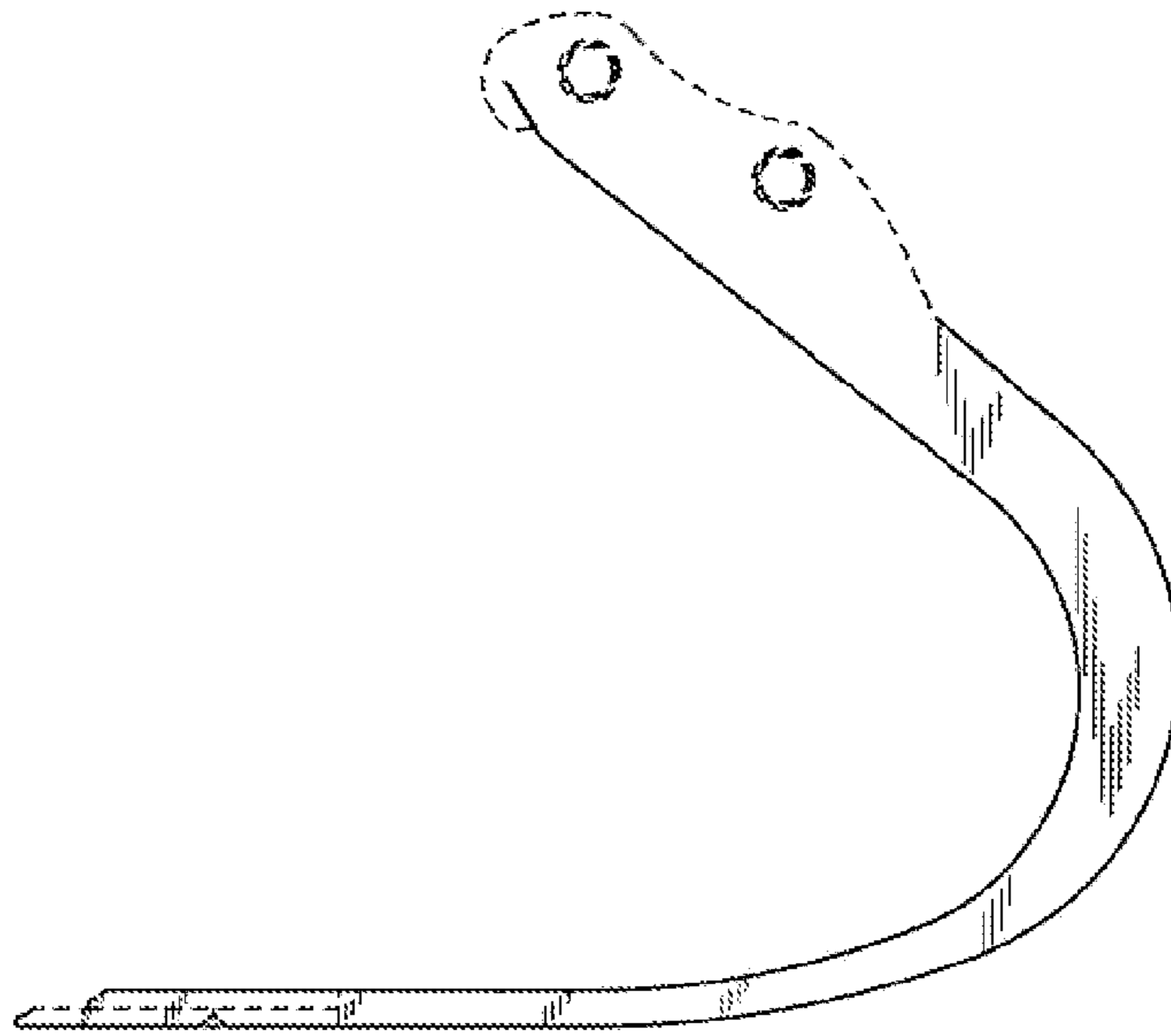


FIG. 6




FIG. 7

