



US00D610586S

(12) **United States Design Patent**  
**Chen**

(10) **Patent No.:** **US D610,586 S**

(45) **Date of Patent:** **\*\* Feb. 23, 2010**

(54) **SCAN TOOL**

(75) **Inventor:** **Ieon Chen**, Laguna Hills, CA (US)

(73) **Assignee:** **Innova Electronics Corporation**,  
Fountain Valley, CA (US)

(\*\*) **Term:** **14 Years**

(21) **Appl. No.:** **29/337,369**

(22) **Filed:** **May 20, 2009**

(51) **LOC (9) Cl.** ..... **14-02**

(52) **U.S. Cl.** ..... **D14/426**

(58) **Field of Classification Search** ..... D14/420,  
D14/426-430, 453, 346, 341, 347, 412, 138,  
D14/167, 411; D13/107, 184; 358/473;  
235/462.43, 462.45, 462.47, 462.48, 462.44,  
235/462.46, 487, 472.01, 472.02, 145 A,  
235/145 R; D10/78; 324/426; D3/273;  
710/73; D18/7; 361/679; 382/313, 321;  
455/575.1, 561, 572; 345/156, 168, 169,  
345/172, 173, 87; 701/29, 32; 340/438

See application file for complete search history.

(56) **References Cited**

**U.S. PATENT DOCUMENTS**

D359,040	S	*	6/1995	Nakamura et al.	.....	D14/426
5,541,840	A	*	7/1996	Gurne et al.	.....	701/33
5,875,413	A	*	2/1999	Vinci	.....	702/91
D433,017	S	*	10/2000	Martinez	.....	D14/346
6,181,992	B1	*	1/2001	Gurne et al.	.....	701/29
D439,898	S	*	4/2001	Ober et al.	.....	D14/347
D467,918	S	*	12/2002	Fitch et al.	.....	D14/347
D469,367	S	*	1/2003	Mirabelli et al.	.....	D10/65
D475,033	S	*	5/2003	Lehtonen	.....	D14/138 AD

6,687,584	B2	*	2/2004	Andreasen et al.	.....	701/29
D498,475	S	*	11/2004	Byun	.....	D14/346
6,988,053	B2	*	1/2006	Namaky	.....	702/183
7,073,714	B2	*	7/2006	Namaky et al.	.....	235/462.15
7,085,680	B2	*	8/2006	Huang	.....	702/183
RE39,619	E	*	5/2007	Andreasen et al.	.....	701/29
D558,621	S	*	1/2008	Rich et al.	.....	D10/78
D560,129	S	*	1/2008	Rich et al.	.....	D10/78
D560,527	S	*	1/2008	Rich et al.	.....	D10/78
D563,249	S	*	3/2008	Chen	.....	D10/78
7,437,227	B2	*	10/2008	Andreasen et al.	.....	701/35
7,464,000	B2	*	12/2008	Huang	.....	702/183
2003/0060953	A1	*	3/2003	Chen	.....	701/33
2003/0125851	A1	*	7/2003	Andreasen et al.	.....	701/29
2004/0016804	A1	*	1/2004	Namaky et al.	.....	235/435

\* cited by examiner

*Primary Examiner*—Susan Moon Lee

(74) *Attorney, Agent, or Firm*—Stetina Brunda Garred & Brucker

(57) **CLAIM**

The ornamental design for a scan tool, as shown and described.

**DESCRIPTION**

FIG. 1 is front view of a scan tool according to the present design;

FIG. 2 is a rear view of the invention;

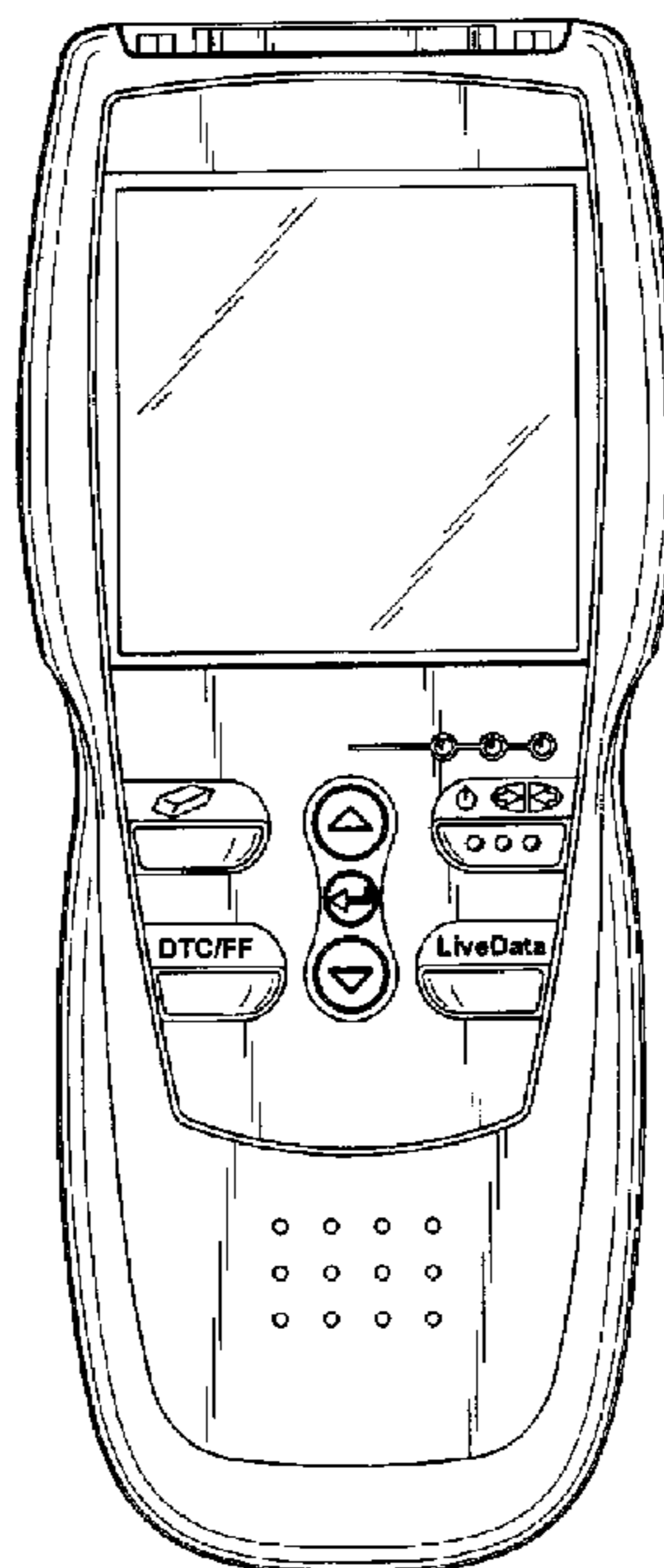
FIG. 3 is a right side view of the invention;

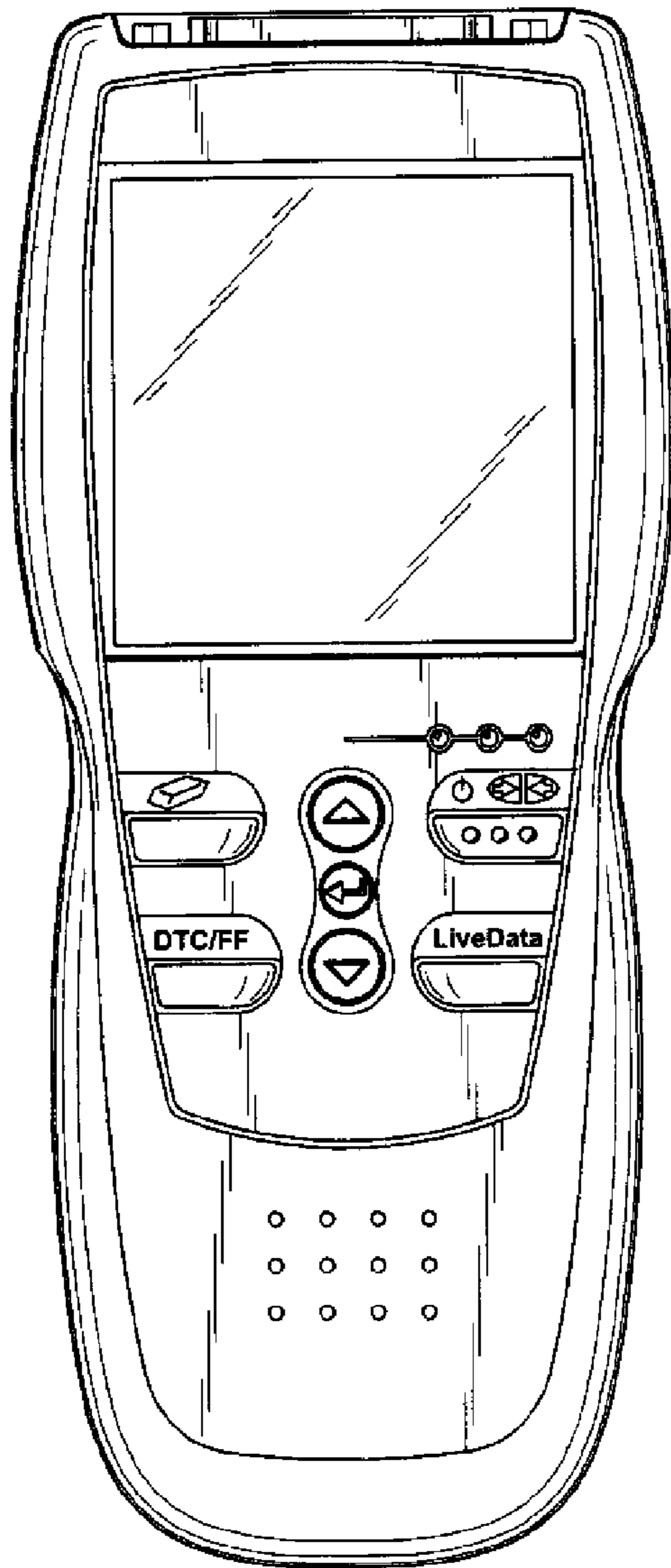
FIG. 4 is a left side view of the invention;

FIG. 5 is a top view of the invention; and,

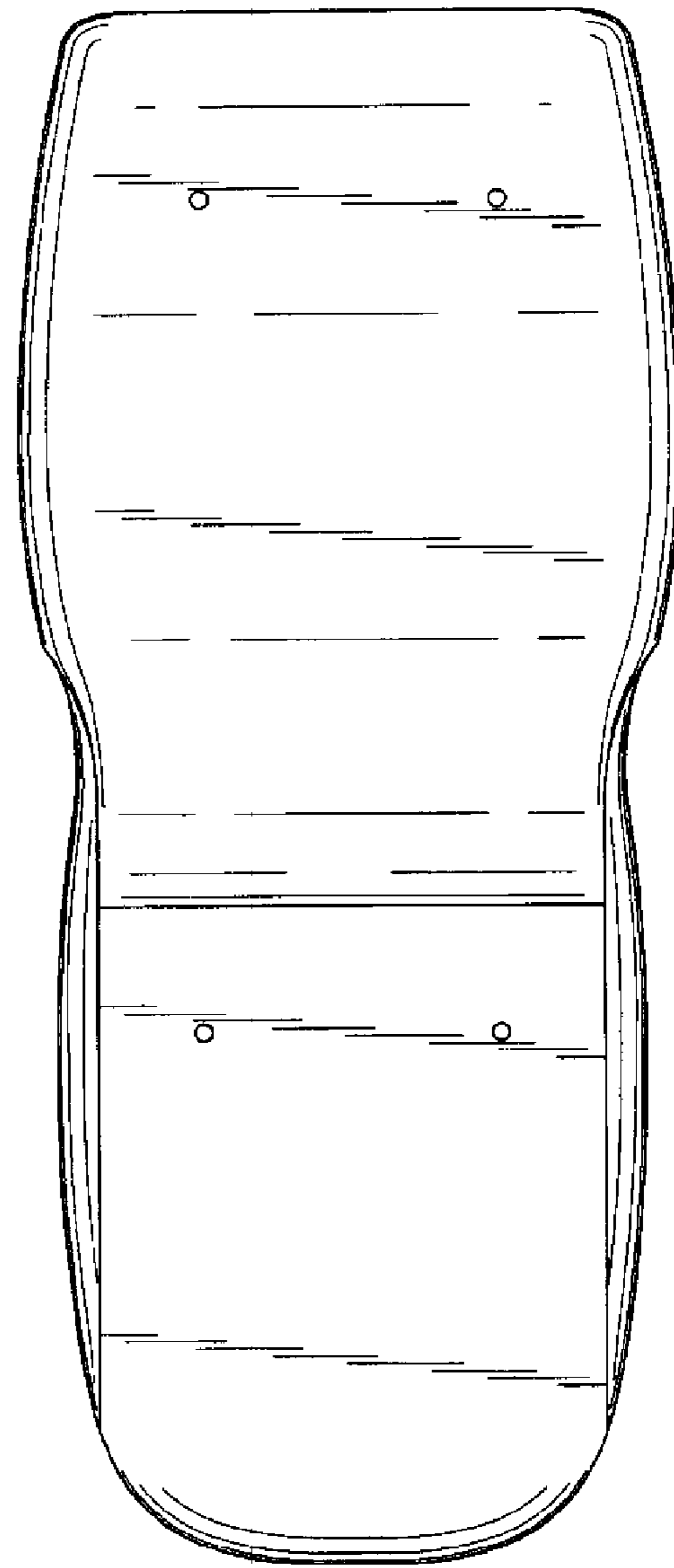
FIG. 6 is a bottom view of the invention.

**1 Claim, 2 Drawing Sheets**







*Fig. 1*




*Fig. 2*



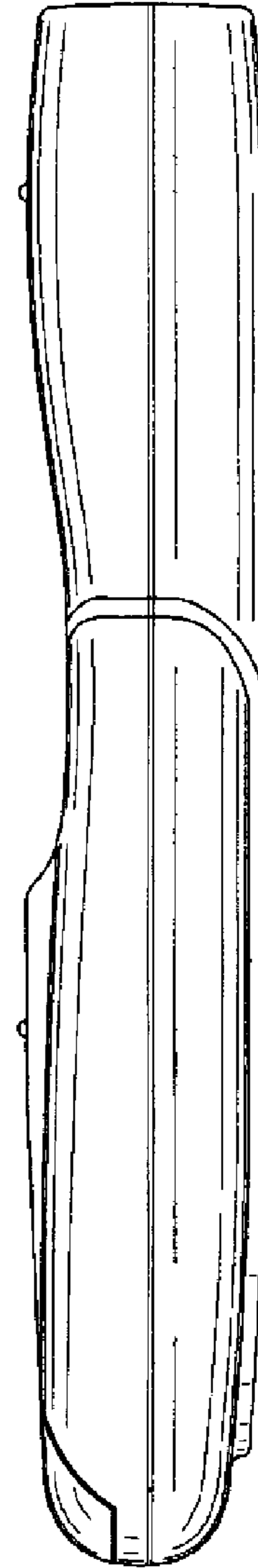
*Fig. 3*



*Fig. 5*



*Fig. 6*



*Fig. 4*