



US00D610585S

(12) **United States Design Patent**
Yang

(10) **Patent No.:** **US D610,585 S**

(45) **Date of Patent:** **** Feb. 23, 2010**

(54) **MOUSE**

(75) Inventor: **Chou-Hang Yang**, Taoyuan County
(TW)

(73) Assignee: **Darfon Electronics Corp.**, Taoyuan
(TW)

(**) Term: **14 Years**

(21) Appl. No.: **29/250,911**

(22) Filed: **Dec. 5, 2006**

(30) **Foreign Application Priority Data**

Jun. 6, 2006 (TW) 95303094

(51) **LOC (9) Cl.** **14-02**

(52) **U.S. Cl.** **D14/407**

(58) **Field of Classification Search** D14/402–410,
D14/417; 345/163–167; 273/148 B; 358/471,
358/473

See application file for complete search history.

(56) **References Cited**

U.S. PATENT DOCUMENTS

D332,093 S *	12/1992	Yang	D14/417
D460,071 S *	7/2002	Sheehan et al.	D14/402
D470,142 S *	2/2003	Konig	D14/403
D484,882 S *	1/2004	Wu	D14/407
D519,507 S *	4/2006	Sheehan et al.	D14/402
D534,168 S *	12/2006	Wada	D14/407
D534,535 S *	1/2007	Tzeng et al.	D14/407
2005/0190154 A1 *	9/2005	Kuo	345/163

2006/0244726 A1 *	11/2006	Wang et al.	345/163
2007/0132732 A1 *	6/2007	Chen et al.	345/163
2008/0170038 A1 *	7/2008	Chiang	345/163
2008/0300030 A1 *	12/2008	Wang	345/163

OTHER PUBLICATIONS

Darfon Electronic Corp.—FPD & Precision Component Solution Provider, [online], [retrieved on Sep. 30, 2009]. Retrieved from the Internet <URL: http://www.darfon.com.tw/English/HID_Mouse.asp>.*

* cited by examiner

Primary Examiner—Cathron C Brooks

Assistant Examiner—Karen E Kearney

(74) *Attorney, Agent, or Firm*—Quintero Law Office

(57) **CLAIM**

The ornamental design for a mouse, as shown and described.

DESCRIPTION

FIG. 1 is a perspective view thereof;

FIG. 2 is a front elevational view thereof;

FIG. 3 is a rear elevational view thereof;

FIG. 4 is a right side elevational view thereof;

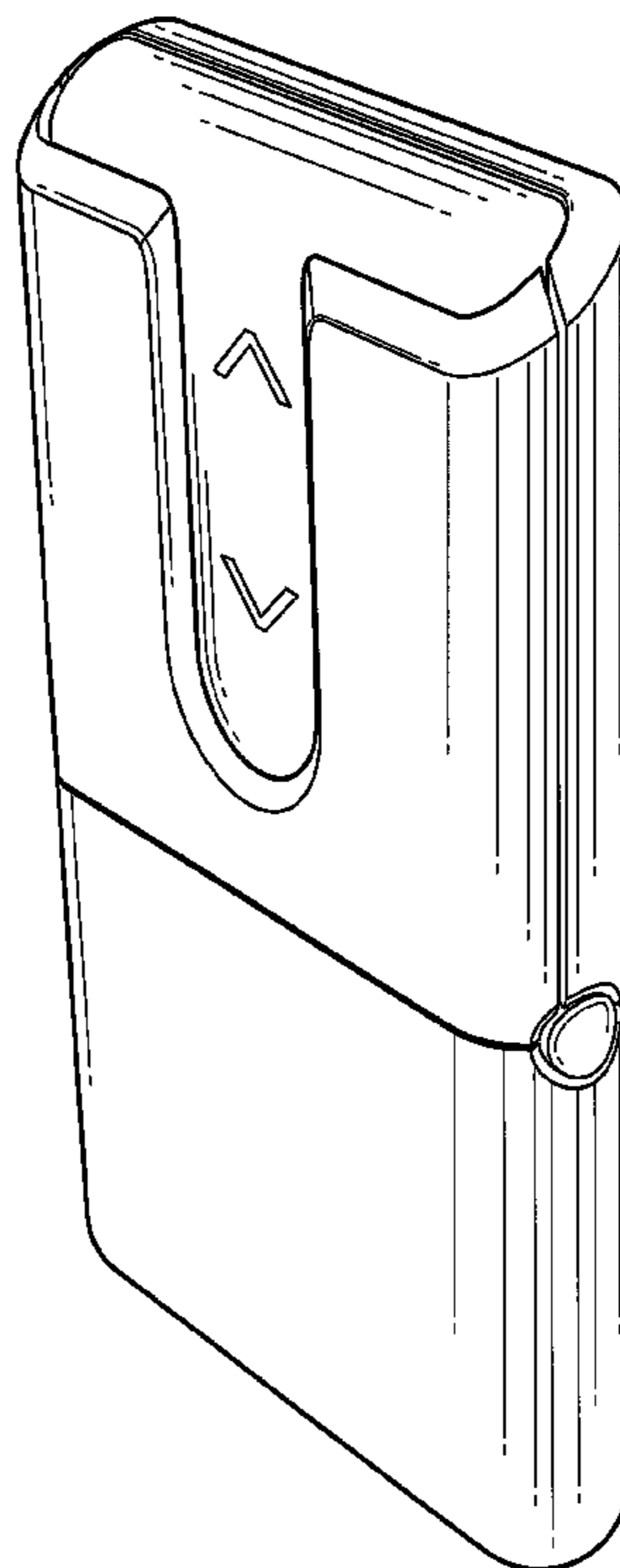
FIG. 5 is a left side elevational view thereof;

FIG. 6 is a top plane view thereof; and,

FIG. 7 is a bottom plane view thereof.

The broken lines and the areas within in FIG. 3 are included for the purpose of illustrating boundary lines and unclaimed portions and form no part of the claimed design.

1 Claim, 6 Drawing Sheets



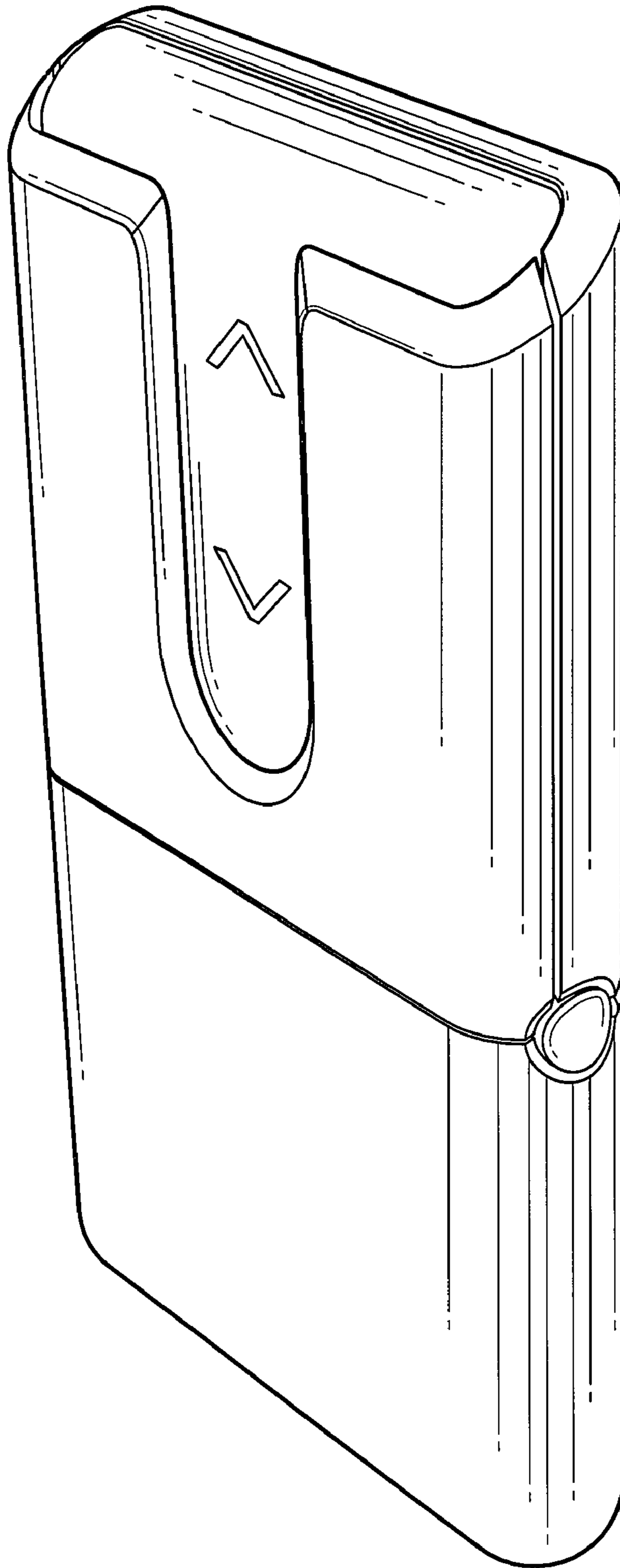


FIG. 1

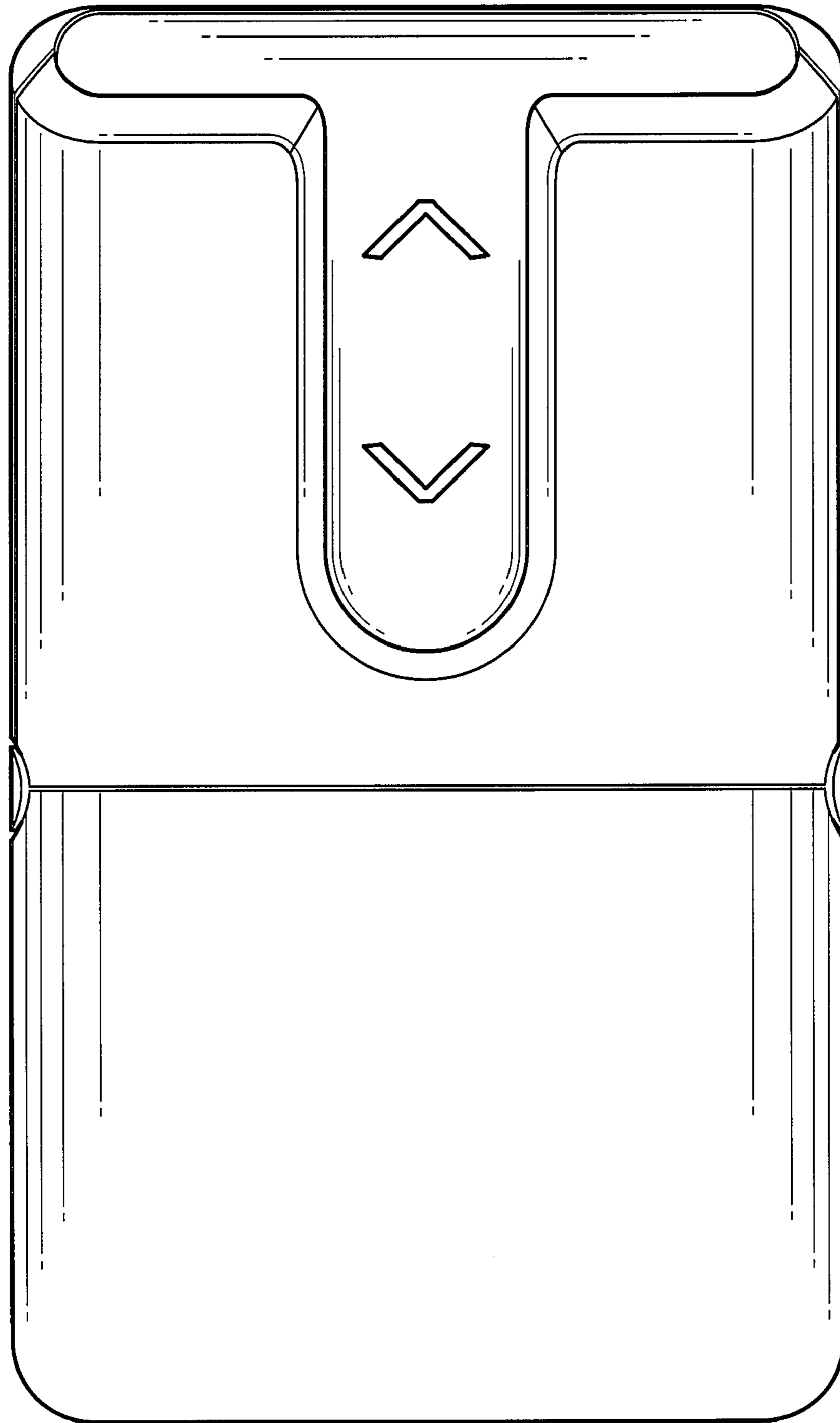


FIG. 2

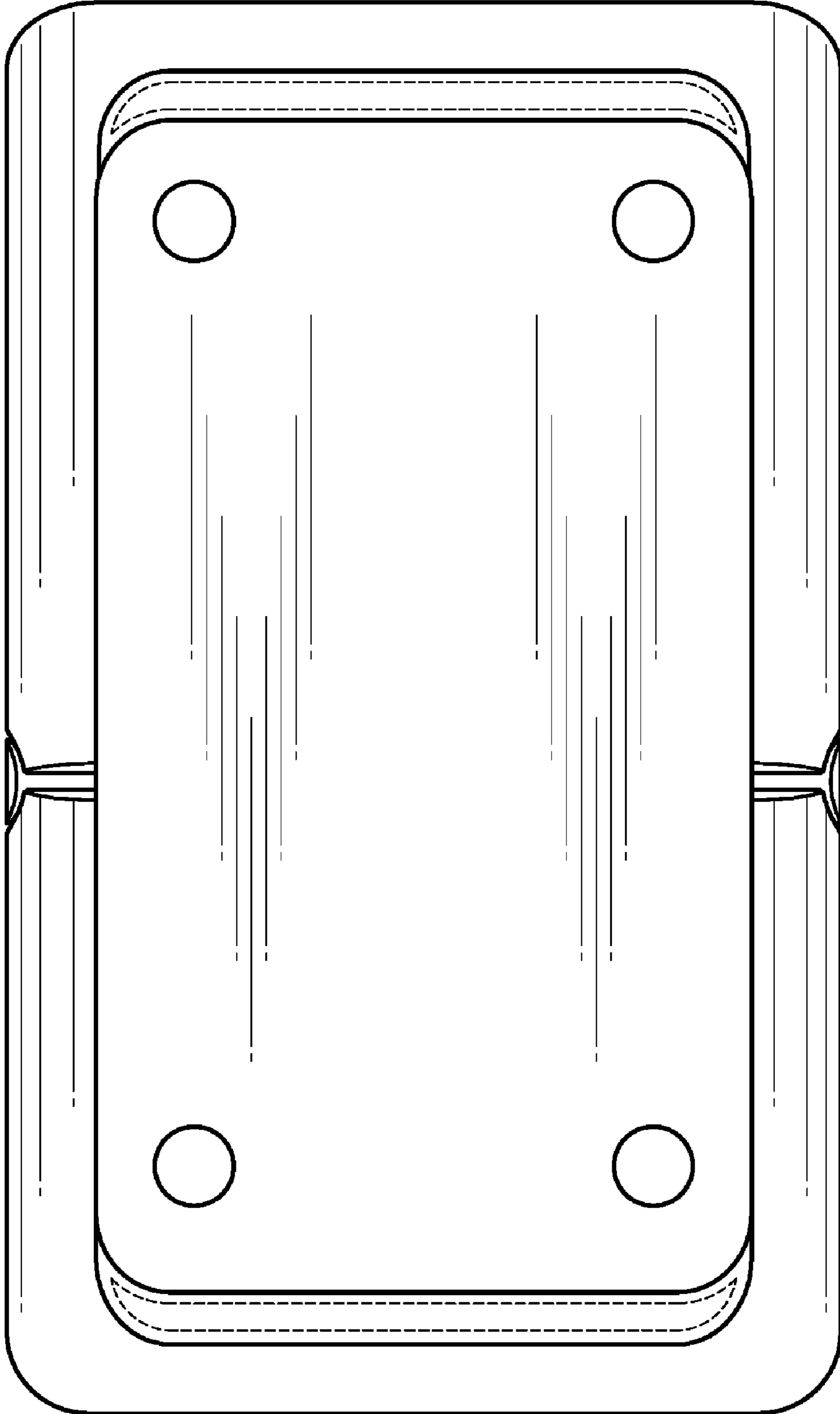


FIG. 3

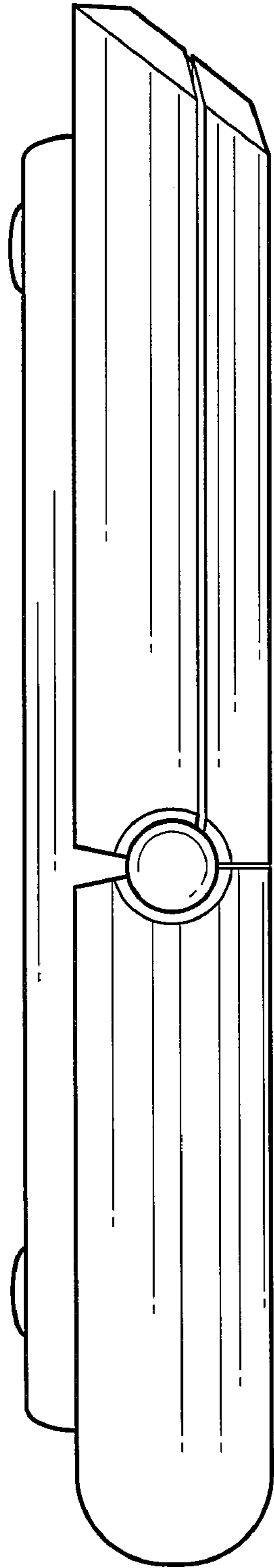


FIG. 4

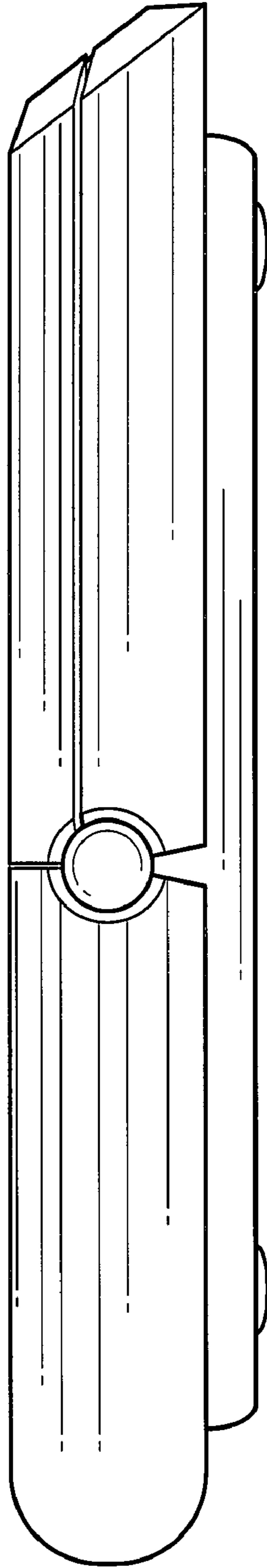


FIG. 5




FIG. 6




FIG. 7