



US00D610583S

(12) **United States Design Patent**
Chiu

(10) **Patent No.:** **US D610,583 S**
(45) **Date of Patent:** **** Feb. 23, 2010**

(54) **DISPLAY**

(75) Inventor: **Yi-Chung Chiu**, Taoyuan (TW)

(73) Assignee: **Hannspree, Inc.**, Taipei (TW)

(**) Term: **14 Years**

(21) Appl. No.: **29/339,164**

(22) Filed: **Jun. 25, 2009**

(51) **LOC (9) Cl.** **14-02**

(52) **U.S. Cl.** **D14/371; D6/308**

(58) **Field of Classification Search** D14/371–376,
D14/125–129; 341/12; 345/104, 156, 168,
345/173, 901–905; 248/917–924; 348/180,
348/184, 325, 739; 349/1, 2, 11, 62; 40/594;
312/204; D21/515; D6/300, 306, 308, 336
See application file for complete search history.

(56) **References Cited**

U.S. PATENT DOCUMENTS

D313,700	S	*	1/1991	Zoldessy	D6/306
5,072,998	A	*	12/1991	Oh	312/204
5,564,209	A	*	10/1996	Zagnoli	40/594
D397,336	S	*	8/1998	Woodworth	D14/126
D436,106	S	*	1/2001	Mohamed	D14/371
D449,602	S	*	10/2001	Yu et al.	D14/336
D456,049	S	*	4/2002	Hood	D21/515
D471,600	S	*	3/2003	Choi	D21/515
D474,468	S	*	5/2003	Zuege et al.	D14/374
D476,653	S	*	7/2003	Zuege et al.	D14/371
D476,654	S	*	7/2003	Zuege et al.	D14/371

D515,566	S	*	2/2006	Hwang	D14/371
D515,567	S	*	2/2006	Tsao	D14/371
D515,568	S	*	2/2006	Hoehn	D14/371
D515,569	S	*	2/2006	Hoehn	D14/371
D515,570	S	*	2/2006	Hoehn	D14/371
D515,571	S	*	2/2006	Hsieh	D14/371
D515,572	S	*	2/2006	Hsieh	D14/371
D515,573	S	*	2/2006	Liaw	D14/371
D516,067	S	*	2/2006	Hsieh	D14/371
D518,045	S	*	3/2006	Tsao	D14/371
D546,789	S	*	7/2007	Lee	D14/126
D592,862	S	*	5/2009	Chen et al.	D6/300

* cited by examiner

Primary Examiner—Freda S Nunn

(74) *Attorney, Agent, or Firm*—Ditthavong Mori & Steiner, P.C.

(57) **CLAIM**

The ornamental design for a display, as shown and described.

DESCRIPTION

FIG. 1 is a front perspective view of a display showing my new design;

FIG. 2 is a front elevational view thereof;

FIG. 3 is a rear elevational view thereof;


FIG. 4 is a left side elevational view thereof;

FIG. 5 is a right side elevational view thereof;

FIG. 6 is a top plan view thereof; and,

FIG. 7 is a bottom plan view thereof.

1 Claim, 7 Drawing Sheets



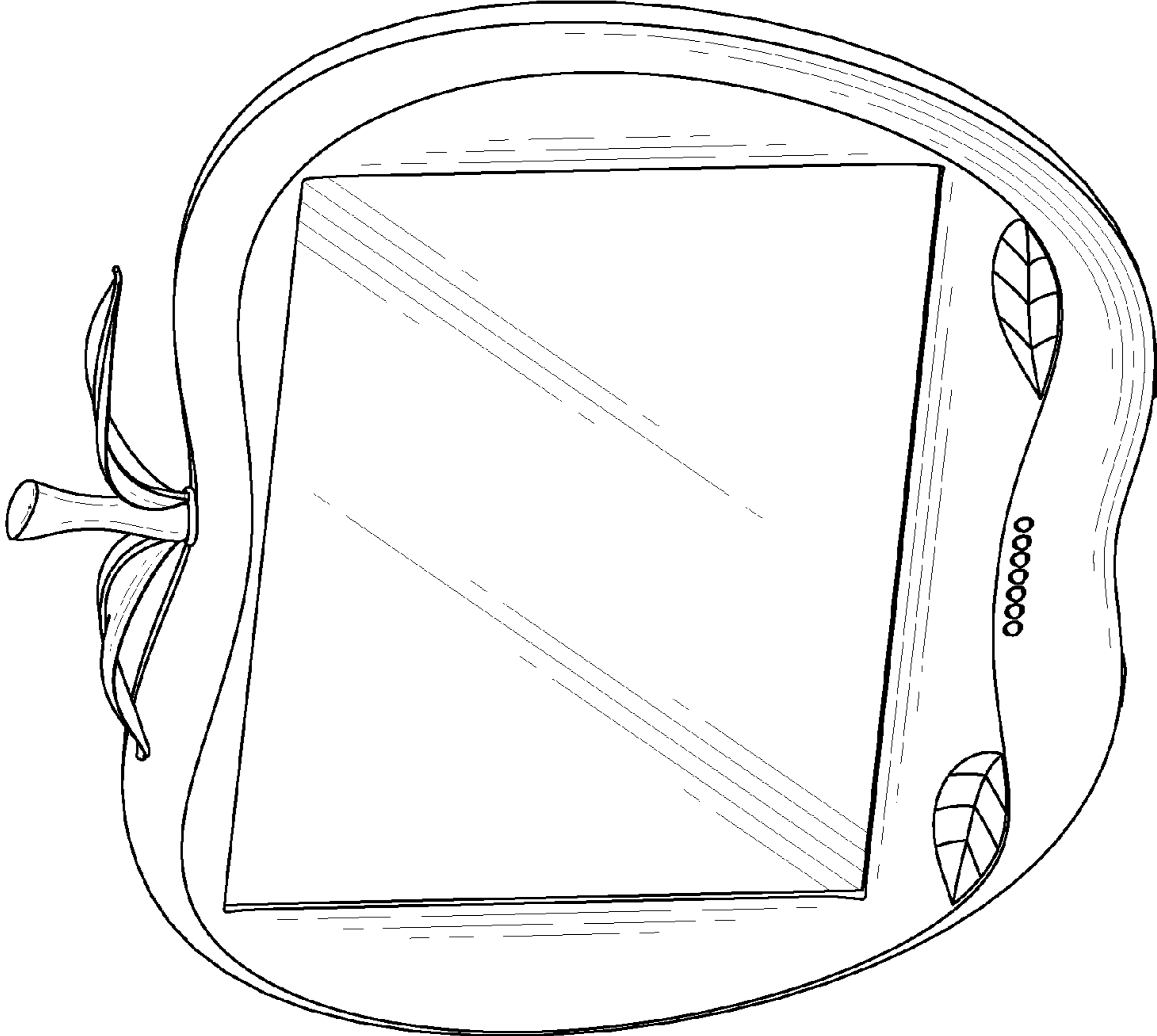


Fig. 1

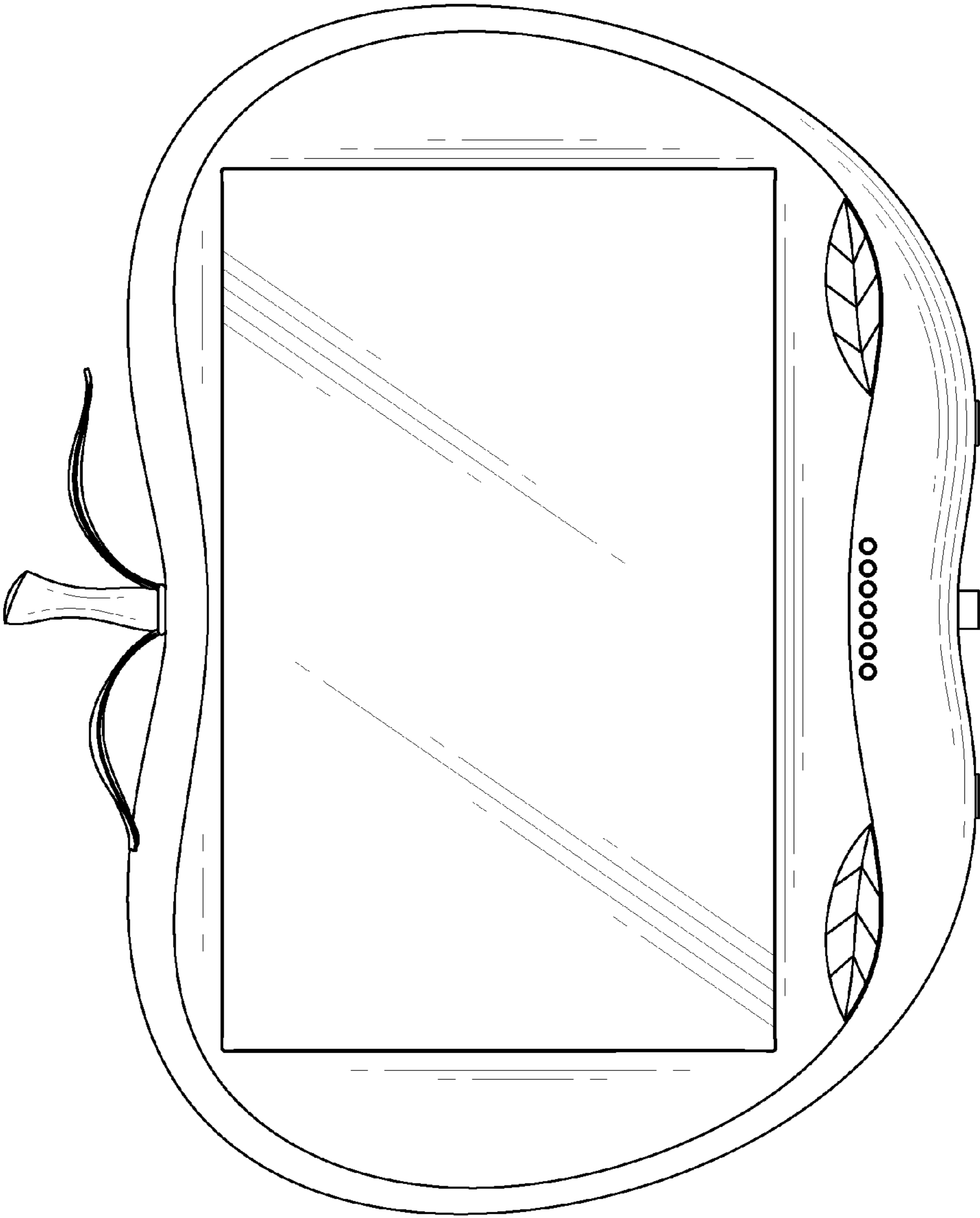


Fig. 2

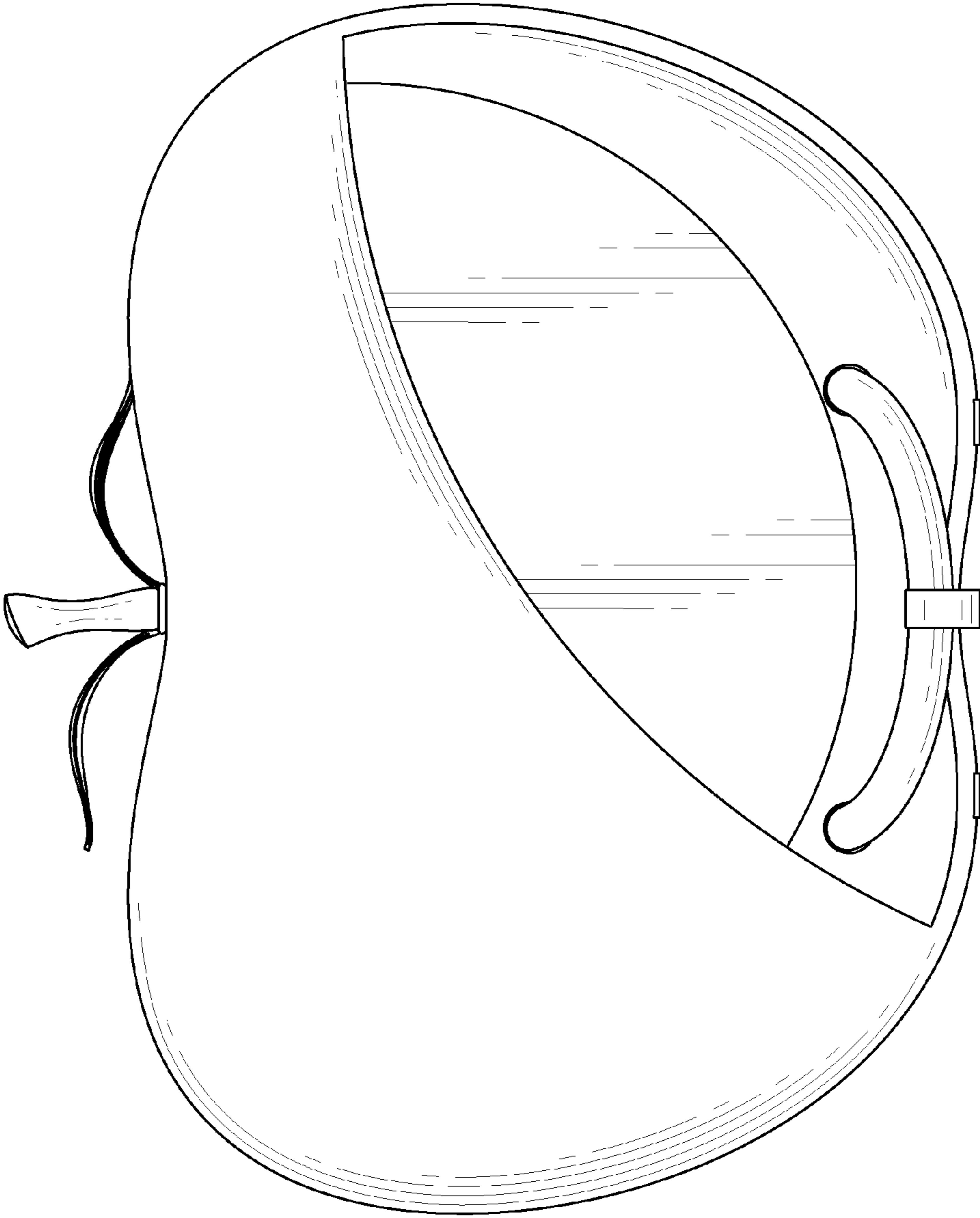


Fig. 3

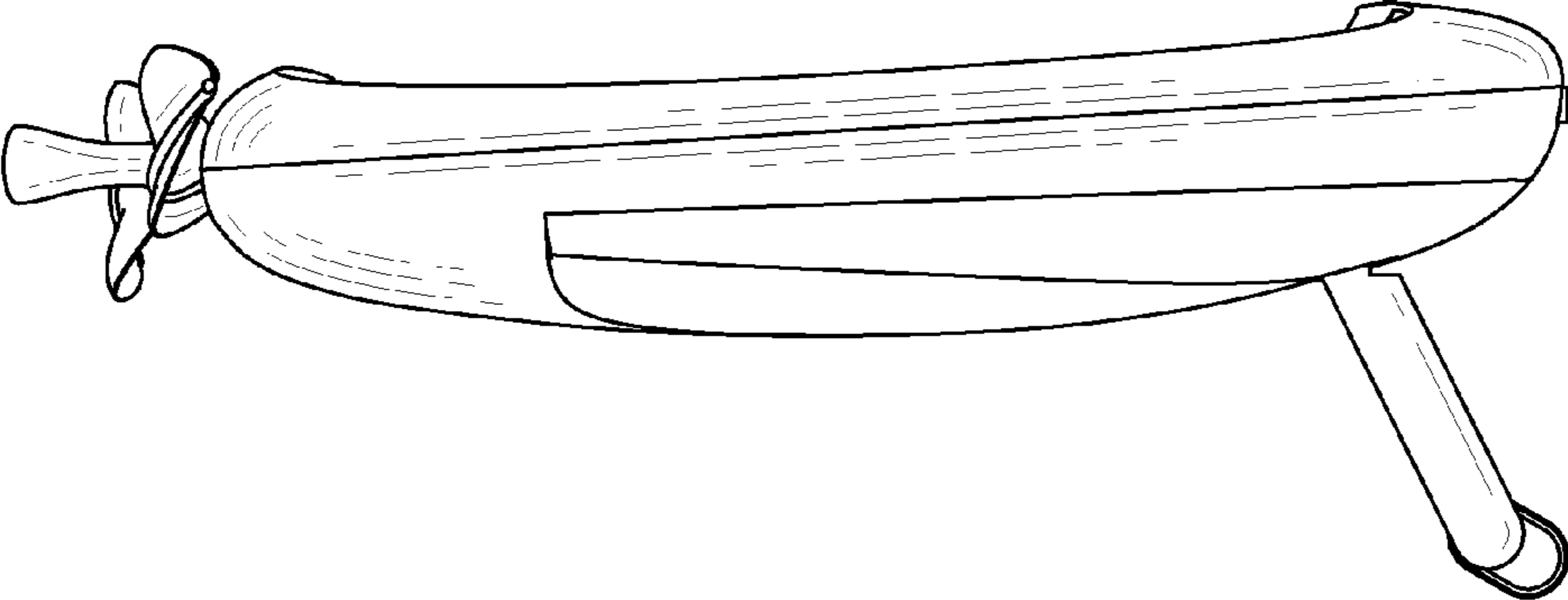


Fig. 4




Fig. 5




Fig. 6

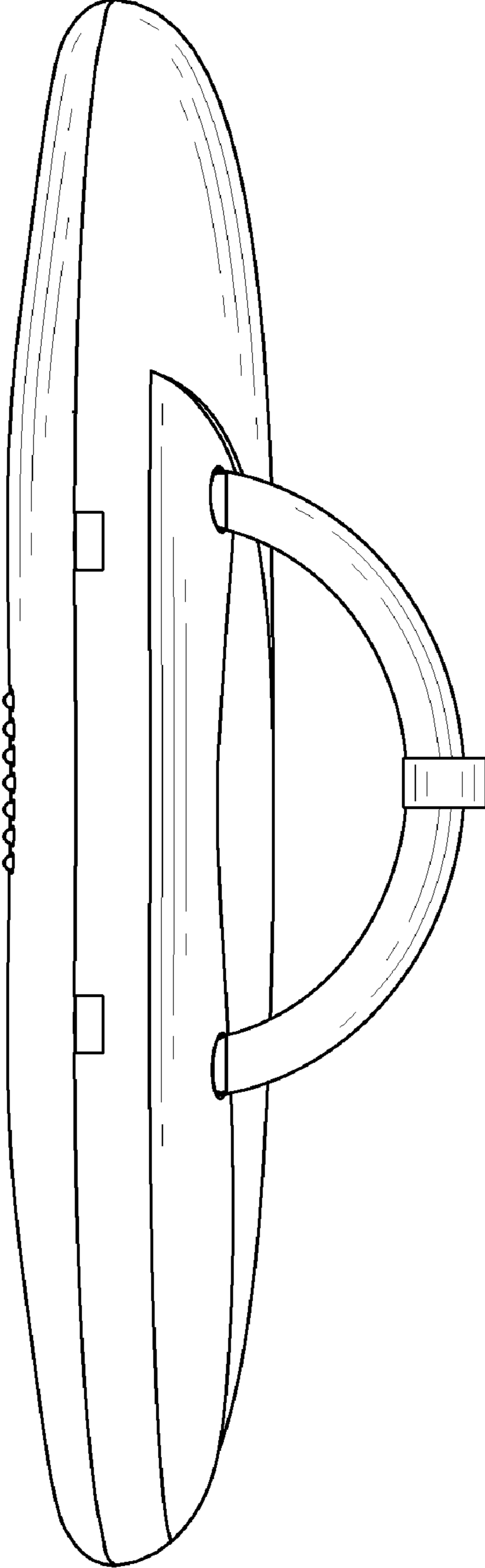


Fig. 7