



US00D610579S

(12) **United States Design Patent**
Behar et al.

(10) **Patent No.:** **US D610,579 S**
(45) **Date of Patent:** **** Feb. 23, 2010**

(54) **FABRIC POUCH CARRY ACCESSORY FOR A MOBILE PHONE DEVICE**

(75) Inventors: **Yves Albert Behar**, San Francisco, CA (US); **Qin Li**, South San Francisco, CA (US); **Emmanuel Laffon de Mazieres**, San Francisco, CA (US)

(73) Assignee: **Aliphcom**, San Francisco, CA (US)

(**) Term: **14 Years**

(21) Appl. No.: **29/333,428**

(22) Filed: **Mar. 9, 2009**

(51) **LOC (9) Cl.** **14-03**

(52) **U.S. Cl.** **D14/250; D3/201**

(58) **Field of Classification Search** D14/240, D14/250-253, 345, 432, 439-440; D3/201, D3/215, 218-219, 269; D6/407; D9/432; 206/320, 576; 224/191, 240, 929-930; 281/51; 379/420.04, 433.11, 437, 440, 446-447, 379/449-455; 455/575.1, 575.6, 575.8, 575.9
See application file for complete search history.

(56) **References Cited**

U.S. PATENT DOCUMENTS

D329,749 S *	9/1992	Scheid	D3/218
D339,690 S *	9/1993	Takahashi et al.	D3/218
D346,275 S *	4/1994	Hayasaka et al.	D3/218
D348,355 S *	7/1994	Scheid et al.	D3/218
D357,577 S *	4/1995	Scheid	D3/218
D369,465 S *	5/1996	Scheid et al.	D3/218
D390,699 S *	2/1998	Goldenberg et al.	D3/218
D391,758 S *	3/1998	Wolf et al.	D3/218
D457,308 S *	5/2002	Infanti	D3/218
D468,525 S *	1/2003	Boyle et al.	D3/218
D499,546 S *	12/2004	Smithers	D3/218
D503,532 S *	4/2005	Andre et al.	D3/218

D508,605 S *	8/2005	Hwang et al.	D3/218
D520,739 S *	5/2006	Tsai et al.	D3/218
D521,232 S *	5/2006	Andre et al.	D3/218
D529,713 S *	10/2006	Guyot et al.	D3/218
D532,003 S *	11/2006	Franck et al.	D14/248
D543,541 S *	5/2007	Chung et al.	D14/250
D570,100 S *	6/2008	Chen	D3/218
D586,795 S *	2/2009	Richter	D14/253
D593,750 S *	6/2009	Song	D3/269

* cited by examiner

Primary Examiner—Philip S Hyder

Assistant Examiner—Roselynn Cody

(74) *Attorney, Agent, or Firm*—Townsend and Townsend and Crew LLP

(57) **CLAIM**

The ornamental design for a fabric pouch carry accessory for a mobile phone device, as shown and described.

DESCRIPTION

FIG. 1 is a perspective view of a fabric pouch carry accessory for a mobile phone device showing our new design;

FIG. 2 is a front elevational view thereof;

FIG. 3 is a rear elevational view thereof;

FIG. 4 is a left side elevational view thereof;

FIG. 5 is a right side elevational view thereof;

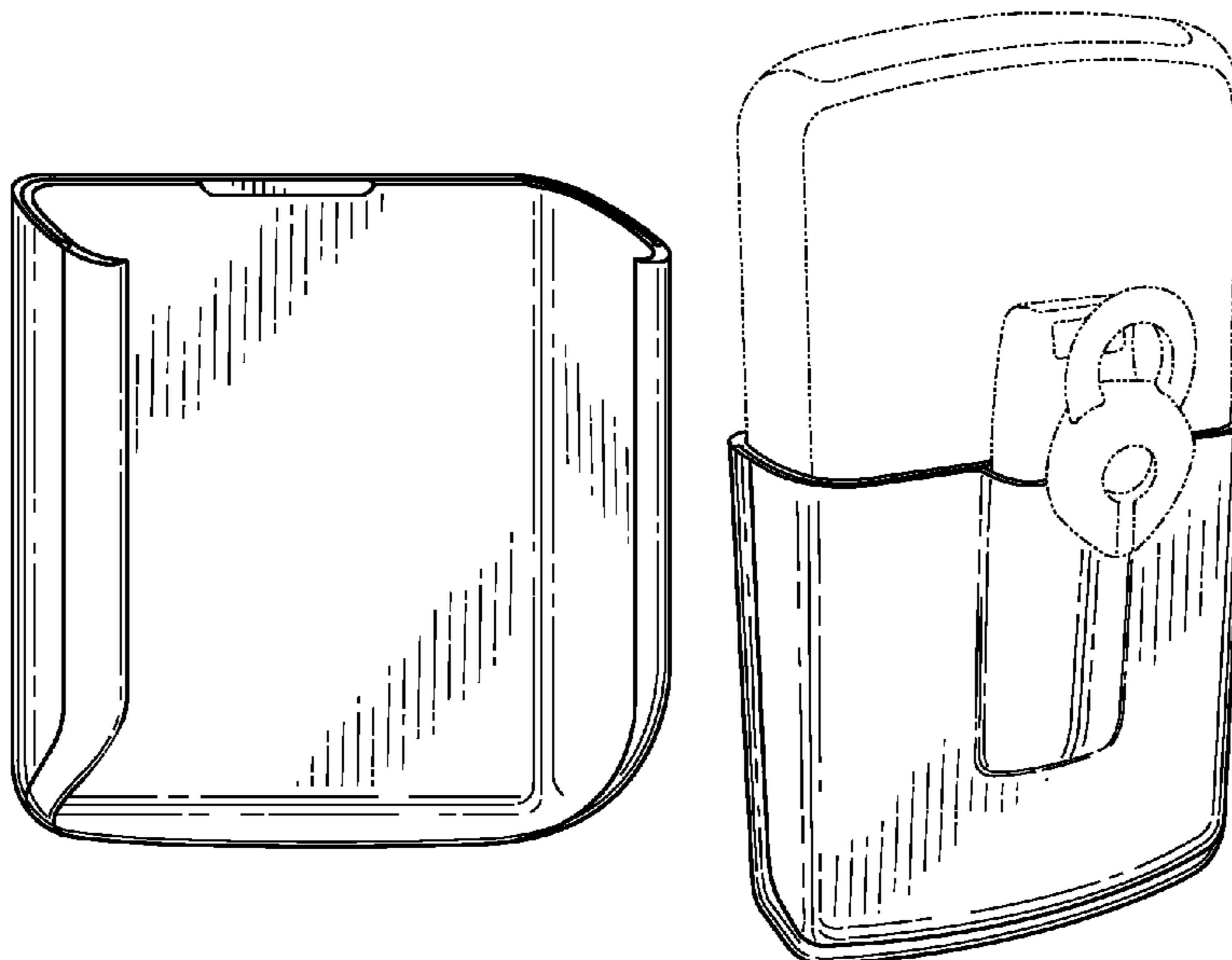
FIG. 6 is a top plan view thereof;

FIG. 7 is a bottom plan view thereof; and,

FIG. 8 depicts a back perspective view of the fabric pouch carry accessory for a mobile phone device, while carrying a headset.

The broken lines in FIG. 8 are provided to illustrate environment and form no part of the claimed design.

1 Claim, 5 Drawing Sheets



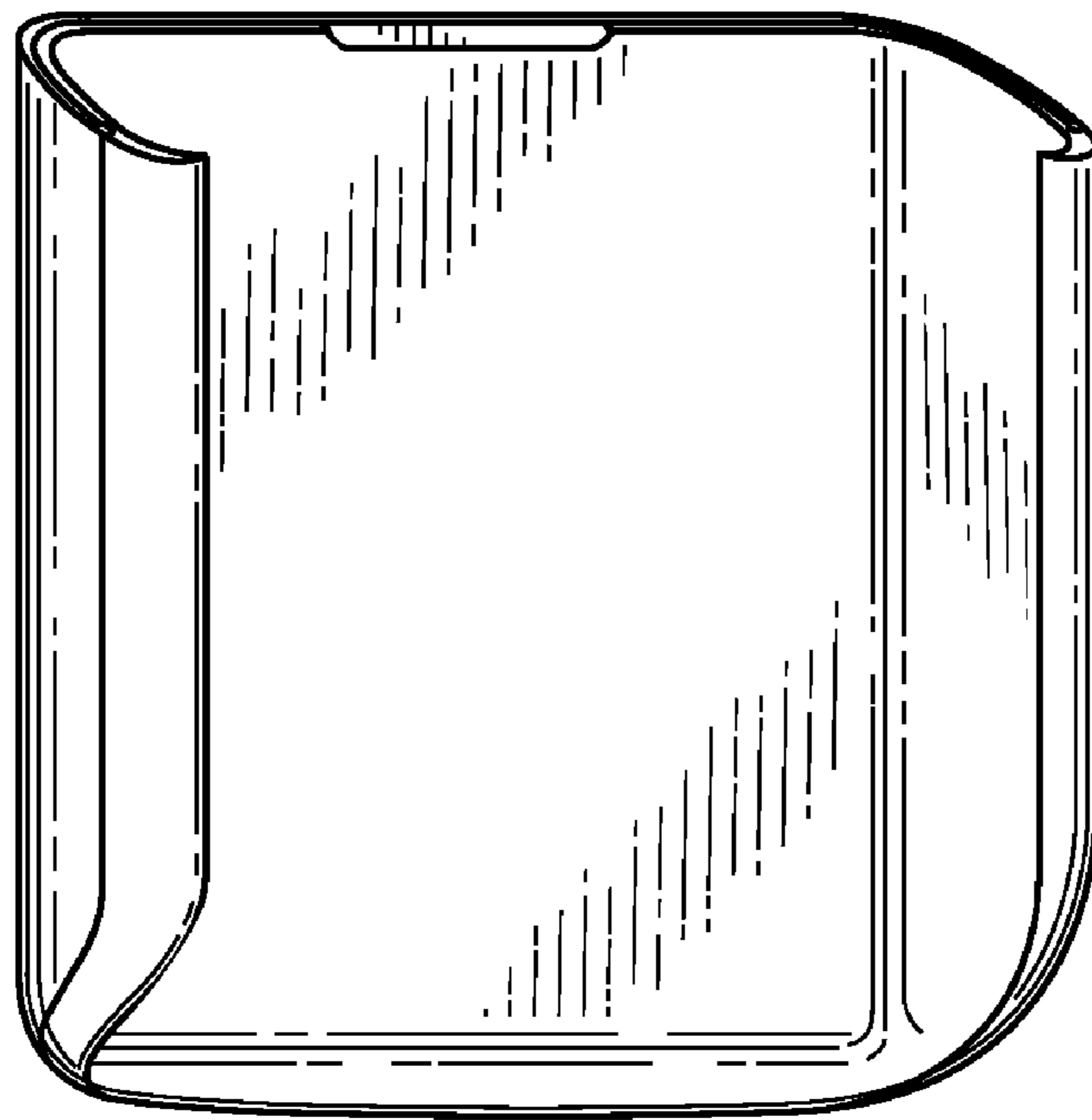


FIG. 1

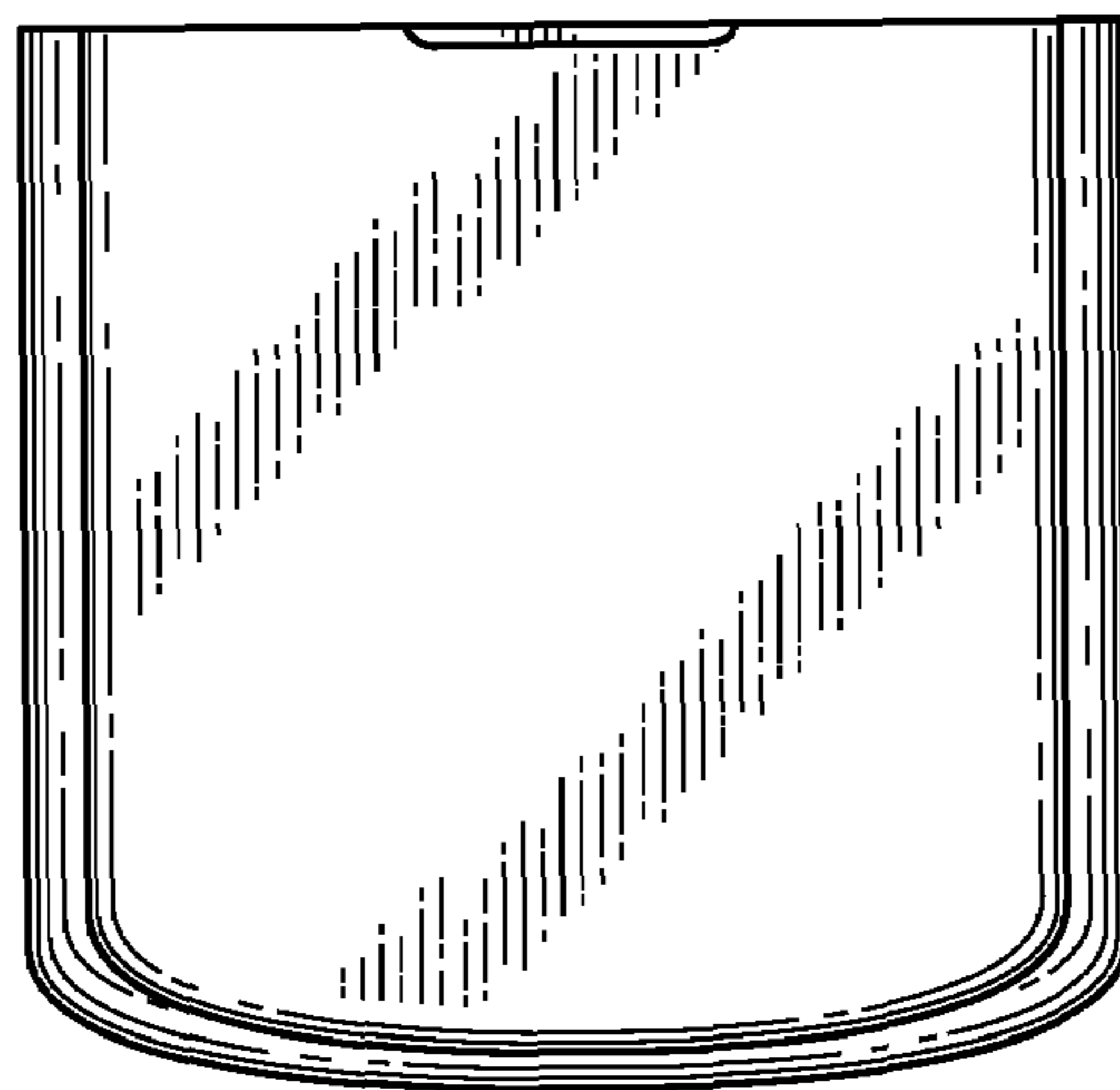


FIG. 2

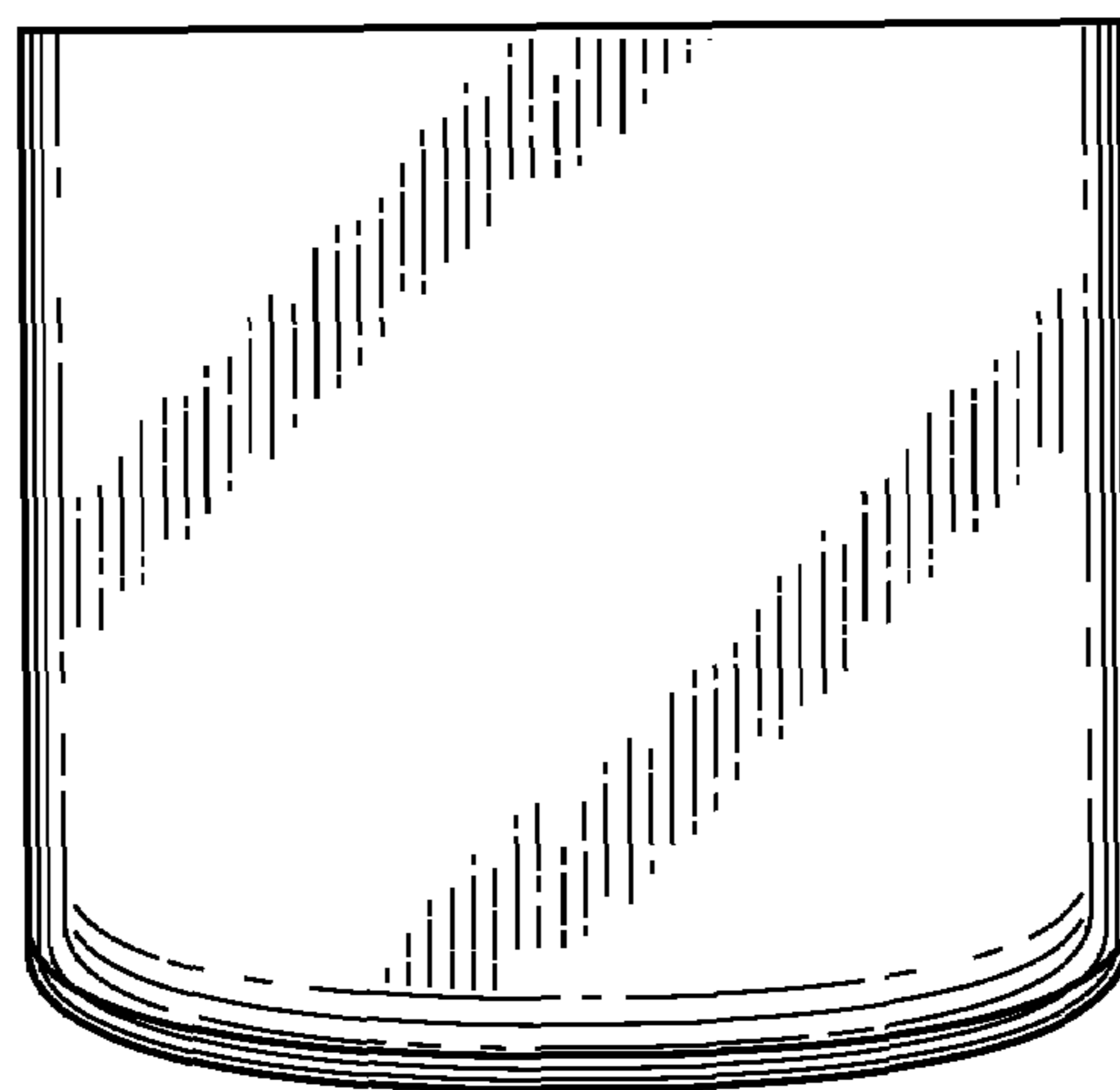


FIG. 3




FIG. 4



FIG. 5



FIG. 6



FIG. 7

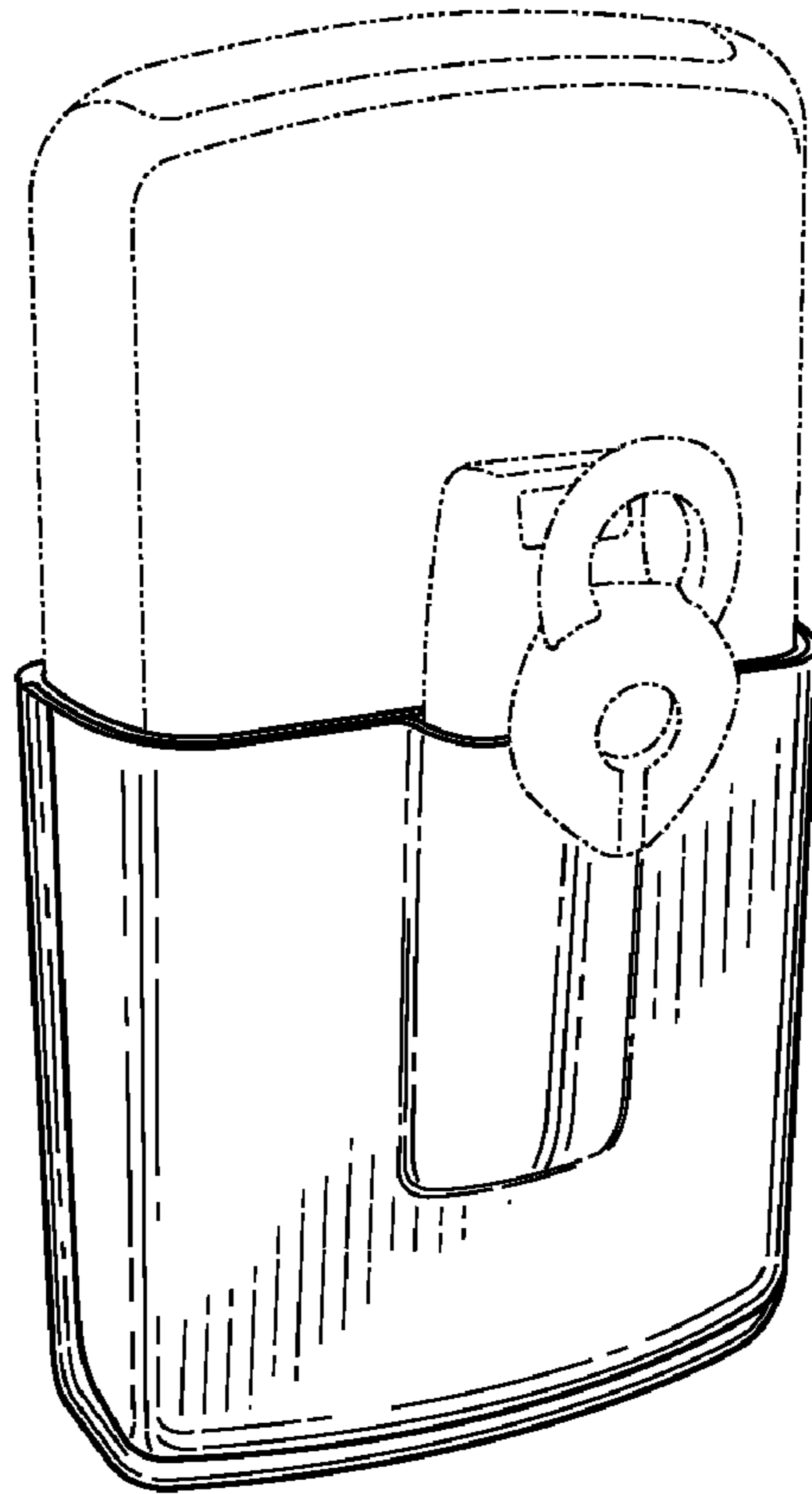


FIG. 8