



US00D610556S

(12) **United States Design Patent**
Drenth et al.

(10) **Patent No.:** **US D610,556 S**

(45) **Date of Patent:** **** Feb. 23, 2010**

(54) **USER INTERFACE FOR A FRANKING MACHINE**

D567,188 S * 4/2008 Mauchle et al. D13/164
D585,013 S * 1/2009 Schmid et al. D12/317
2002/0126148 A1 * 9/2002 Rosenkranz et al. 345/764

(75) Inventors: **Klaas Drenth**, GE Drachten (NL);
Laurent Cambon, Montrouge (FR)

OTHER PUBLICATIONS

Neopost Franking Machine model IJ80, announced 2006, photograph of user interface taken Oct. 15, 2008.
Neopost Franking Machine model IJ35, announced 2002, photograph of user interface taken Oct. 15, 2008.
Neopost Franking Machine model IJ25, announced 2000, photograph of user interface taken Oct. 15, 2008.

(73) Assignee: **Neopost Technologies**, Bagneux (FR)

(**) Term: **14 Years**

* cited by examiner

(21) Appl. No.: **29/309,657**

(22) Filed: **Sep. 23, 2008**

Primary Examiner—Daniel D Bui

Assistant Examiner—Thomas J Johannes

(30) **Foreign Application Priority Data**

Mar. 25, 2008 (EM) 000901822-0001

(74) *Attorney, Agent, or Firm*—Posz Law Group, PLC

(51) **LOC (9) Cl.** **13-03**

(57) **CLAIM**

(52) **U.S. Cl.** **D13/173; D13/164**

The ornamental design of a user interface for a franking machine, as shown and described.

(58) **Field of Classification Search** D13/162,
D13/164, 173, 174, 177, 184, 199; D18/51;
D12/317; 705/407, 408; 715/764, 866

DESCRIPTION

See application file for complete search history.

The file of this patent contains at least one drawing/photograph executed in color. Copies of this patent with color drawing(s)/photograph(s) will be provided by the Office upon request and payment of the necessary fee.

(56) **References Cited**

U.S. PATENT DOCUMENTS

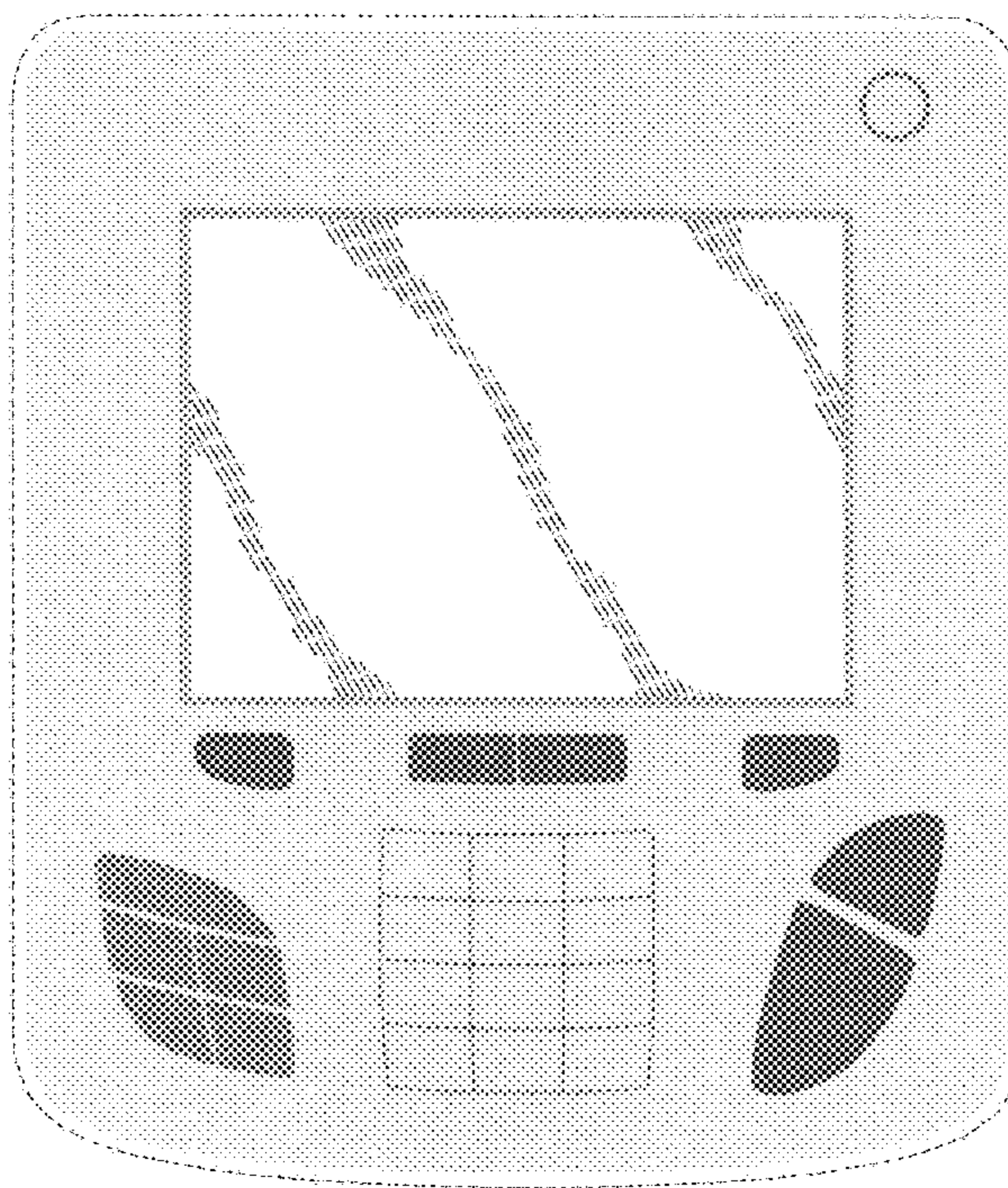
D265,191 S * 6/1982 Bohanon, Sr. D13/164
D367,015 S * 2/1996 Brooks, Jr. D10/91
D431,482 S * 10/2000 Marmier D10/94
D465,517 S * 11/2002 Brooks, Jr. D18/56
D465,802 S * 11/2002 Maniura et al. D18/51
D490,735 S * 6/2004 Lawler et al. D10/94
6,960,730 B2 * 11/2005 Lawler et al. 177/25.15
D520,889 S * 5/2006 Kesselman D10/91
D543,879 S * 6/2007 Barmes et al. D10/91

FIG. 1 is a front view of a user interface for a franking machine showing our new design; and,

FIG. 2 is a perspective view thereof.

The broken line is the boundary of the claimed design and forms no part thereof.

1 Claim, 2 Drawing Sheets
(2 of 2 Drawing Sheet(s) Filed in Color)



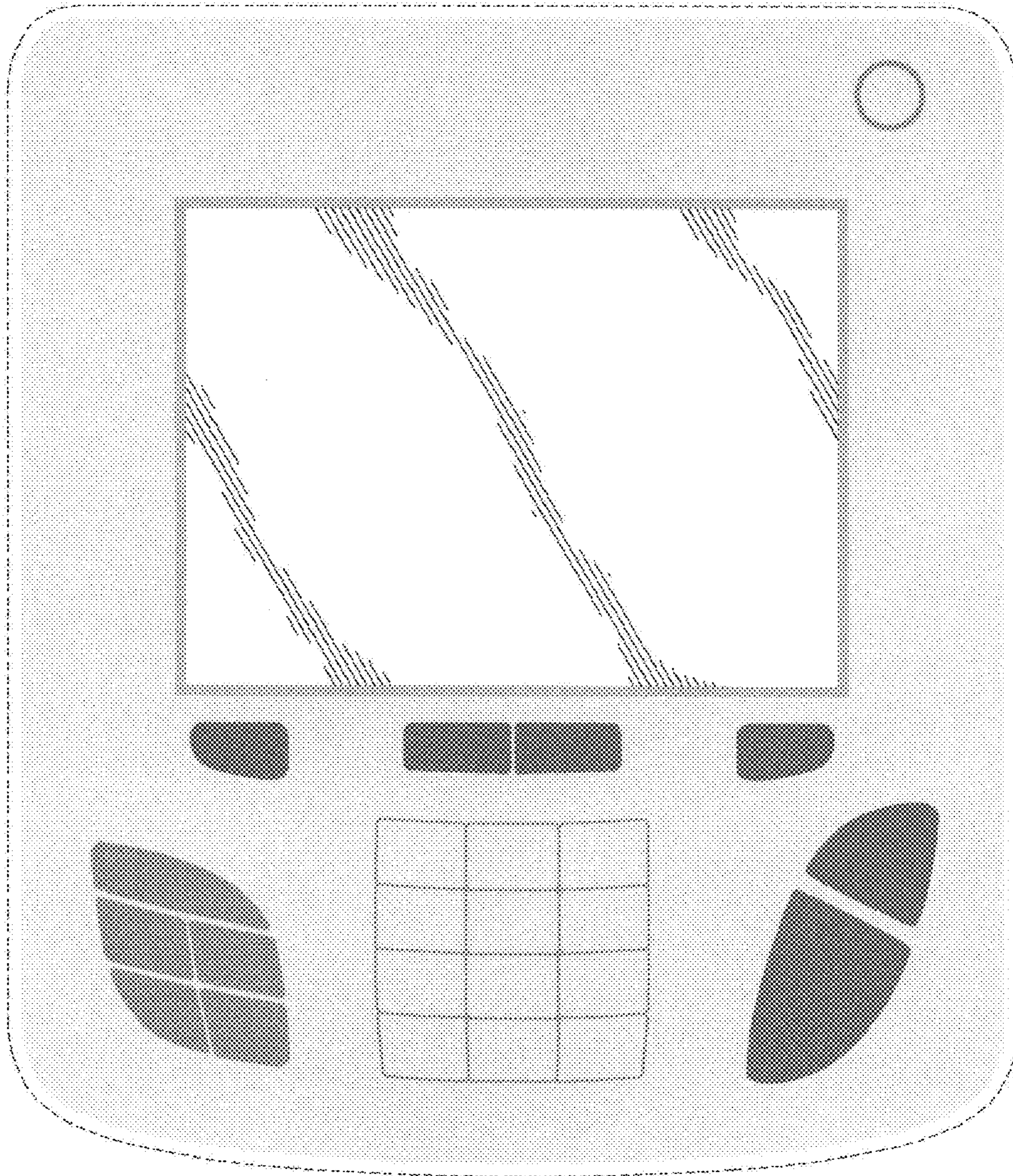


FIG. 1




FIG. 2