



US00D610522S

(12) **United States Design Patent**
Bladt et al.

(10) **Patent No.:** **US D610,522 S**
(45) **Date of Patent:** **** Feb. 23, 2010**

(54) **AIRCRAFT WINDOW**

(75) Inventors: **Ralph Bladt**, Seattle, WA (US); **Joseph P. Condon**, Mukilteo, WA (US); **Richard Fraker**, Edmonds, WA (US); **Domenic S. Giuntoli**, Seattle, WA (US); **Paul Mikulencak**, Everett, WA (US); **William Quan**, Newcastle, WA (US); **Michael A. Ritts**, Anacortes, WA (US); **Ryon Christopher Warren**, Seattle, WA (US)

D349,268 S * 8/1994 Jones D12/183
5,351,898 A 10/1994 Koehn
D376,343 S 12/1996 Alcocer
5,662,152 A * 9/1997 Sanz et al. 160/84.02
5,816,534 A 10/1998 Schumacher
5,885,714 A 3/1999 Demeester
6,129,312 A 10/2000 Weber
D456,338 S 4/2002 Granzeier et al.

(Continued)

FOREIGN PATENT DOCUMENTS

(73) Assignee: **The Boeing Company**, Chicago, IL (US)

GB 2225368 5/1990

(**) Term: **14 Years**

(Continued)

(21) Appl. No.: **29/234,233**

OTHER PUBLICATIONS

(22) Filed: **Jul. 15, 2005**

U.S. Appl. No. 29/188,517, Bladt et al.

(Continued)

Related U.S. Application Data

(62) Division of application No. 29/163,106, filed on Jun. 25, 2002, now Pat. No. Des. 512,365.

Primary Examiner—Cathron C. Brooks

Assistant Examiner—Maurice Stevens

(74) *Attorney, Agent, or Firm*—Perkins Coie LLP

(51) **LOC (9) Cl.** **12-07**

(52) **U.S. Cl.** **D12/345**

(58) **Field of Classification Search** D12/319–345,
D12/183; 244/129.3, 129.4
See application file for complete search history.

(57) **CLAIM**

We claim the ornamental design for an aircraft window, as shown and described.

(56) **References Cited**

DESCRIPTION

U.S. PATENT DOCUMENTS

2,002,944 A * 5/1935 Hathron 244/129.4
2,358,485 A 9/1944 Warren et al.
2,473,616 A 6/1949 Stephenson
2,575,757 A 11/1951 Hardy
2,784,926 A 3/1957 Bonza et al.
3,429,530 A 2/1969 Hertel
3,690,600 A 9/1972 Cooper
4,053,126 A 10/1977 Duret et al.
4,541,595 A 9/1985 Fiala et al.
4,998,576 A * 3/1991 Moreno 160/90
D331,215 S * 11/1992 Moreno et al. D12/183

FIG. 1 is an internal isometric view of an aircraft window showing our new design;

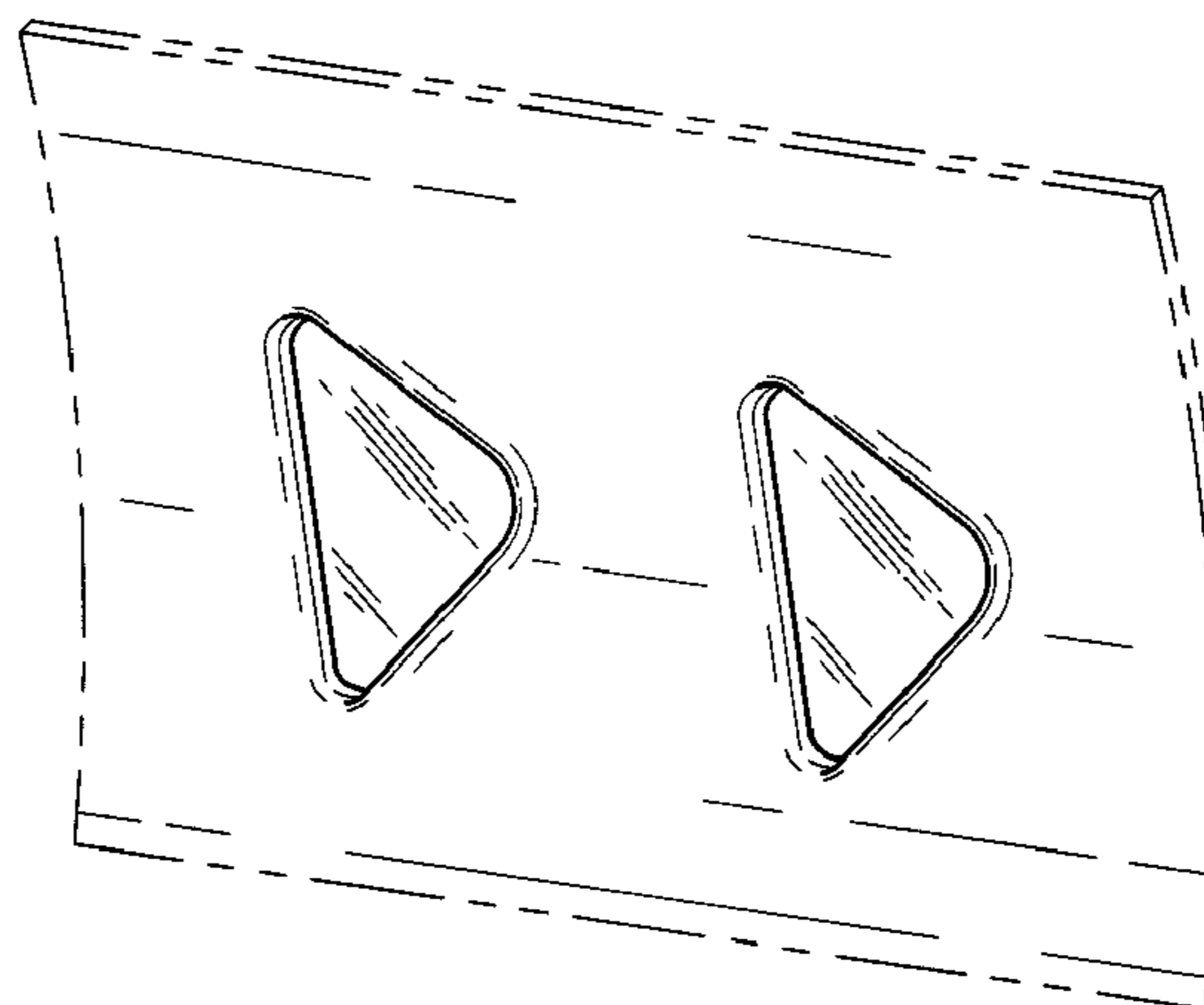
FIG. 2 is an internal side view thereof;

FIG. 3 is an external isometric view thereof; and,

FIG. 4 is an external side view thereof.

The broken lines shown in FIGS. 1–4 are included for the purpose of illustrating environment and form no part of the claimed design.

1 Claim, 1 Drawing Sheet



U.S. PATENT DOCUMENTS

6,460,805 B1 * 10/2002 Sanz et al. 244/129.3
D470,088 S * 2/2003 Matsco et al. D12/183
6,736,352 B2 5/2004 Bladt et al.
D512,365 S * 12/2005 Bladt et al. D12/345
7,397,429 B2 * 7/2008 Crain et al. 343/700 MS
7,438,263 B2 * 10/2008 Rassaian et al. 244/129.3

FOREIGN PATENT DOCUMENTS

WO WO-0020275 4/2000

OTHER PUBLICATIONS

2000-Thomas Wilbert, www.luftfahrtmuseum.com; C:/WINNT/Temporary%Internet%w0Files/OLKC/t6.jpeg; [accessed Jan. 8, 2002].

Author Unknown, Space Shuttle 1978, Status Report for the Committee on Science and Technology, U.S. House of Representatives Ninety-Fifth Congress, Jan. 1978, pp. 72-73, 76-77.

DeHavilland Comet Homepages (13 pg); <http://www.geocities.com/CapeCanaveral/Lab/8803/fcometpi.htm>; [Accessed Oct. 16, 2002].

<http://surf.to/comet> (1 pg); http://www.geocities.com/CapeCanaveral/Lab/8803/comet/pc10_mk1_m_gapas_5.jpg; [accessed Oct. 16, 2002].

SE 210 Caravelle, SUD Aviation SE 210, Caravelle 10B (4 pgs); <http://myweb.worlnet.net/~epatte/caravelle-us.html>; [Accessed Feb. 26, 2002].

vi flyver (1 pg); C:/WINNT/Temporary%Internet%20Files/OLKC/Caravell.jpg; [accessed Jan. 8, 2002].

European Search Report, European Application No. 03075088.9; Applicant: The Boeing Company; Mailed on Apr. 2, 2009, 4 pages.

* cited by examiner

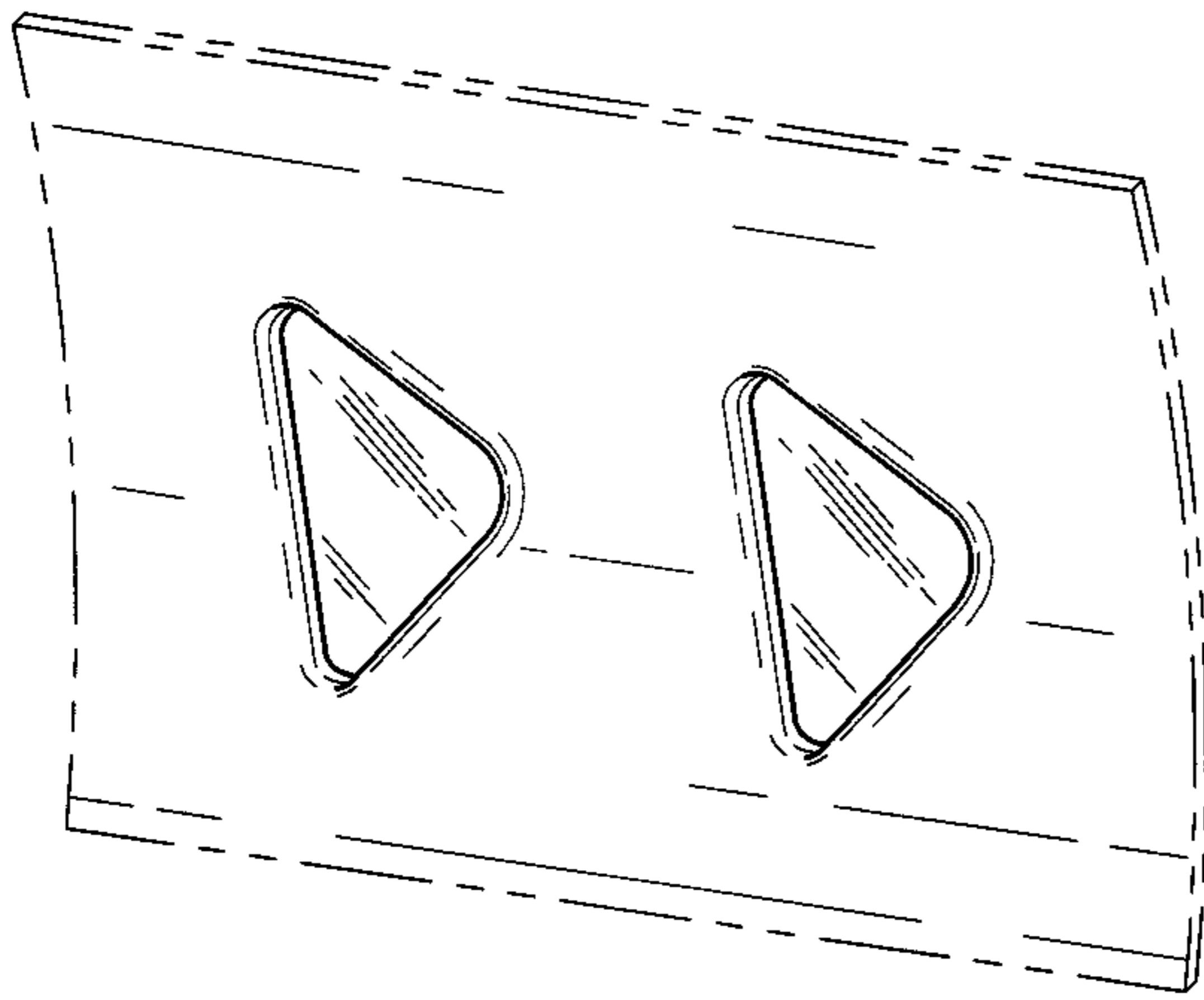


Fig. 1

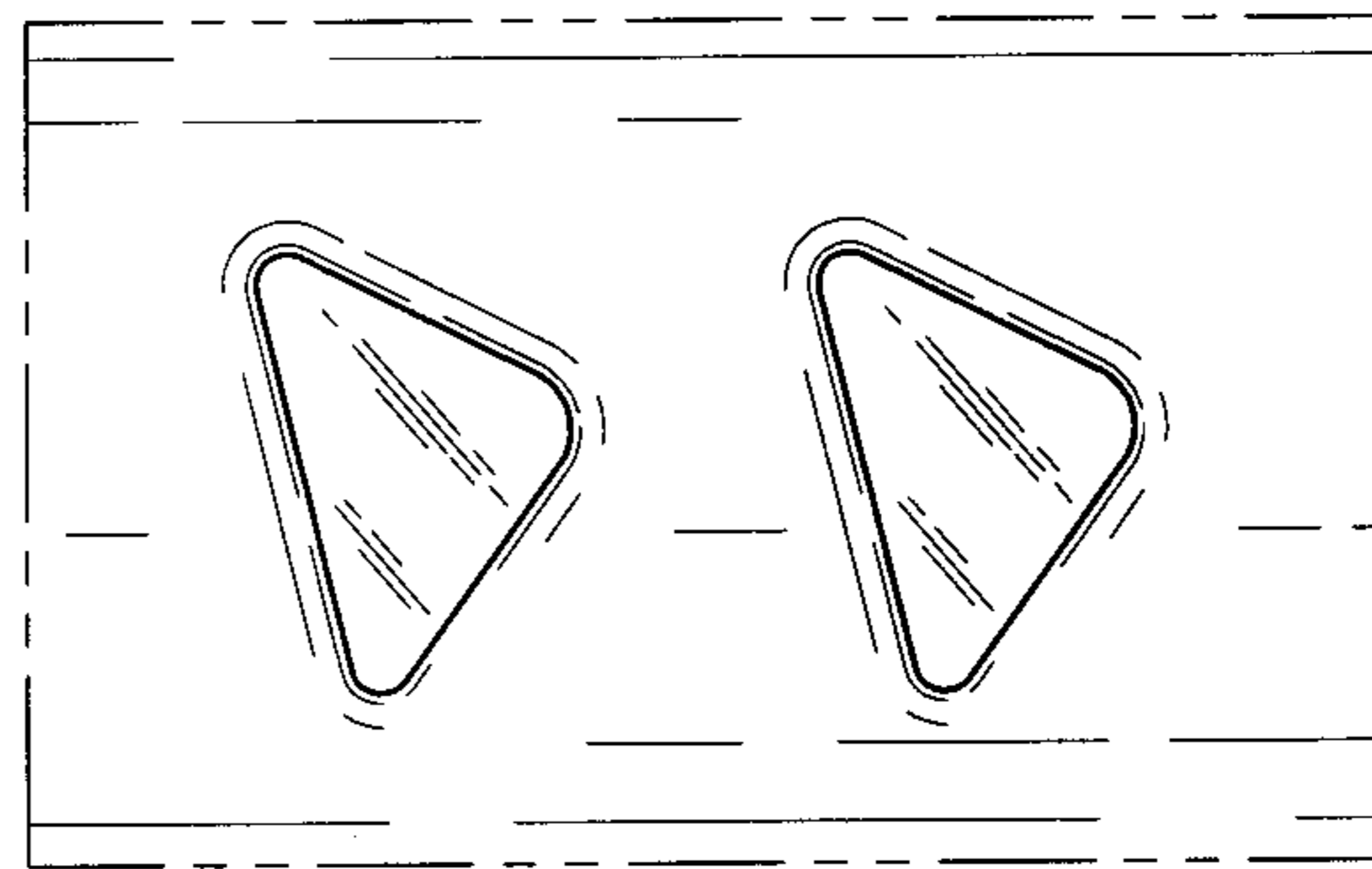


Fig. 2

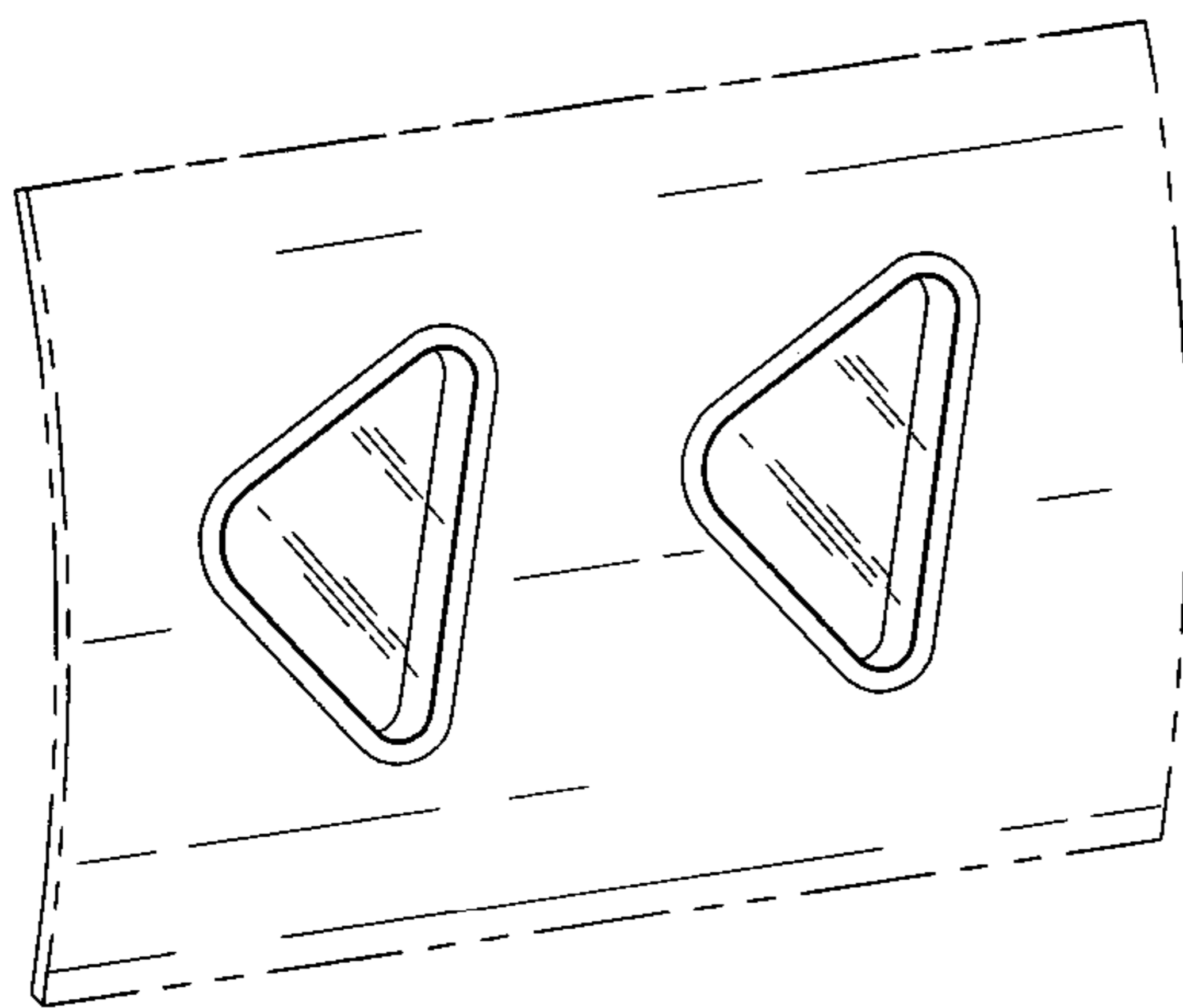


Fig. 3

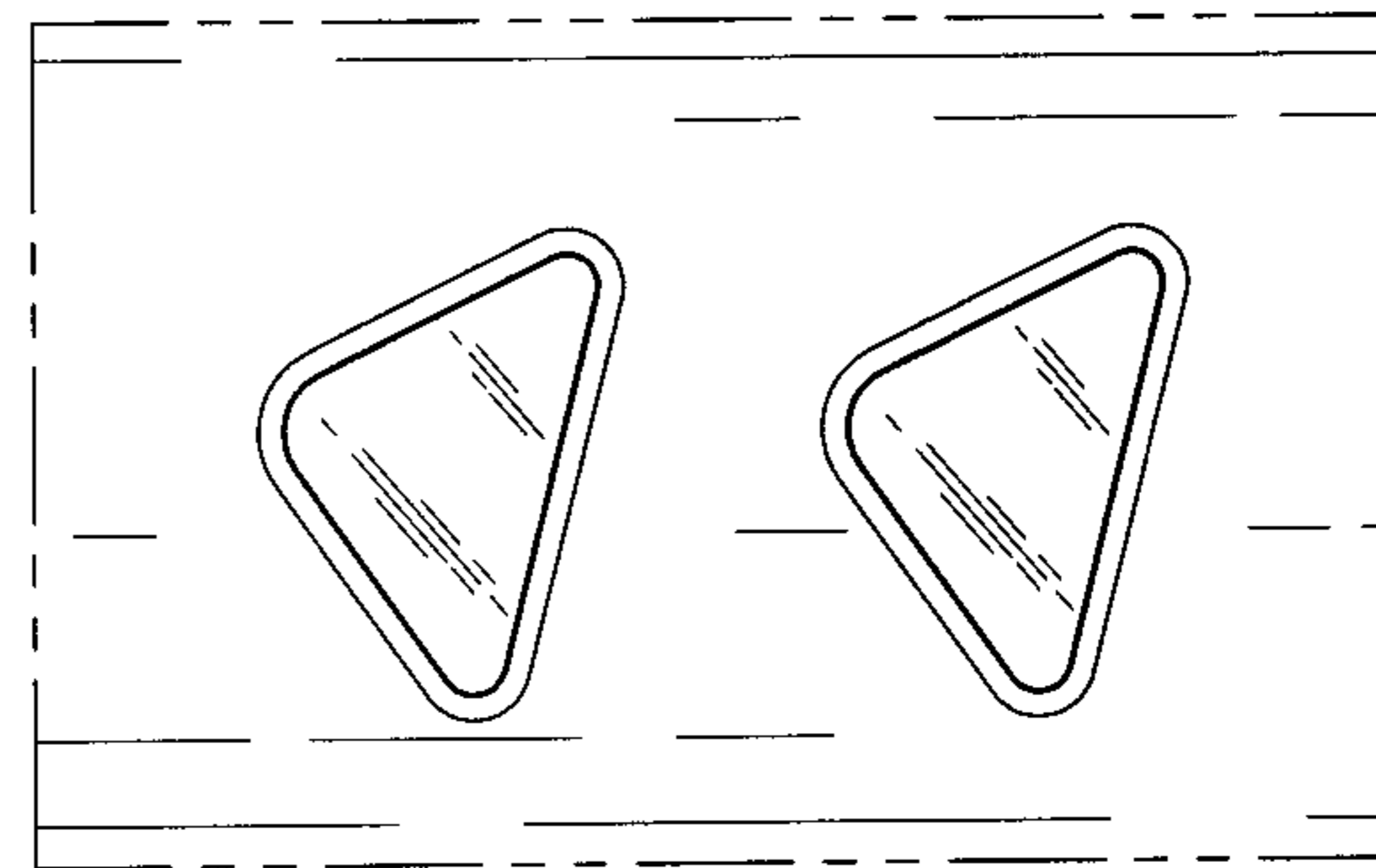


Fig. 4