



US00D610513S

(12) **United States Design Patent**
Meier et al.

(10) **Patent No.:** **US D610,513 S**

(45) **Date of Patent:** **** Feb. 23, 2010**

(54) **MOTOR CAR SIDE MIRROR**

(75) Inventors: **Markus Meier**, Markt Nordheim (DE);
Heinrich Lang, Ergersheim (DE)

(73) Assignee: **Mekra Lang GmbH & Co. KG**, Furth (DE)

(**) Term: **14 Years**

(21) Appl. No.: **29/331,753**

(22) Filed: **Jan. 30, 2009**

(30) **Foreign Application Priority Data**

Aug. 1, 2008 (EM) 000980743

(51) **LOC (9) Cl.** **12-16**

(52) **U.S. Cl.** **D12/187**

(58) **Field of Classification Search** D12/187,
D12/188-189, 96; D6/300, 309; 359/838,
359/841, 843, 844, 868, 871, 604, 881, 514,
359/866; 248/479-483, 475.1

See application file for complete search history.

(56) **References Cited**

U.S. PATENT DOCUMENTS

5,687,035 A * 11/1997 Lang 359/864
D457,114 S * 5/2002 Lang et al. D12/187
D581,334 S * 11/2008 Courbon et al. D12/187
2003/0223134 A1 * 12/2003 Home et al. 359/841
2005/0200988 A1 * 9/2005 Olijnyk et al. 359/877

2006/0250710 A1 * 11/2006 Schmidt et al. 359/879
2007/0103803 A1 * 5/2007 Lang et al. 359/879
2007/0177286 A1 * 8/2007 Henion 359/871
2007/0253082 A1 * 11/2007 Schmidt et al. 359/850
2008/0100939 A1 * 5/2008 Brester 359/872

* cited by examiner

Primary Examiner—Robert M Spear

Assistant Examiner—Katrina A Kile

(74) *Attorney, Agent, or Firm*—Morrison & Foerster LLP

(57) **CLAIM**

The ornamental design for a motor car side mirror, as shown and described.

DESCRIPTION

FIG. 1 is a perspective view of a motor car side mirror in accordance with the present invention;

FIG. 2 is a front view of a motor car side mirror in accordance with the present invention;

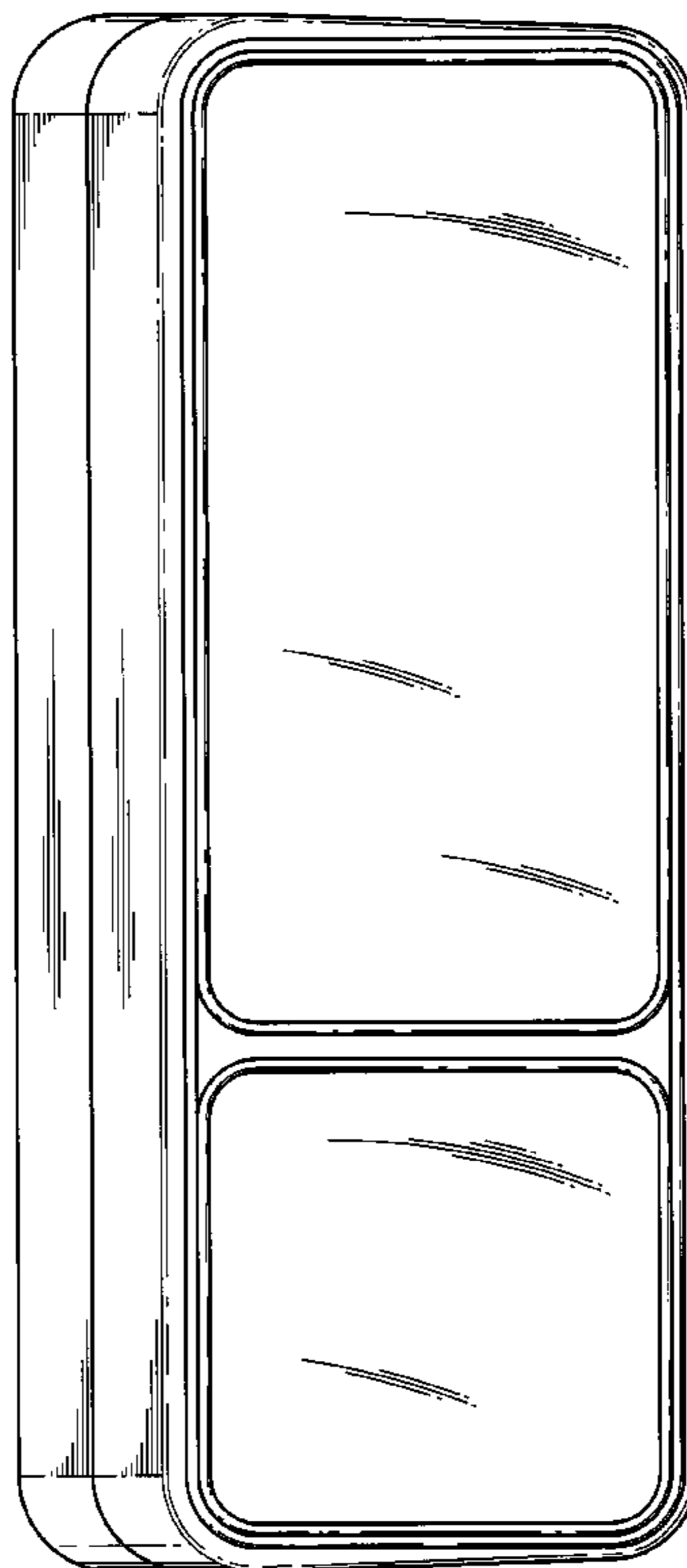
FIG. 3 is a side view of a motor car side mirror in accordance with the present invention;

FIG. 4 is another side view of the motor car side mirror in accordance with the present invention;

FIG. 5 is a top view of the motor car side mirror in accordance with the present invention; and,

FIG. 6 is a back view of the motor car side mirror in accordance with the present invention.

1 Claim, 6 Drawing Sheets



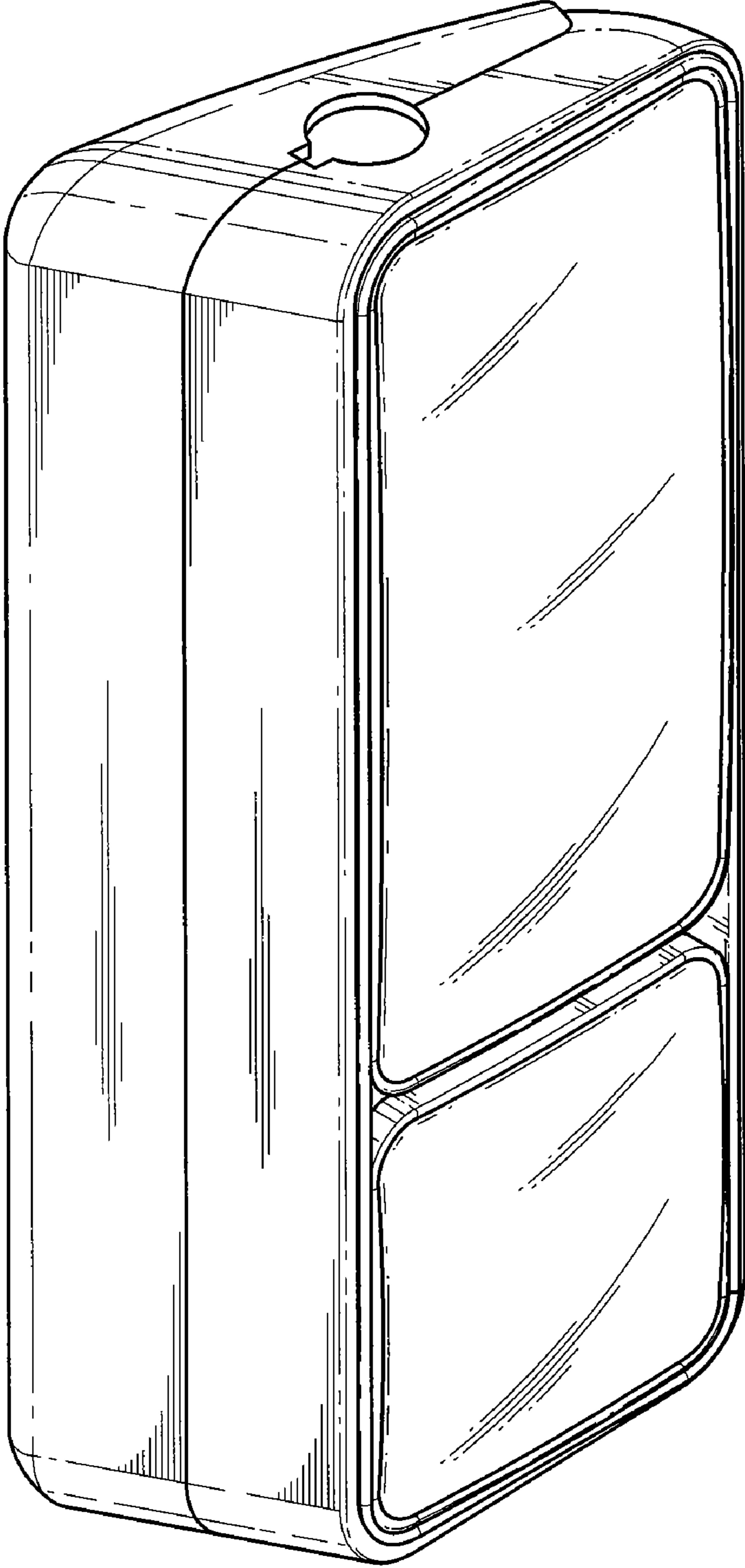


FIG. 1

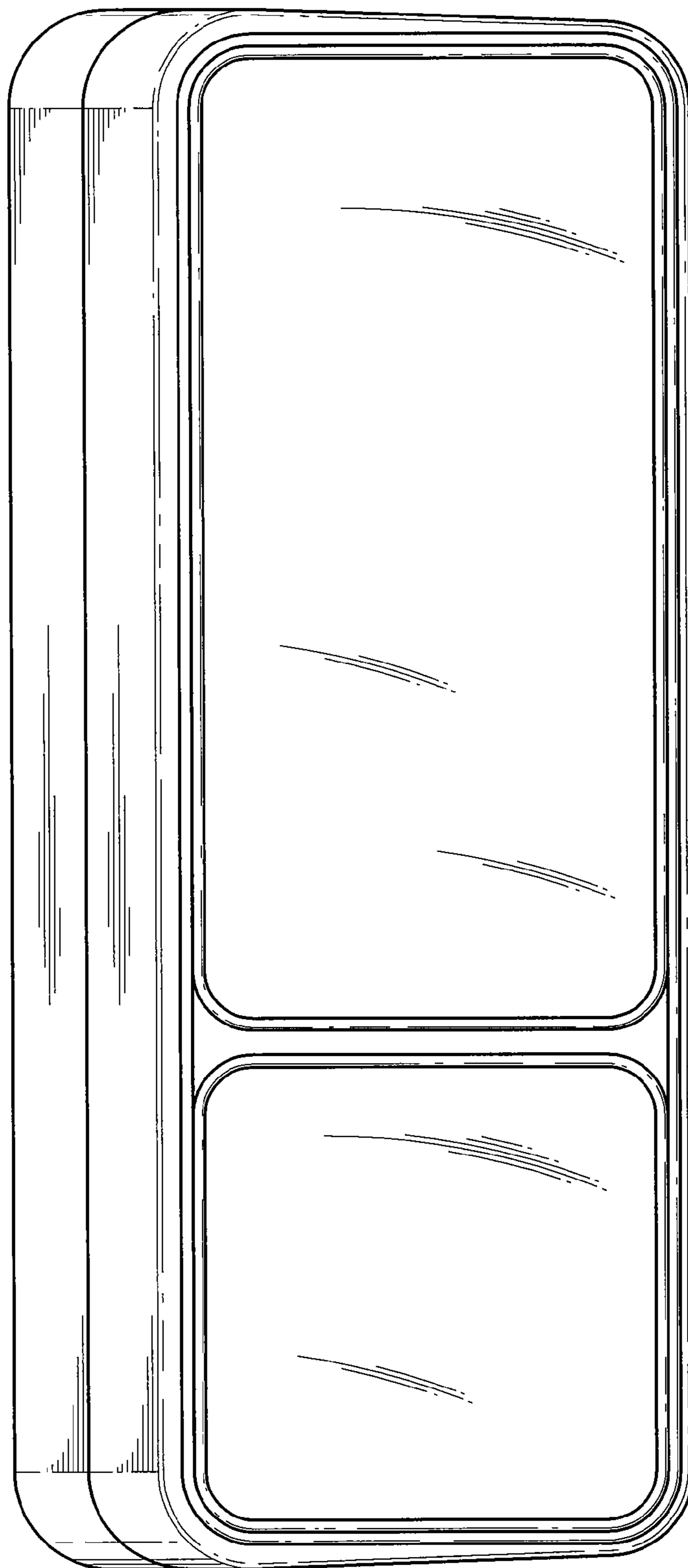


FIG. 2




FIG. 3




FIG. 4

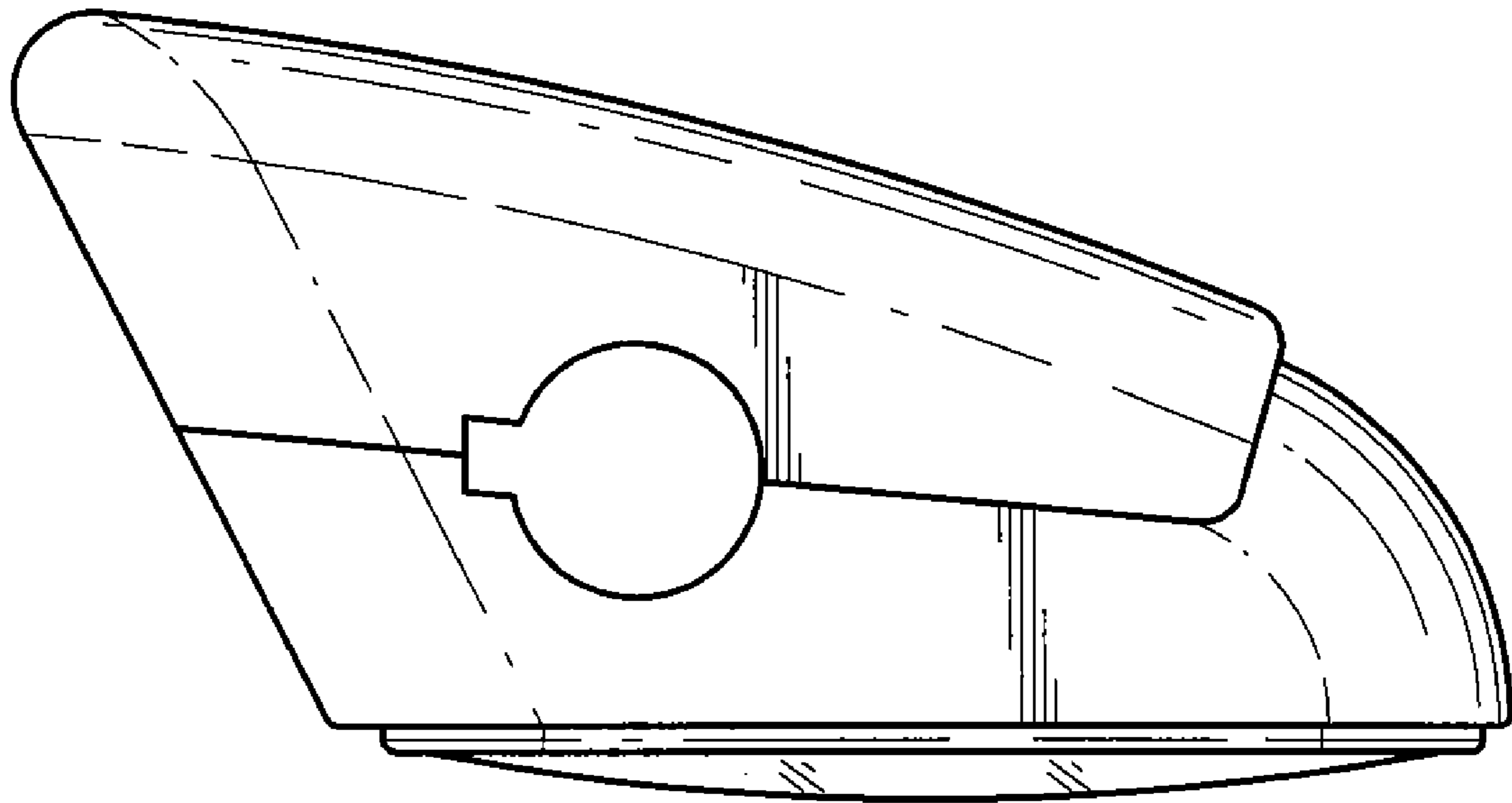


FIG. 5




FIG. 6