



US00D610503S

(12) **United States Design Patent**
Bucher et al.

(10) **Patent No.:** **US D610,503 S**

(45) **Date of Patent:** **** Feb. 23, 2010**

(54) **VEHICLE LOWER REAR BUMPER COVER**

(75) Inventors: **George Bucher**, Dearborn, MI (US);
Melvin Betancourt, Shelby Township,
MI (US); **Brian Izard**, Northville, MI
(US); **Aaron Walker**, Detroit, MI (US)

(73) Assignee: **Ford Motor Company**, Dearborn, MI
(US)

(**) Term: **14 Years**

(21) Appl. No.: **29/338,450**

(22) Filed: **Jun. 11, 2009**

(51) **LOC (9) Cl.** **12-16**

(52) **U.S. Cl.** **D12/169**

(58) **Field of Classification Search** D12/169,
D12/196, 171, 216, 163, 86, 90-92; 293/102,
293/113, 115, 117, 120; 296/180.1, 180.2
See application file for complete search history.

(56) **References Cited**

U.S. PATENT DOCUMENTS

D437,573 S *	2/2001	Lai	D12/169
D442,899 S *	5/2001	Weidhase	D12/169
D516,973 S *	3/2006	Baum	D12/169
D516,974 S *	3/2006	Baum	D12/169
D522,937 S *	6/2006	Tada	D12/169
D532,346 S *	11/2006	Tachibana	D12/169
D584,996 S	1/2009	Jamieson et al.		
D588,509 S *	3/2009	Woolley et al.	D12/169

OTHER PUBLICATIONS

Ford Concept Ecosport AT, 2006 Sao Paulo Brazil Auto Show.
Ford Concept Explorer America, Jan. 2008 NA Auto Show.
Ford Explorer 4.0 Limited, Jan. 2009 NA Auto Show.

* cited by examiner

Primary Examiner—Melody N Brown

(74) *Attorney, Agent, or Firm*—Damian Porcari

(57) **CLAIM**

An ornamental design for a vehicle lower rear bumper cover,
shown and described.

DESCRIPTION

FIG. 1 is a top plan view of a vehicle lower rear bumper cover;
FIG. 2 is a bottom plan view of the vehicle lower rear bumper
cover;

FIG. 3 is front elevational view of the vehicle lower rear
bumper cover;

FIG. 4 is a left side elevational view of the vehicle lower rear
bumper cover;

FIG. 5 is a right side elevational view of the vehicle lower rear
bumper cover; and,

FIG. 6 is a perspective view of the vehicle lower rear bumper
cover.

The broken lines and the lighter contrast areas shown
throughout the drawing are shown for illustrative purpose
only and form no part of the claimed design.

1 Claim, 6 Drawing Sheets



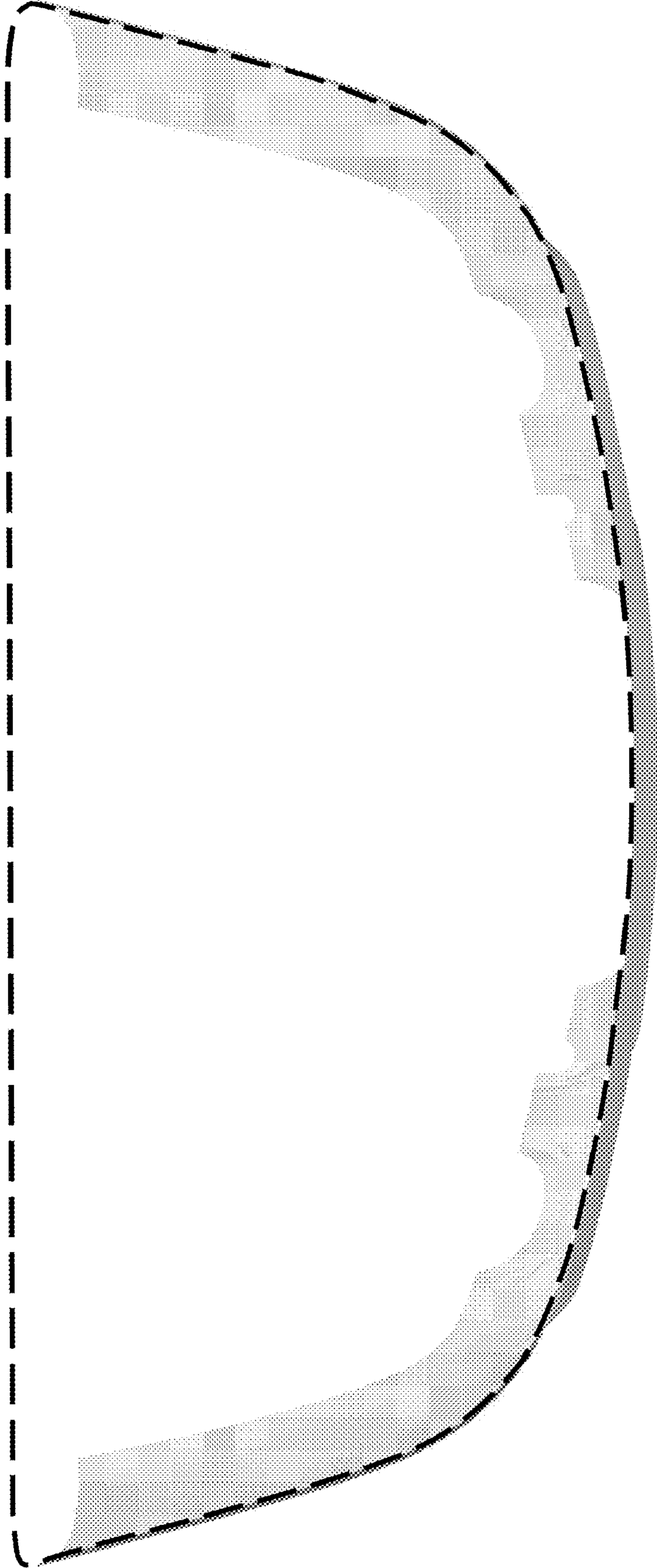


Figure 1

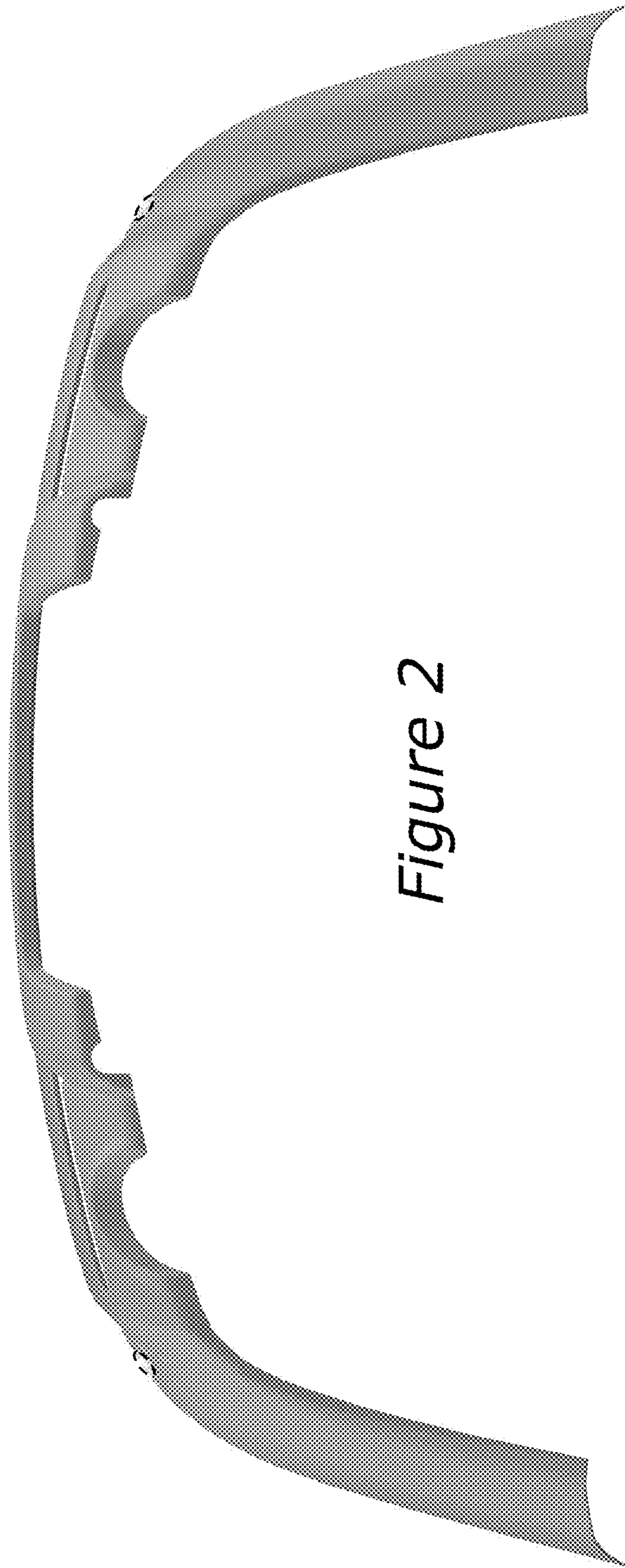


Figure 2




Figure 3




Figure 4




Figure 5

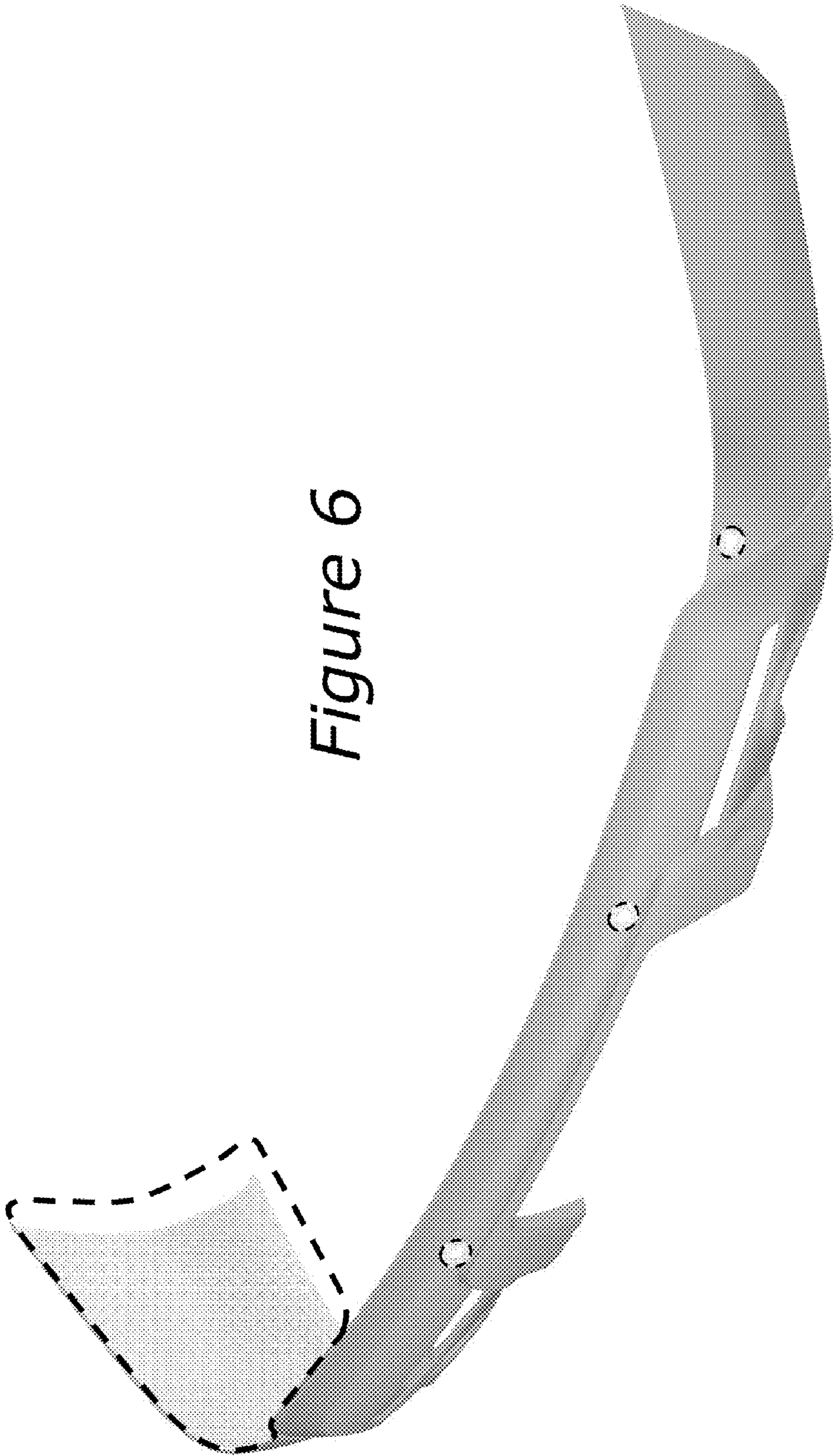


Figure 6