



US00D610488S

(12) **United States Design Patent**  
**Kulla et al.**

(10) **Patent No.:** **US D610,488 S**

(45) **Date of Patent:** **\*\* Feb. 23, 2010**

(54) **AUTOMOBILE**

(75) Inventors: **Matthias Kulla**, Renningen (DE);  
**Andreas Preuninger**, Weissach-Flacht  
(DE)

(73) Assignee: **Dr. Ing. h.c. F. Porsche AG**, Stuttgart  
(DE)

(\*\*) Term: **14 Years**

(21) Appl. No.: **29/333,973**

(22) Filed: **Mar. 18, 2009**

(30) **Foreign Application Priority Data**

Sep. 19, 2008 (DE) ..... 40 2008 004 466

(51) **LOC (9) Cl.** ..... **12-08**

(52) **U.S. Cl.** ..... **D12/92**

(58) **Field of Classification Search** ..... D12/86,  
D12/90-92; 296/181.1, 181.5  
See application file for complete search history.

(56) **References Cited**

**U.S. PATENT DOCUMENTS**

D526,599 S \* 8/2006 Moruzzi ..... D12/92  
D547,240 S \* 7/2007 Kulla ..... D12/92

D547,698 S \* 7/2007 Kulla ..... D12/92  
D549,614 S \* 8/2007 Kulla et al. .... D12/92  
D560,557 S \* 1/2008 Kulla et al. .... D12/92  
D589,403 S \* 3/2009 Saracoglu ..... D12/92  
D590,300 S \* 4/2009 Saracoglu ..... D12/92  
D590,301 S \* 4/2009 Saracoglu ..... D12/92

\* cited by examiner

*Primary Examiner*—Melody N Brown

(57) **CLAIM**

The ornamental design for an automobile, as shown and described.

**DESCRIPTION**

FIG. 1 is a front perspective view of an automobile showing my new design;

FIG. 2 is a rear, perspective view thereof;

FIG. 3 is a front view thereof;

FIG. 4 is a rear view thereof;

FIG. 5 is a right side view thereof;

FIG. 6 is a left-side view thereof; and,

FIG. 7 is a top plan view thereof.

**1 Claim, 3 Drawing Sheets**



FIG. 1



FIG. 2



FIG. 3




FIG. 4

FIG. 5




FIG. 6




FIG. 7

