



US00D610476S

(12) **United States Design Patent**
Daniel

(10) **Patent No.:** **US D610,476 S**

(45) **Date of Patent:** **** Feb. 23, 2010**

(54) **ALTIMETER FOR FOOTWEAR**

(76) Inventor: **Isaac S. Daniel**, 200 S. Biscayne Blvd.,
Suite 3650, Miami, FL (US) 33131

(**) Term: **14 Years**

(21) Appl. No.: **29/315,036**

(22) Filed: **May 20, 2009**

(51) **LOC (9) Cl.** **10-04**

(52) **U.S. Cl.** **D10/65; D10/70; D10/98**

(58) **Field of Classification Search** D10/65,
D10/70, 98, 62; 36/132, 136; 73/597; 340/539.13,
340/568.7; 377/23, 24.2; 455/456.1; 702/188,
702/150, 187, 182, 142, 144, 160, 176
See application file for complete search history.

(56) **References Cited**

U.S. PATENT DOCUMENTS

4,651,446 A * 3/1987 Yukawa et al. 36/132
D372,678 S * 8/1996 Dupzyk D10/98
7,171,331 B2 * 1/2007 Vock et al. 702/160
D569,282 S * 5/2008 Daniel D10/65
D573,905 S * 7/2008 Poirier D10/65

7,428,471 B2 * 9/2008 Darley et al. 702/182
7,428,472 B2 * 9/2008 Darley et al. 702/182
7,457,724 B2 * 11/2008 Vock et al. 702/182
7,467,060 B2 * 12/2008 Kulach et al. 702/141
7,552,031 B2 * 6/2009 Vock et al. 702/188

* cited by examiner

Primary Examiner—Antoine D Davis

(74) *Attorney, Agent, or Firm*—Carol N. Green, Esq.

(57) **CLAIM**

The ornamental design for an altimeter for footwear, as shown and described.

DESCRIPTION

FIG. 1 is a perspective front view of the invention.

FIG. 2 is a perspective rear view of the invention.

FIG. 3 is a top plan view of the invention.

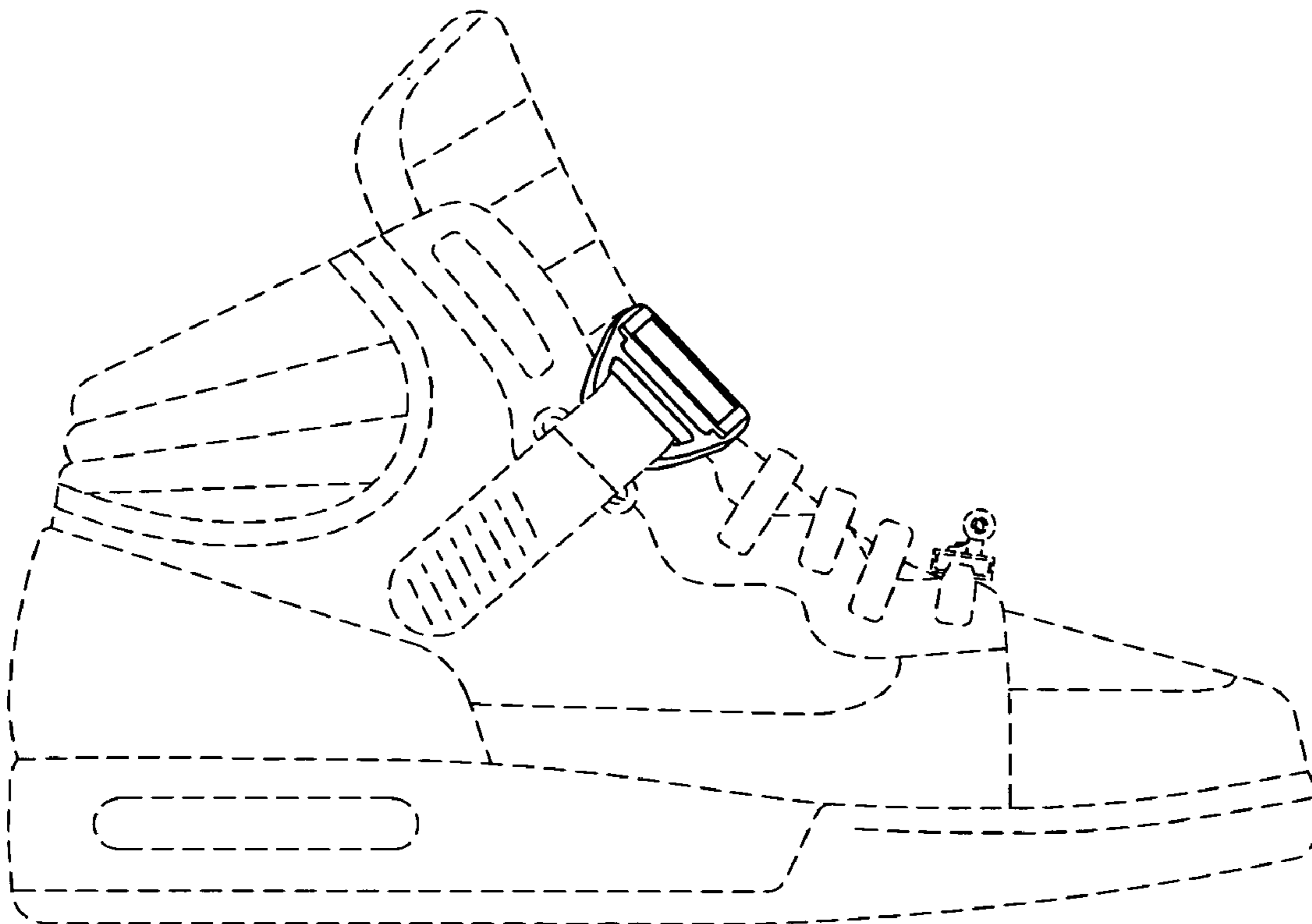
FIG. 4 is a front plan view of the invention.

FIG. 5 is a back plan view of the invention.

FIG. 6 is a side view of the invention; and,

FIG. 7 is a side view of the invention as attached to a shoe.

1 Claim, 3 Drawing Sheets



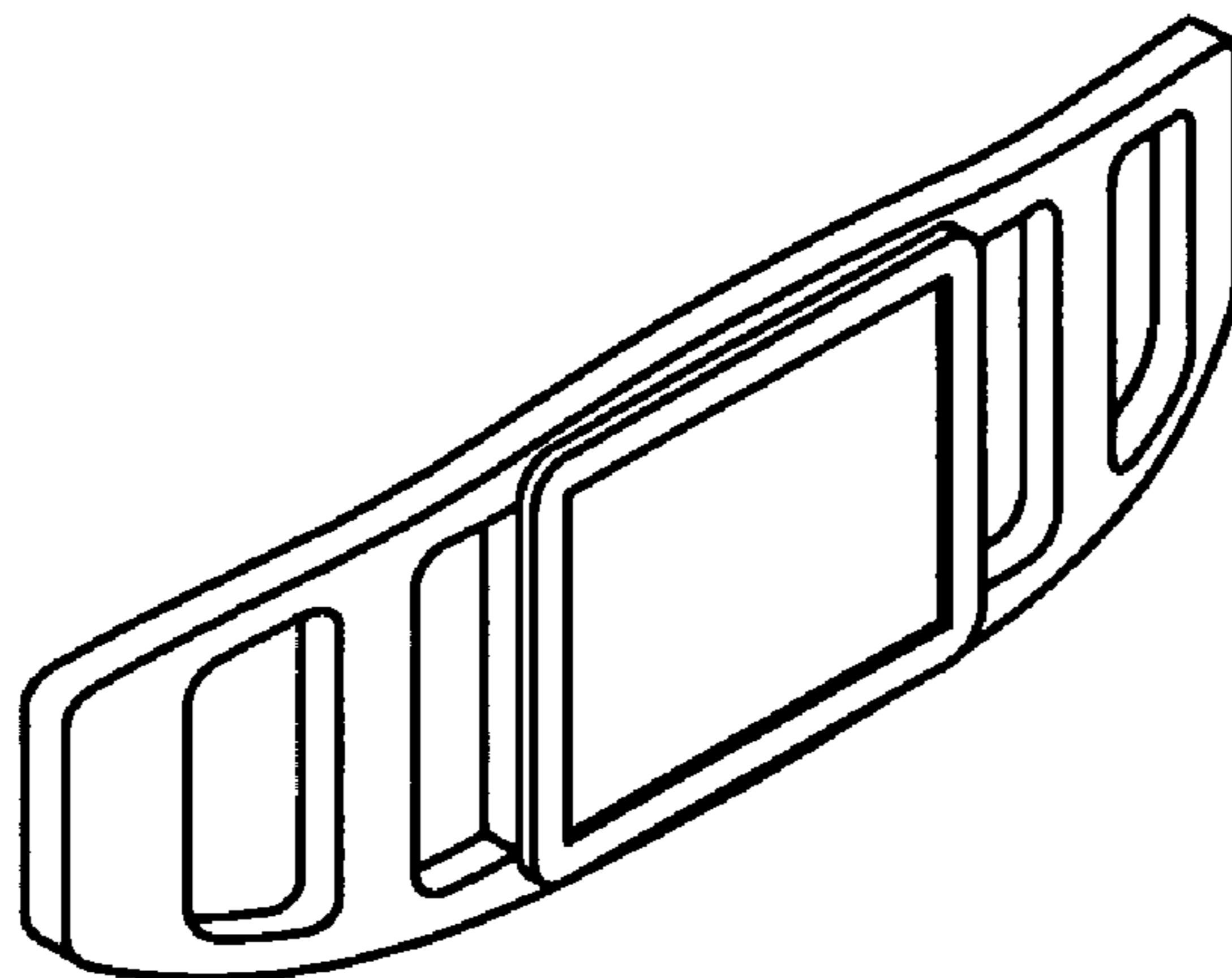


FIG. 1

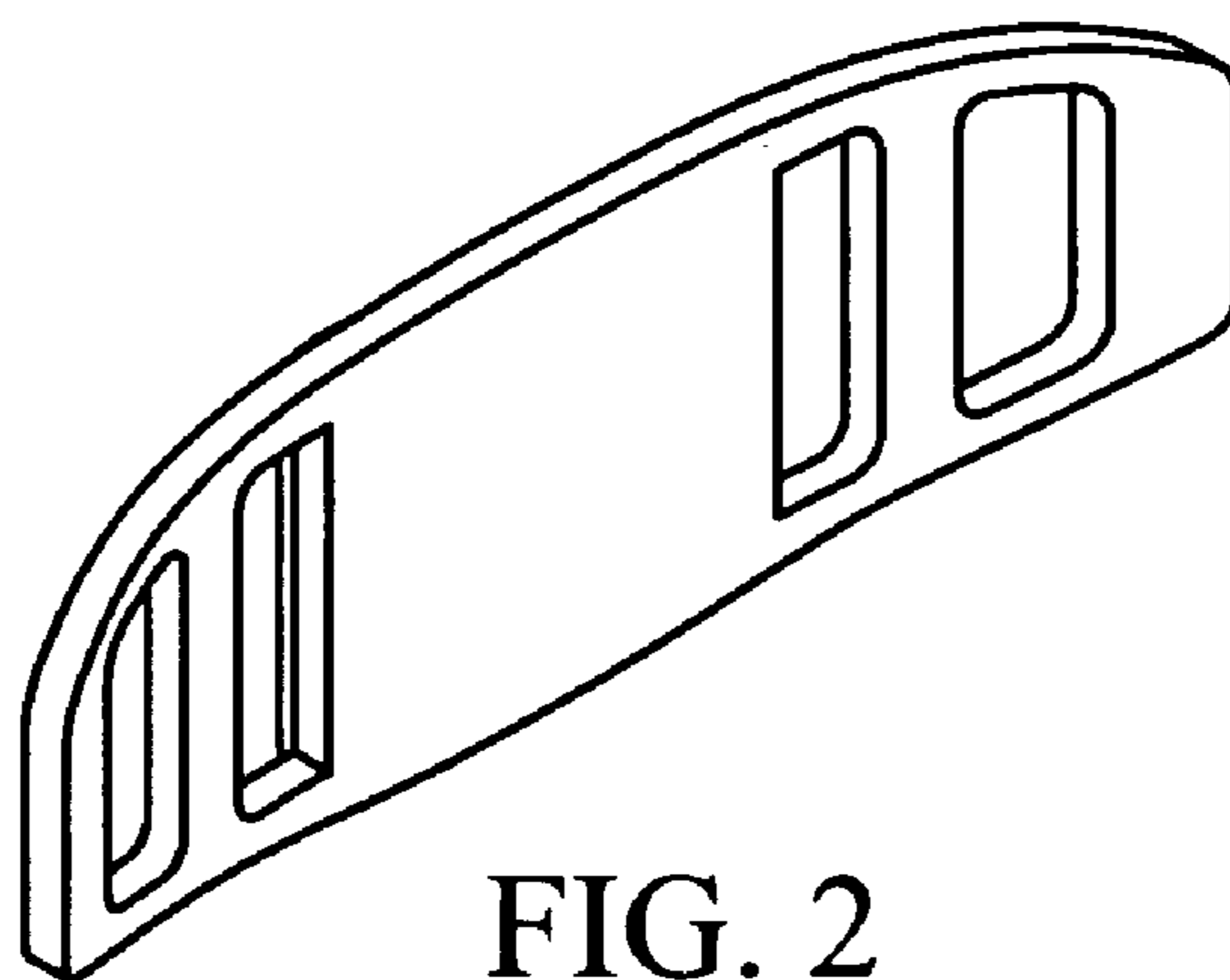


FIG. 2



FIG. 3

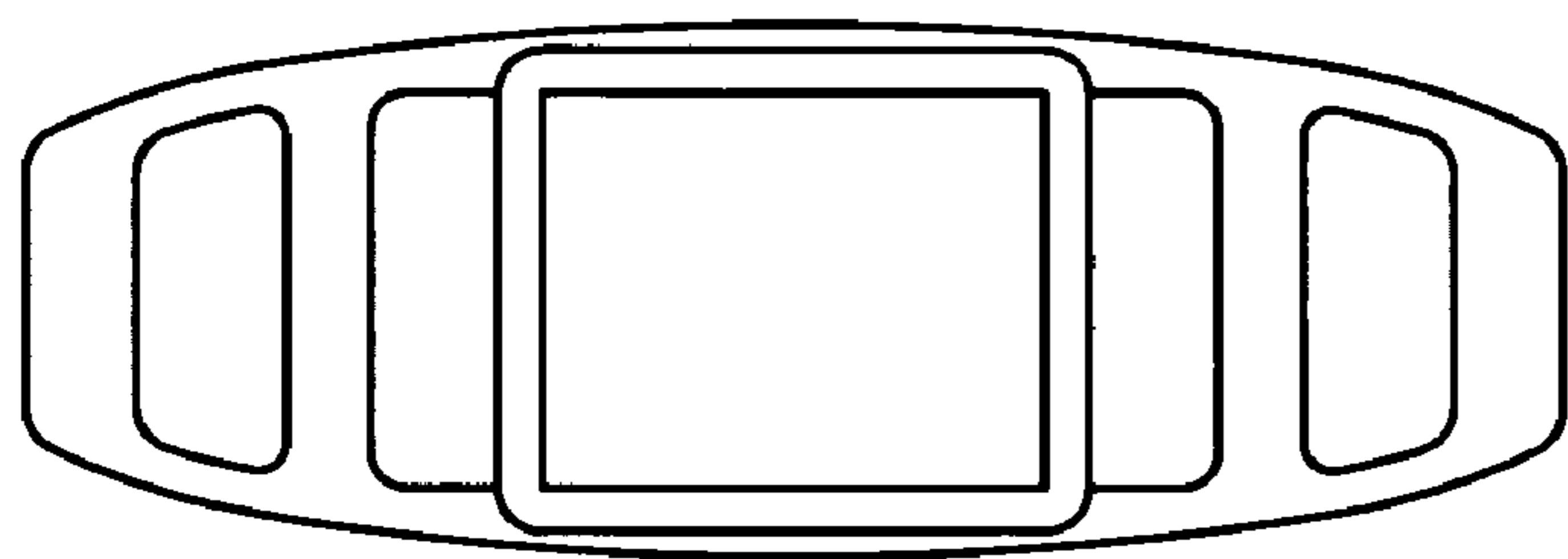


FIG. 4




FIG. 5



FIG. 6




FIG. 7