



US00D610444S

(12) **United States Design Patent**
Fisher

(10) **Patent No.:** **US D610,444 S**
(45) **Date of Patent:** **** Feb. 23, 2010**

(54) **SNOW GUARD**

(75) Inventor: **Steven Fisher**, Bird-in-Hand, PA (US)

(73) Assignee: **Levi's Nails and Screws**, Leola, PA (US)

(**) Term: **14 Years**

(21) Appl. No.: **29/339,343**

(22) Filed: **Jun. 29, 2009**

(51) **LOC (9) Cl.** **08-99**

(52) **U.S. Cl.** **D8/499**

(58) **Field of Classification Search** D8/400-499;
D25/199; 52/24-26, 545, 533, 98
See application file for complete search history.

(56) **References Cited**

U.S. PATENT DOCUMENTS

507,776	A	10/1893	Berger et al.	
595,295	A	12/1897	Fox et al.	
D30,788	S	5/1899	Clark	
884,850	A	4/1908	Peter	
1,095,822	A	5/1914	Danzer	
1,330,309	A	2/1920	Dixon	
1,463,065	A	7/1923	Sieger	
1,863,561	A	6/1932	Brinker et al.	
D109,697	S *	5/1938	Cody	D8/499
4,141,182	A	2/1979	McMullen	
D254,051	S	1/1980	Zaleski	
5,044,130	A	9/1991	Chiddister	
5,271,194	A	12/1993	Drew	
5,282,340	A	2/1994	Cline et al.	
5,483,772	A	1/1996	Haddock	
5,522,185	A	6/1996	Cline	
5,691,721	A	11/1997	Kim	
5,983,588	A	11/1999	Haddock	
D418,403	S	1/2000	Cline	
6,164,033	A	12/2000	Haddock	
6,266,929	B1 *	7/2001	Cline	52/24
D453,678	S *	2/2002	McMullen	D8/499
6,499,259	B1	12/2002	Hockman	
6,536,166	B1	3/2003	Alley	
6,647,671	B1	11/2003	Alley	

6,688,047	B1	2/2004	McNichol	
D499,011	S *	11/2004	Rizzo	D8/499
D499,332	S *	12/2004	Rizzo	D8/499
6,834,466	B2	12/2004	Trevorrow et al.	
D511,451	S *	11/2005	Mullane	D8/499
D512,303	S *	12/2005	Prichard et al.	D8/499

(Continued)

FOREIGN PATENT DOCUMENTS

AT 223795 10/1962

(Continued)

OTHER PUBLICATIONS

Roof Snow Guards. Levi's Nails and Screws, Copyright 2009. Accessed Web. Nov. 2, 2009. <<http://www.levisnailsandscrews.com>>. Product: Snow Defender PC240.*

Primary Examiner—Cathron C Brooks
Assistant Examiner—Barbara Fox
(74) *Attorney, Agent, or Firm*—Barley Snyder LLC

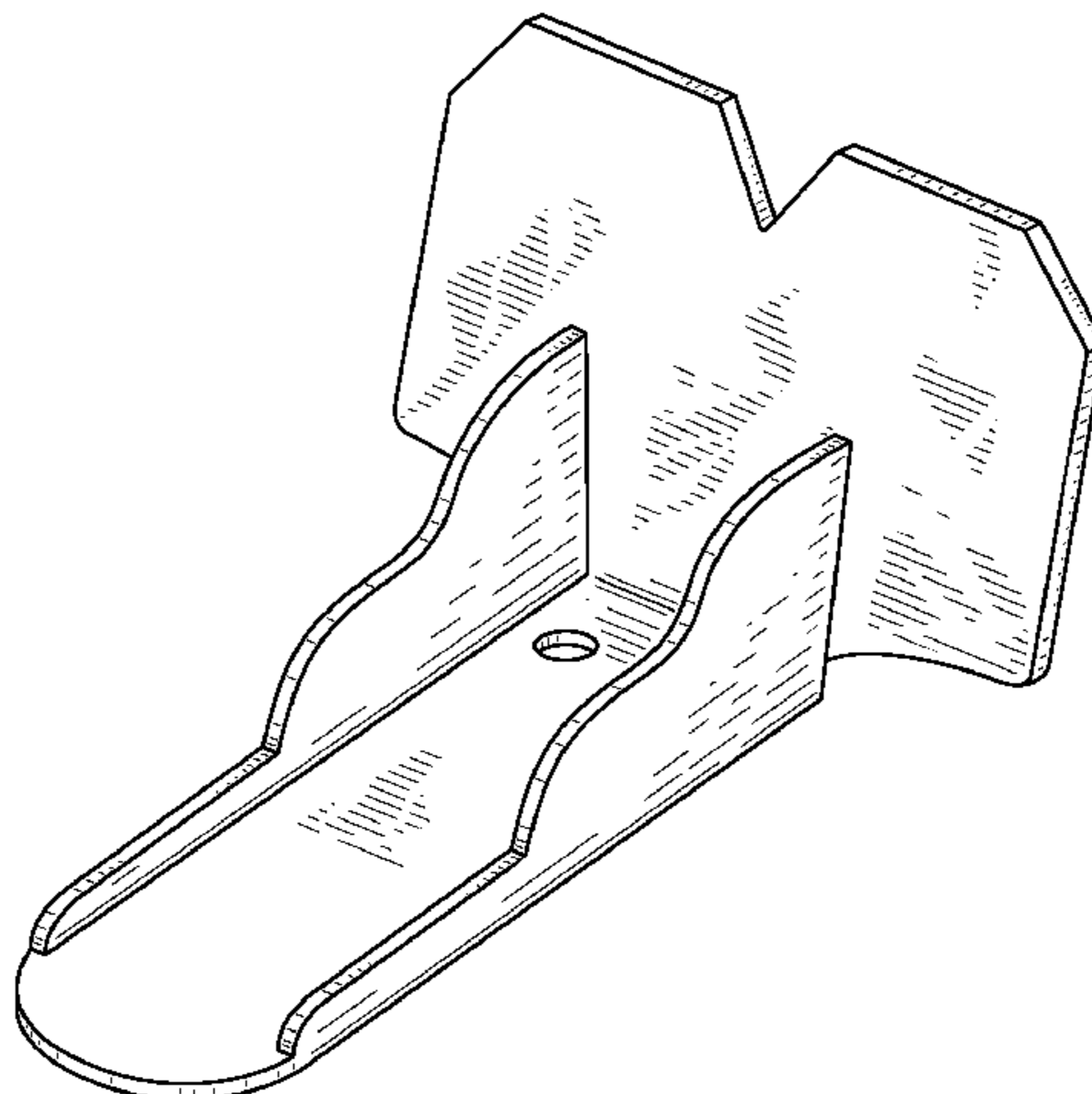
(57) **CLAIM**

The ornamental design for a snow guard, as shown and described.

DESCRIPTION

FIG. 1 is a top rear left side perspective view, showing my new snow guard design;
FIG. 2 is a rear elevation view thereof;
FIG. 3 is a front elevation view thereof;
FIG. 4 is a right side elevation view thereof;
FIG. 5 is a left side elevation view thereof;
FIG. 6 is a top plan view thereof; and,
FIG. 7 is a bottom plan view thereof.

1 Claim, 4 Drawing Sheets



US D610,444 S

Page 2

U.S. PATENT DOCUMENTS

7,127,852 B1 10/2006 Dressler
D537,336 S * 2/2007 Fisher D8/499
7,213,373 B2 5/2007 Hockman
D553,972 S * 10/2007 Prichard et al. D8/499
7,513,080 B1 4/2009 Showalter

2001/0045064 A1 11/2001 Alley

FOREIGN PATENT DOCUMENTS

DE 3716491 A1 12/1988
DE 3723020 A1 1/1989

* cited by examiner

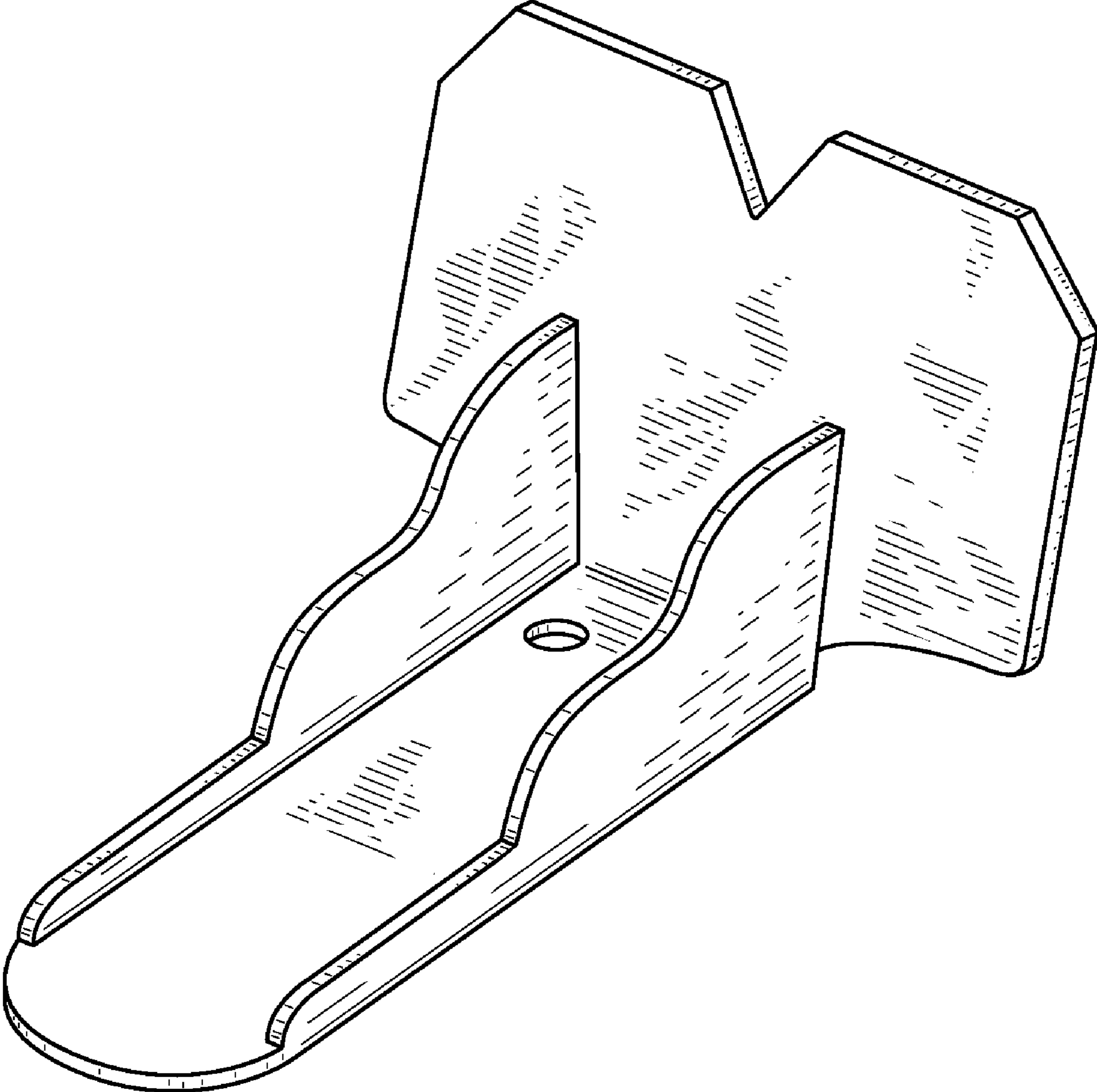


FIG. 1




FIG. 2



FIG. 3

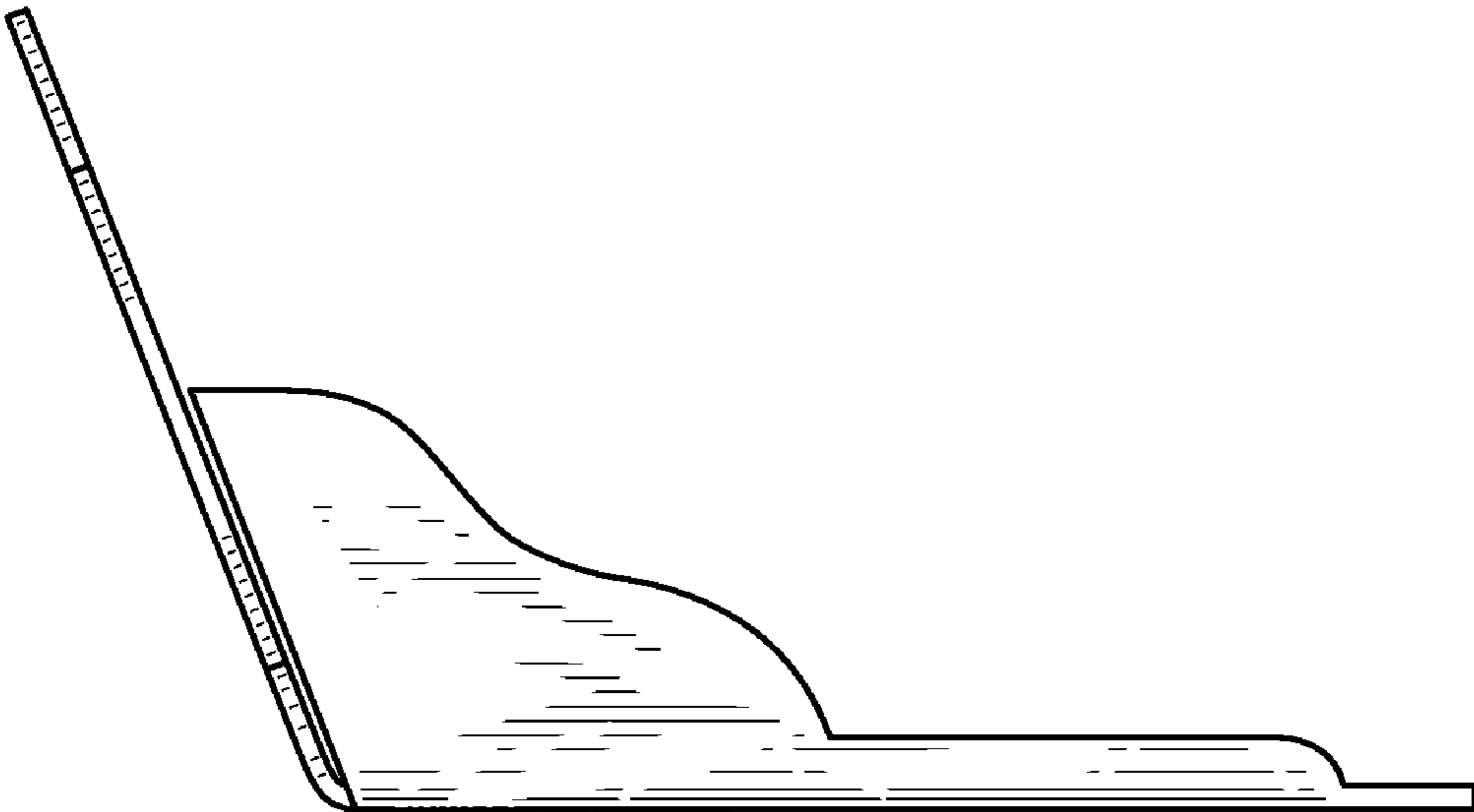


FIG. 4

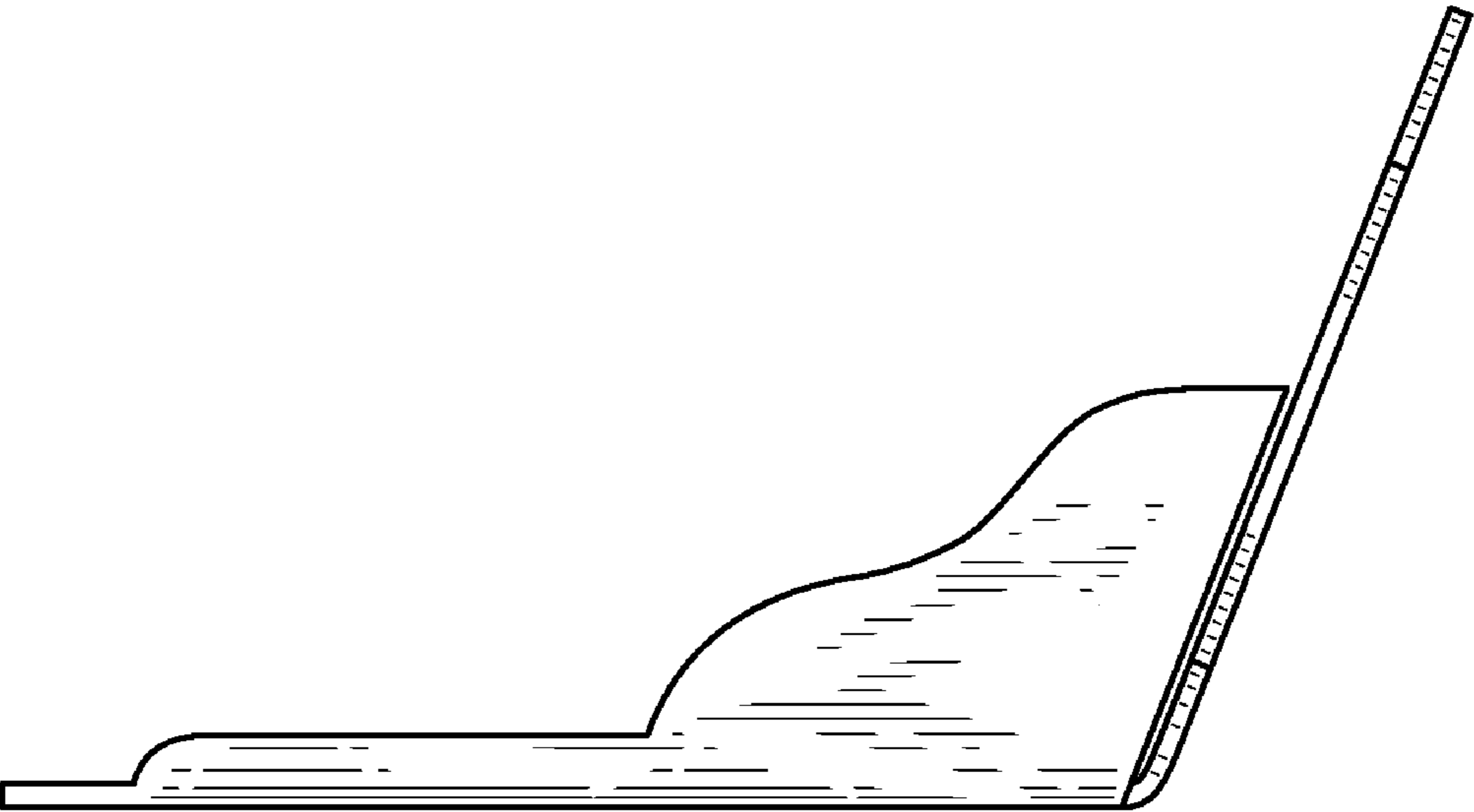


FIG. 5

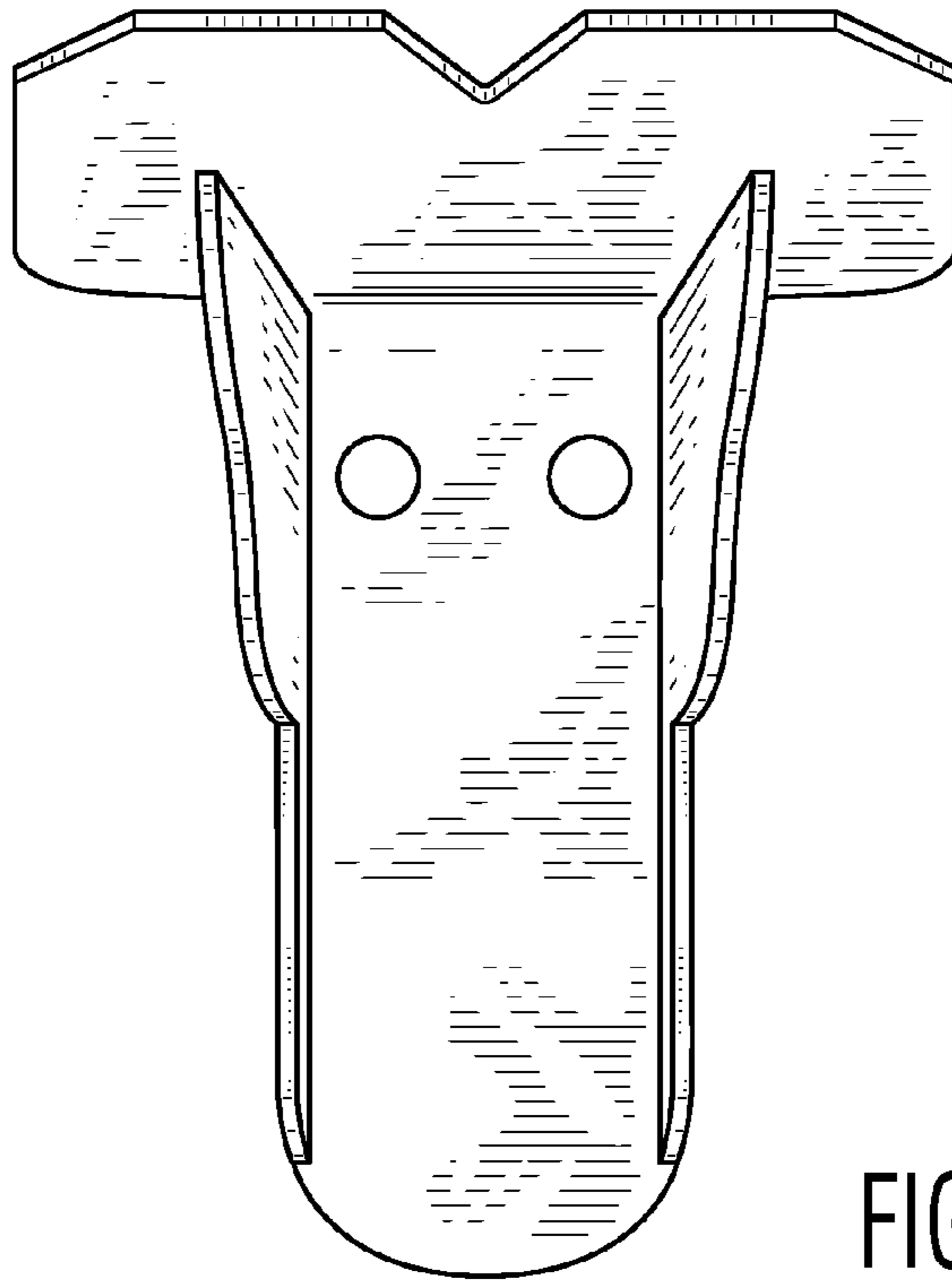


FIG. 6

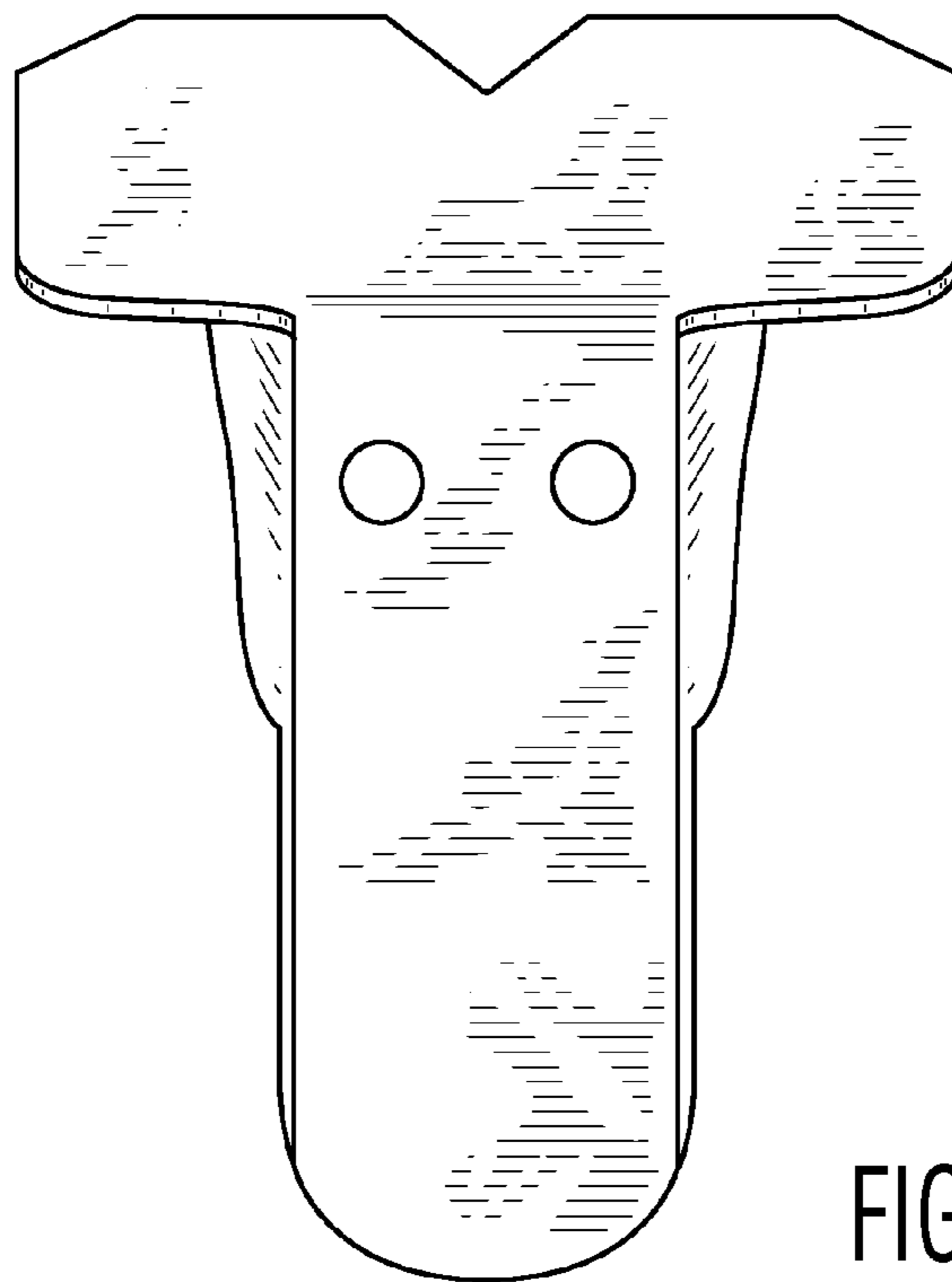


FIG. 7