



US00D610432S

(12) **United States Design Patent**  
**Siegel**

(10) **Patent No.:** **US D610,432 S**

(45) **Date of Patent:** **\*\* Feb. 23, 2010**

(54) **COMBINED ENVELOPE OPENER AND  
SCISSORS SHARPENER**

(75) Inventor: **Lee M. Siegel**, San Diego, CA (US)

(73) Assignee: **CRI 2000, L.P.**, San Diego, CA (US)

(\*\*) Term: **14 Years**

(21) Appl. No.: **29/316,111**

(22) Filed: **Aug. 25, 2009**

(51) **LOC (9) Cl.** ..... **08-03**

(52) **U.S. Cl.** ..... **D8/104**

(58) **Field of Classification Search** ..... D8/98,  
D8/107, 102, 103, 104, 48, 99, 41; D19/65;  
30/DIG. 3, 294; 254/28; 7/160

See application file for complete search history.

(56) **References Cited**

**U.S. PATENT DOCUMENTS**

D306,394 S *	3/1990	Koenig	.....	D8/102
D329,184 S *	9/1992	Lage et al.	.....	D8/103
D329,584 S *	9/1992	Shevin et al.	.....	D8/102
D329,798 S *	9/1992	Kramer et al.	.....	D8/102
D333,773 S *	3/1993	Schapiro, Jr.	.....	D8/102
5,285,577 A *	2/1994	Carney et al.	.....	30/294
D372,184 S *	7/1996	Bender, Jr.	.....	D8/102
D372,655 S *	8/1996	Lin	.....	D8/102
D379,057 S *	5/1997	Lin	.....	D8/102
D388,306 S *	12/1997	Vaught	.....	D8/104

D421,889 S *	3/2000	Moore	.....	D8/102
D488,698 S *	4/2004	Moore	.....	D8/102
D539,318 S *	3/2007	Oas	.....	D16/135
D543,823 S *	6/2007	Lee	.....	D8/104
D543,824 S *	6/2007	Lee	.....	D8/104
D567,056 S *	4/2008	Lee	.....	D8/102

\* cited by examiner

*Primary Examiner*—Cathron C Brooks

*Assistant Examiner*—Austin Murphy

(74) *Attorney, Agent, or Firm*—Norman E. Lehrer

(57) **CLAIM**

The ornamental design for a combined envelope opener and scissors sharpener, as shown and described.

**DESCRIPTION**

FIG. 1 is a front and left side perspective view of a combined envelope opener and scissors sharpener showing my new design;

FIG. 2 is a front elevational view thereof;

FIG. 3 is a rear elevational view thereof;

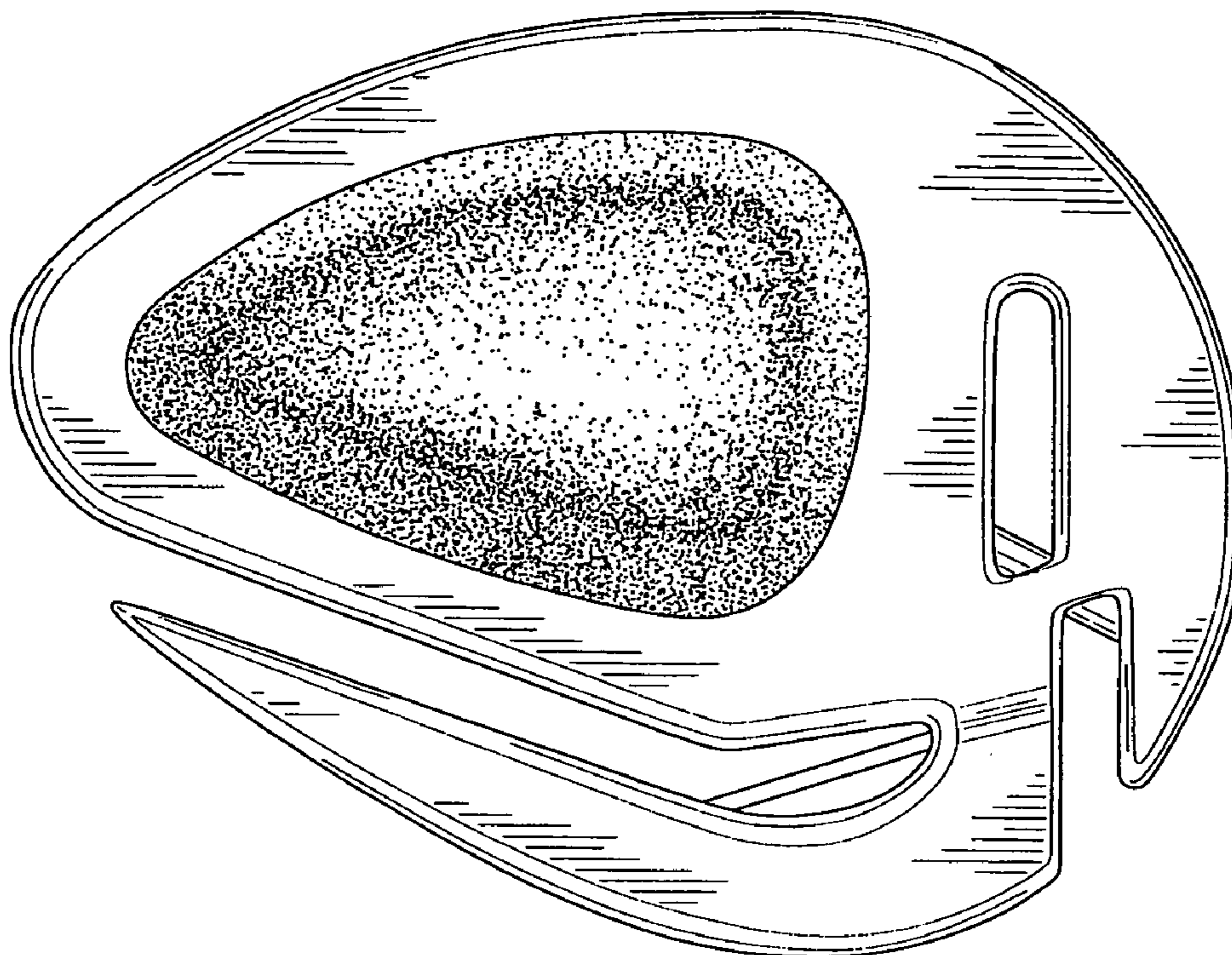
FIG. 4 is a top plan view thereof;

FIG. 5 is a bottom plan view thereof;

FIG. 6 is a left side elevational view thereof; and,

FIG. 7 is a right side elevational view thereof.

**1 Claim, 3 Drawing Sheets**



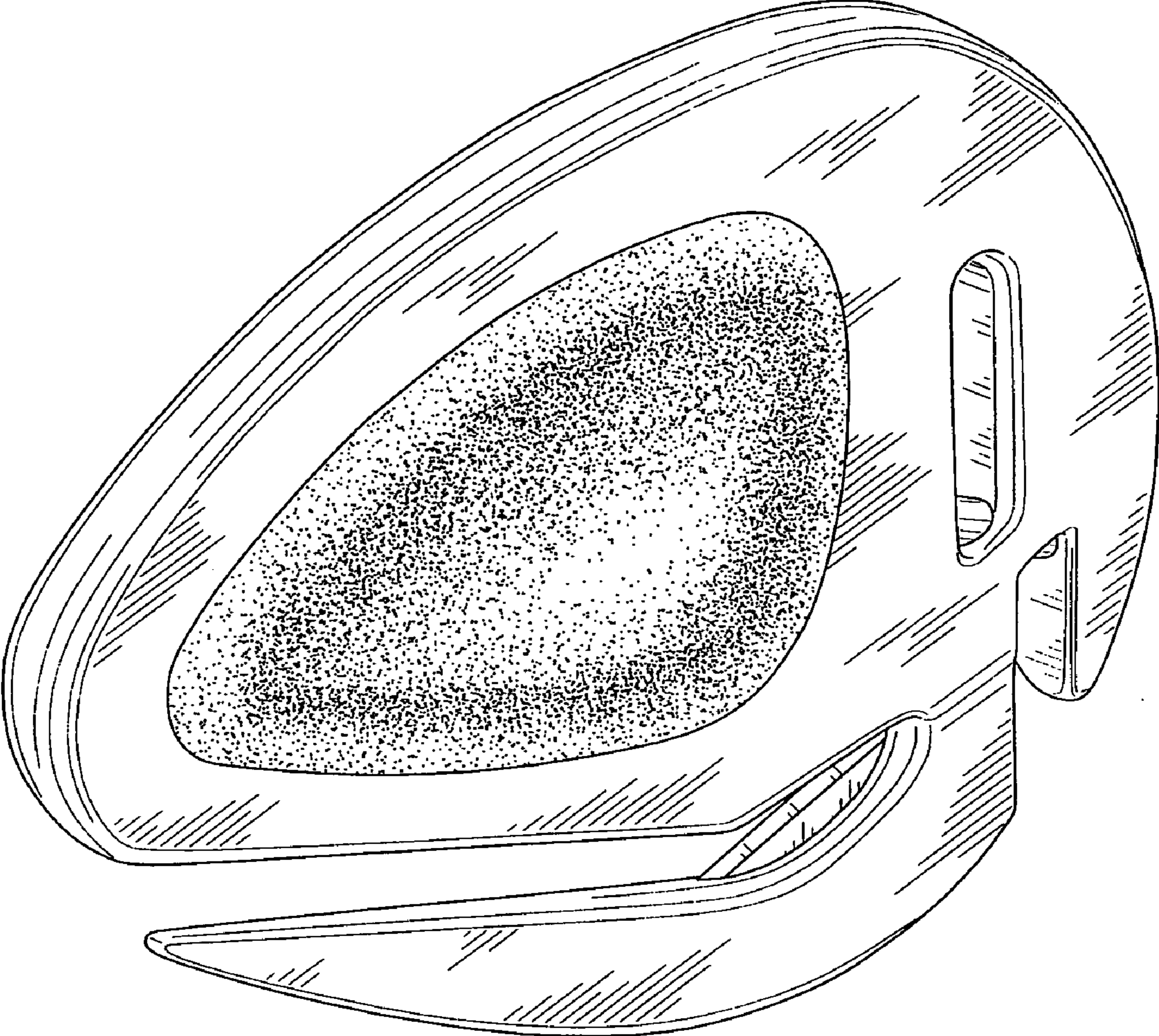


FIG. 1

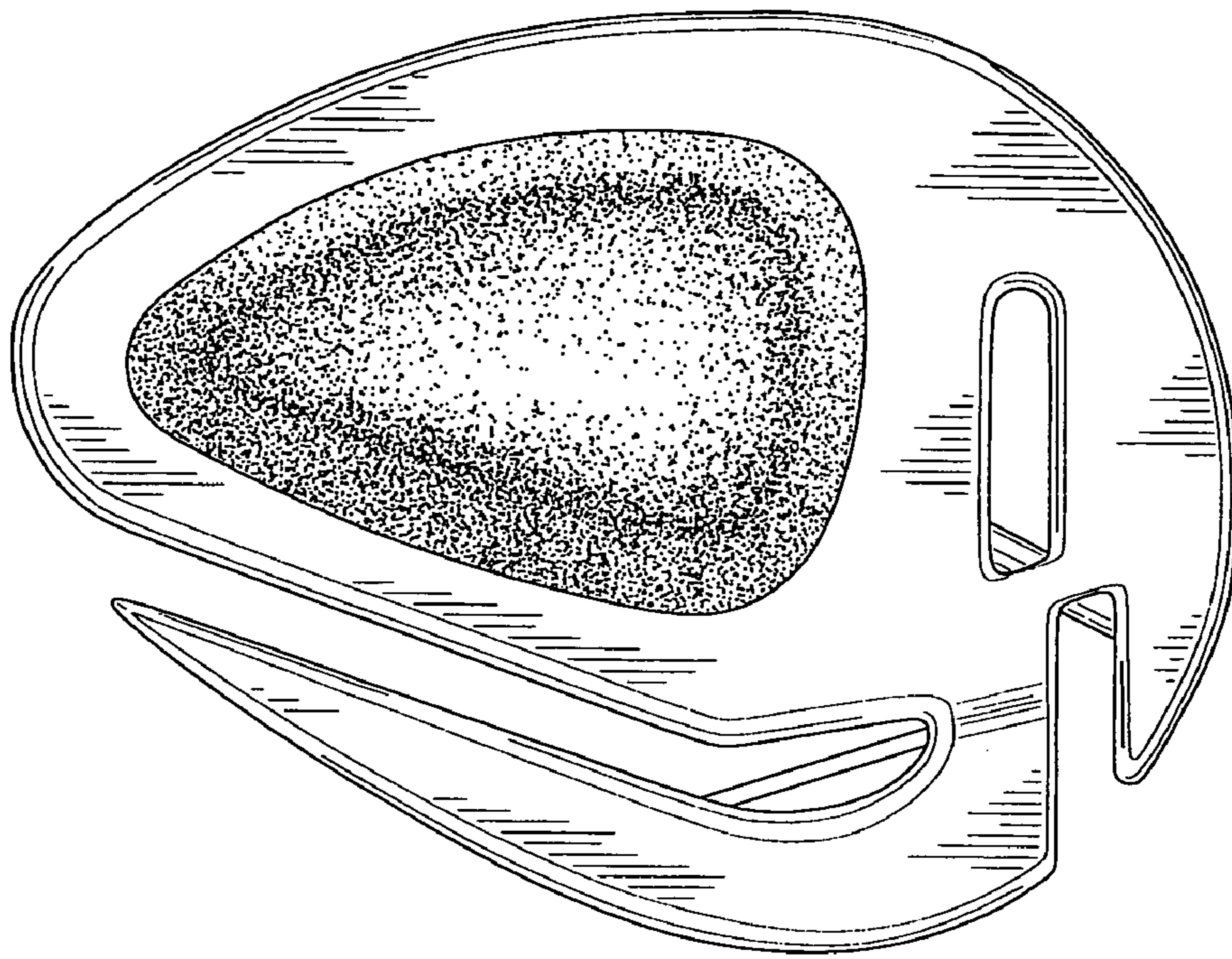


FIG. 2

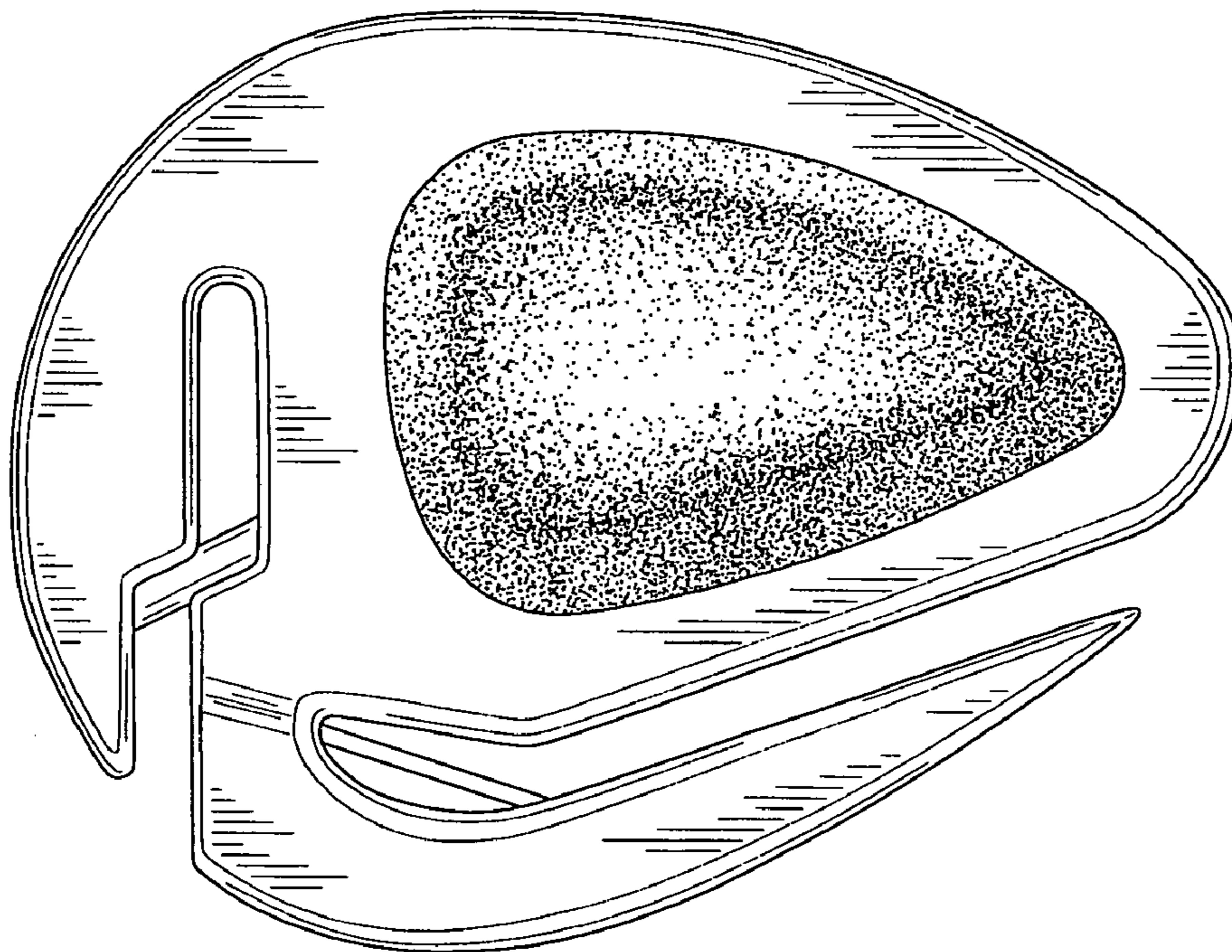


FIG. 3



FIG. 4




FIG. 5

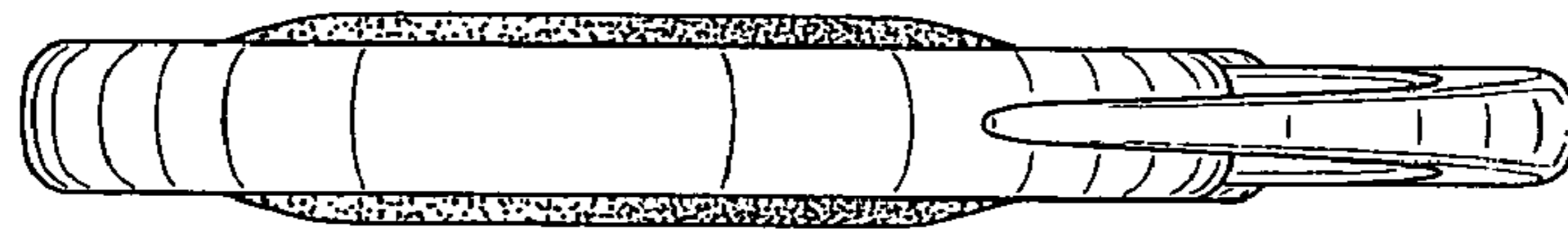


FIG. 6

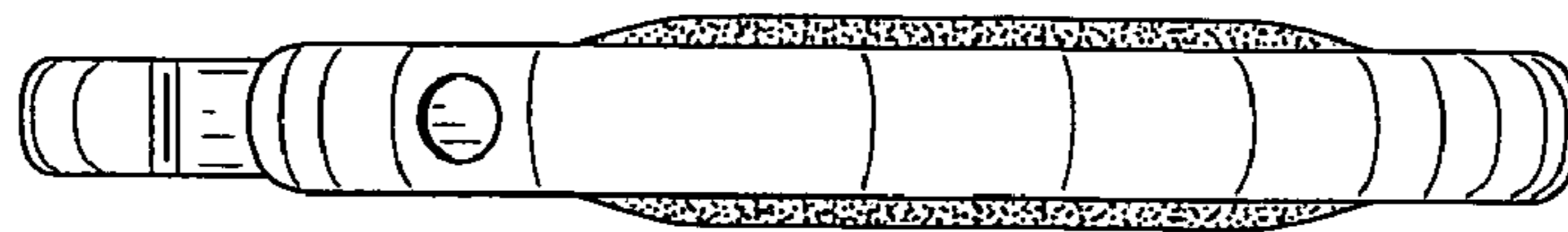


FIG. 7