



US00D610431S

(12) **United States Design Patent**  
**Manoucherians**

(10) **Patent No.:** **US D610,431 S**

(45) **Date of Patent:** **\*\* \*Feb. 23, 2010**

(54) **SCREWDRIVER HANDLE**

(76) **Inventor:** **Leon Manoucherians**, 322 E. Dryden  
St., #3, Glendale, CA (US) 91207-1950

(\*\*) **Term:** **14 Years**

(21) **Appl. No.:** **29/313,273**

(22) **Filed:** **Dec. 19, 2008**

(51) **LOC (9) Cl.** ..... **08-04**

(52) **U.S. Cl.** ..... **D8/83**

(58) **Field of Classification Search** ..... D8/82,  
D8/83, 84, 85, 86, 87, 107; 81/177.1, 436,  
81/437, 438, 439, 489; 16/433, 110.1

See application file for complete search history.

(56) **References Cited**

**U.S. PATENT DOCUMENTS**

D428,570	S	*	7/2000	Lamond et al.	.....	D8/107
D446,435	S	*	8/2001	Liao	.....	D8/83
D448,268	S	*	9/2001	Lamond et al.	.....	D8/107
D454,048	S	*	3/2002	Lin	.....	D8/107
D517,388	S	*	3/2006	Hsieh	.....	D8/83
D522,836	S	*	6/2006	Rinner et al.	.....	D8/107
D523,315	S	*	6/2006	Kienzler	.....	D8/83

D523,724	S	*	6/2006	Rinner et al.	.....	D8/107
D542,620	S	*	5/2007	Thompson et al.	.....	D8/107
D553,464	S	*	10/2007	Rinner	.....	D8/83
D570,664	S	*	6/2008	Tang	.....	D8/83
D585,987	S	*	2/2009	Aparici et al.	.....	D24/133

\* cited by examiner

*Primary Examiner*—Philip S Hyder

(74) *Attorney, Agent, or Firm*—Sandy Lipkin

(57) **CLAIM**

The ornamental design for screwdriver handle, as shown and described.

**DESCRIPTION**

FIG. 1 is a perspective view of the screwdriver handle

FIG. 2 is a right end view of FIG. 1

FIG. 3 is a left end view of FIG. 1


FIG. 4 is a front elevation view of FIG. 1

FIG. 5 is a rear elevation view of FIG. 1

FIG. 6 is a top plan view of FIG. 1; and,

FIG. 7 is a bottom plan view of FIG. 1.

**1 Claim, 2 Drawing Sheets**






FIG. 1

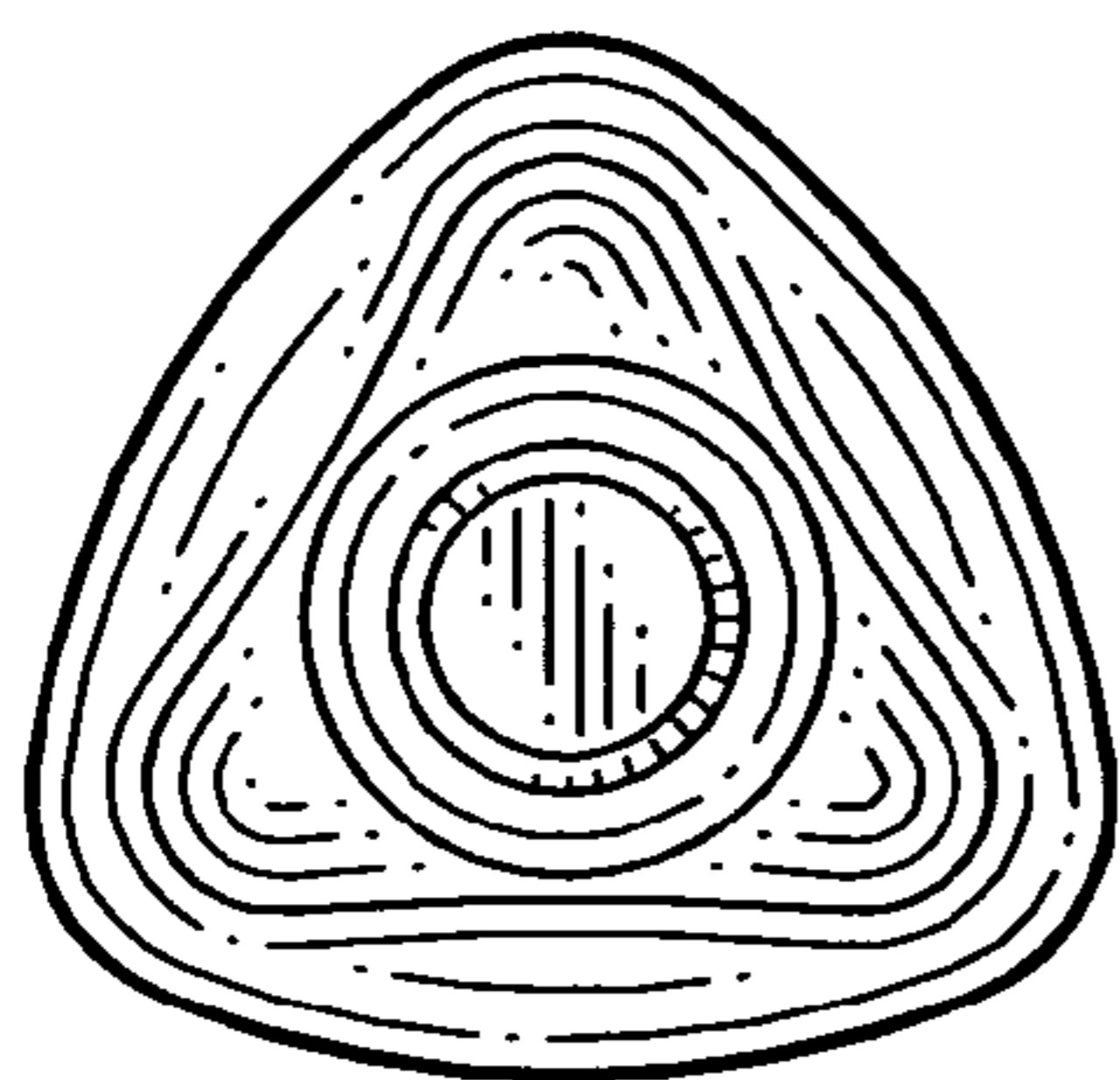


FIG. 2

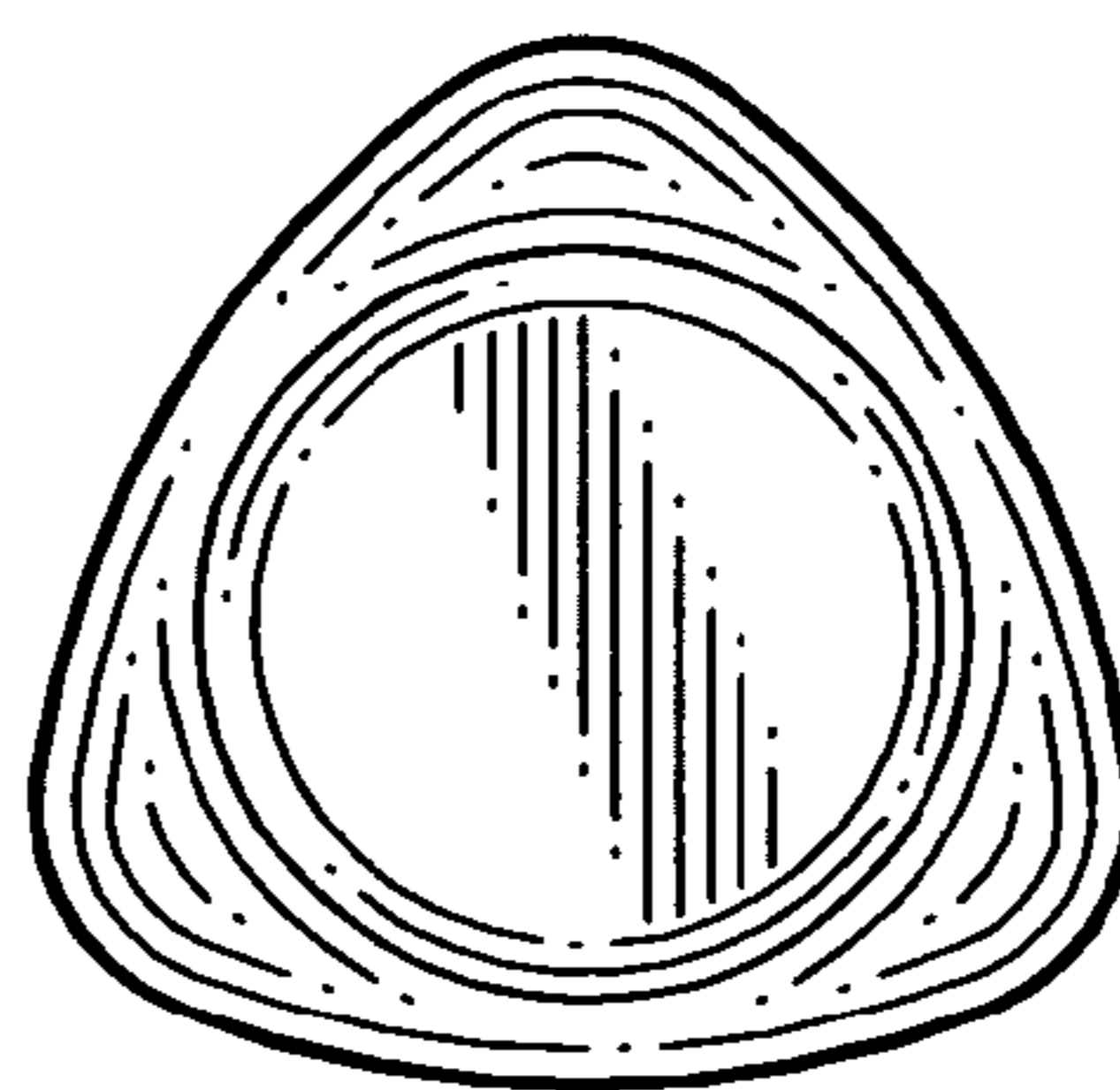


FIG. 3

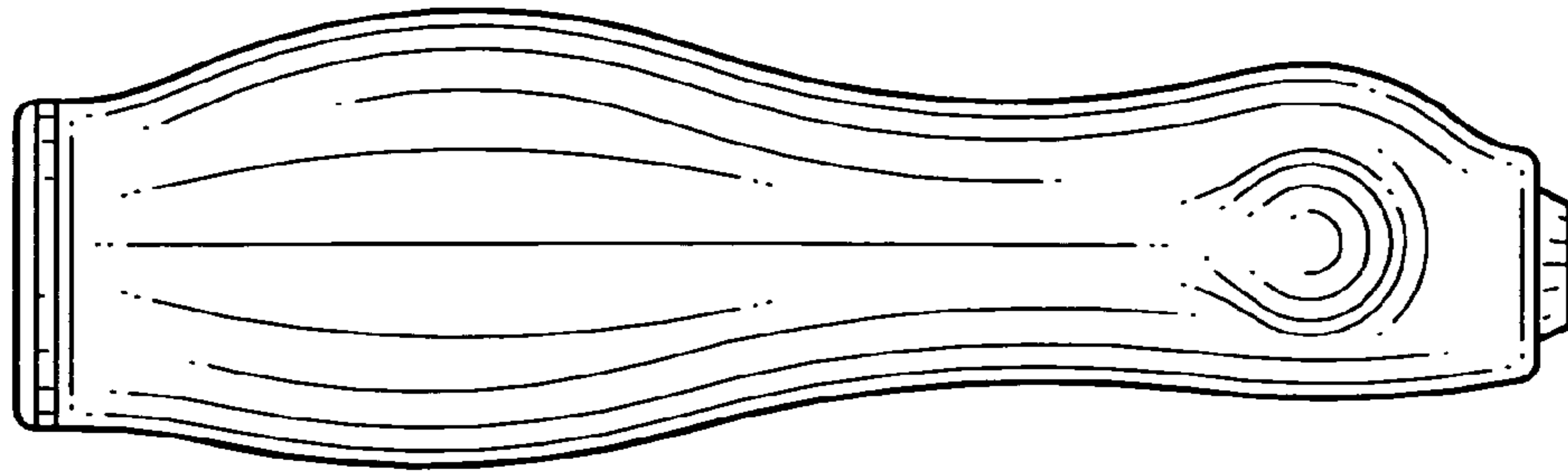


FIG. 4

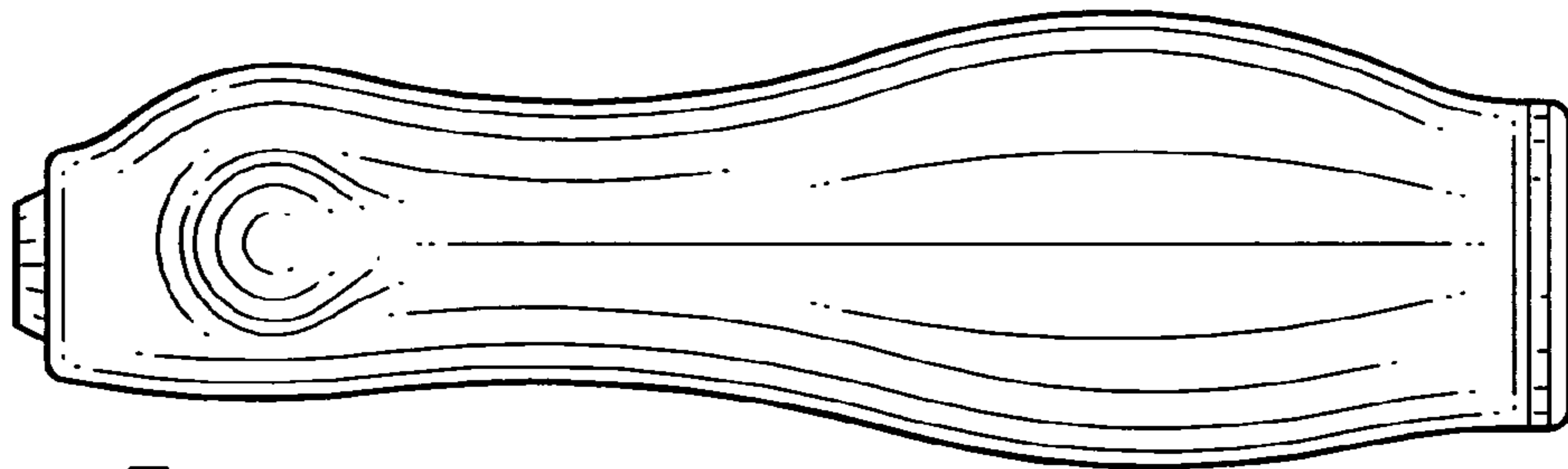


FIG. 5

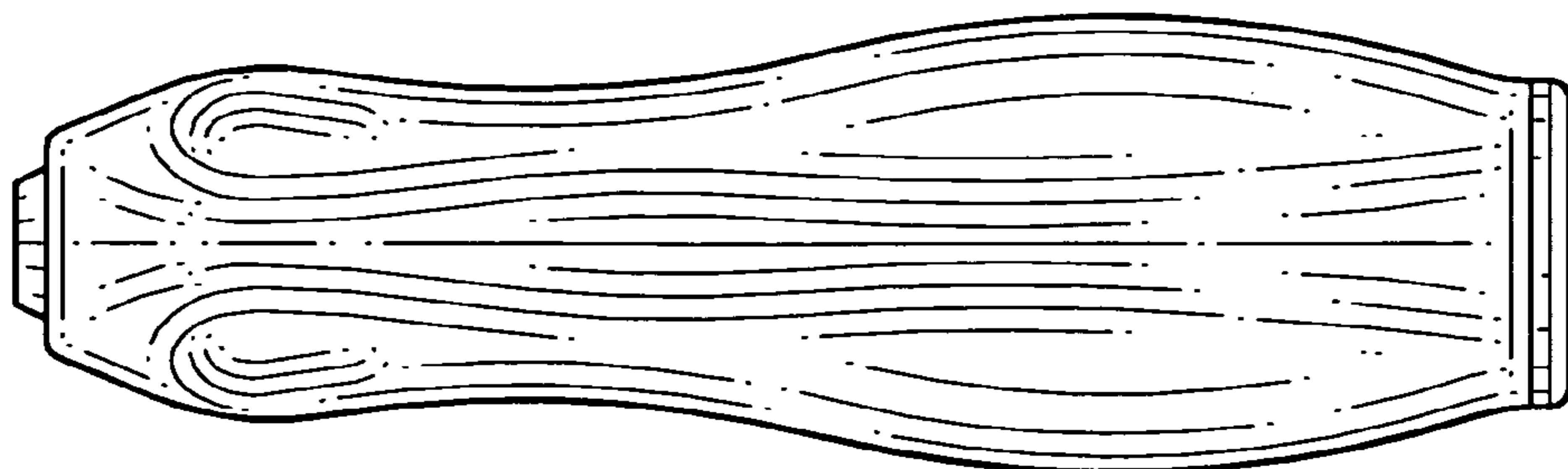


FIG. 6



FIG. 7