



US00D610419S

(12) **United States Design Patent**
Aoki et al.

(10) **Patent No.:** **US D610,419 S**
(45) **Date of Patent:** **** Feb. 23, 2010**

(54) **PORTABLE ELECTRIC DRIVER**

(75) Inventors: **Yoshiki Aoki**, Hitachinaka (JP);
Masanori Okada, Hitachinaka (JP);
Shinichi Kakefuda, Hitachinaka (JP);
Takashi Ueda, Hitachinaka (JP)

(73) Assignee: **Hitachi Koki Co., Ltd.**, Tokyo (JP)

(**) Term: **14 Years**

(21) Appl. No.: **29/327,774**

(22) Filed: **Nov. 13, 2008**

(30) **Foreign Application Priority Data**

May 16, 2008 (JP) 2008-012277

(51) **LOC (9) Cl.** **08-04**

(52) **U.S. Cl.** **D8/68**

(58) **Field of Classification Search** D8/14.1,
D8/61, 62, 63, 64, 65, 66, 67, 68, 69, 70;
81/57.11, 429, 454, 455, 456, 469, 489; 173/13,
173/104, 114, 168, 169, 170, 171, 178, 201,
173/211, 213, 217; 408/20, 124, 125, 234,
408/241 R; 451/358; 310/50; 227/8, 113,
227/114, 120, 130, 136, 142

See application file for complete search history.

(56) **References Cited**

U.S. PATENT DOCUMENTS

D515,376 S * 2/2006 Wacker et al. D8/68

D533,421 S * 12/2006 Aglassinger D8/68
D565,375 S * 4/2008 Shi D8/68
D581,762 S * 12/2008 Aglassinger D8/68
D592,027 S * 5/2009 Van Wambeke D8/68

* cited by examiner

Primary Examiner—Antoine D Davis

(74) *Attorney, Agent, or Firm*—Sughrue Mion, PLLC

(57) **CLAIM**

The ornamental design for a portable electric driver, as shown and described.

DESCRIPTION

FIG. 1 is a left side perspective view of the portable electric driver according to the present invention;

FIG. 2 is a right side perspective view thereof;

FIG. 3 is a left side view thereof;

FIG. 4 is a right side view thereof;

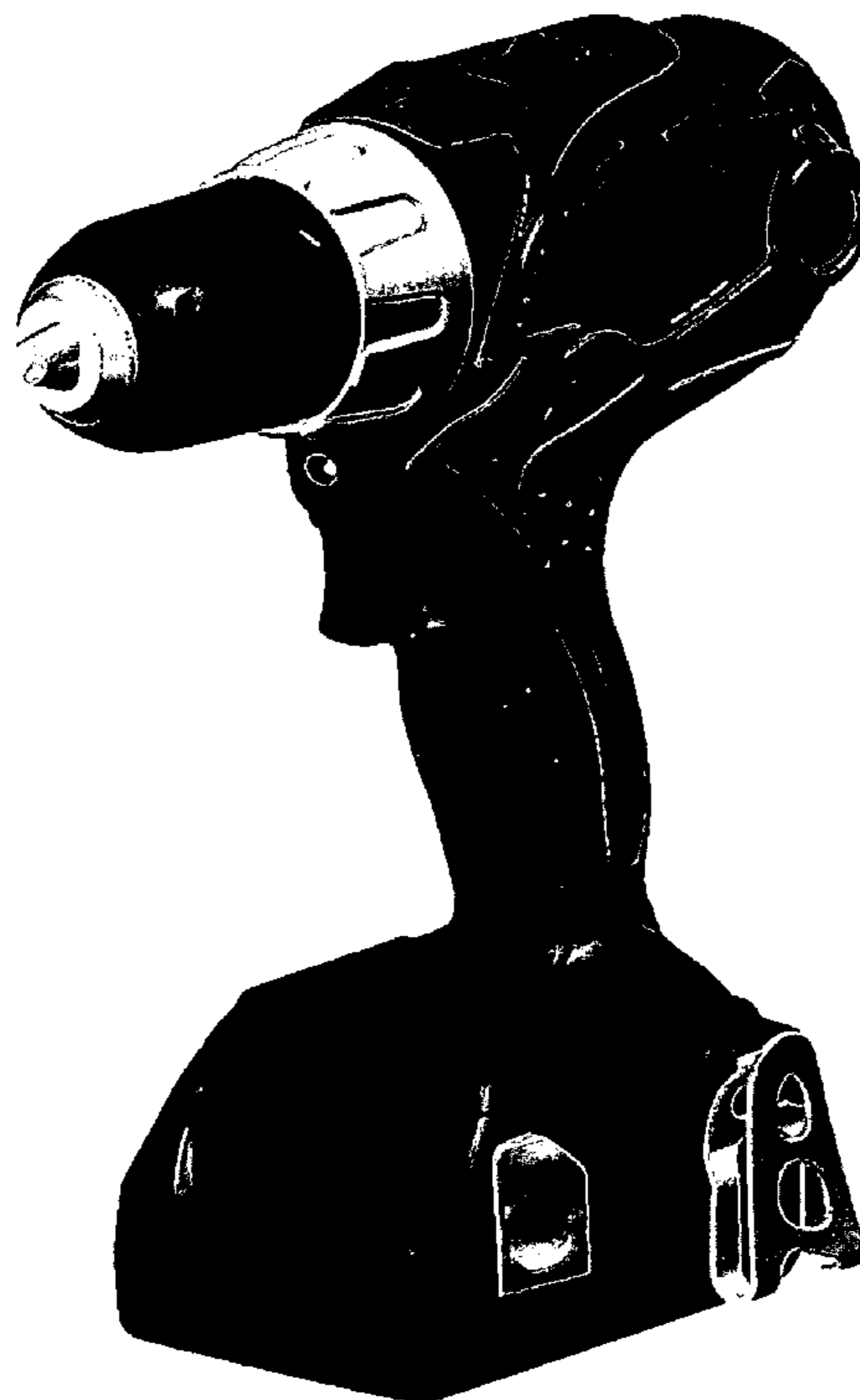
FIG. 5 is a front view thereof;

FIG. 6 is a rear view thereof;

FIG. 7 is a top view thereof; and,

FIG. 8 is a bottom view thereof.

1 Claim, 6 Drawing Sheets



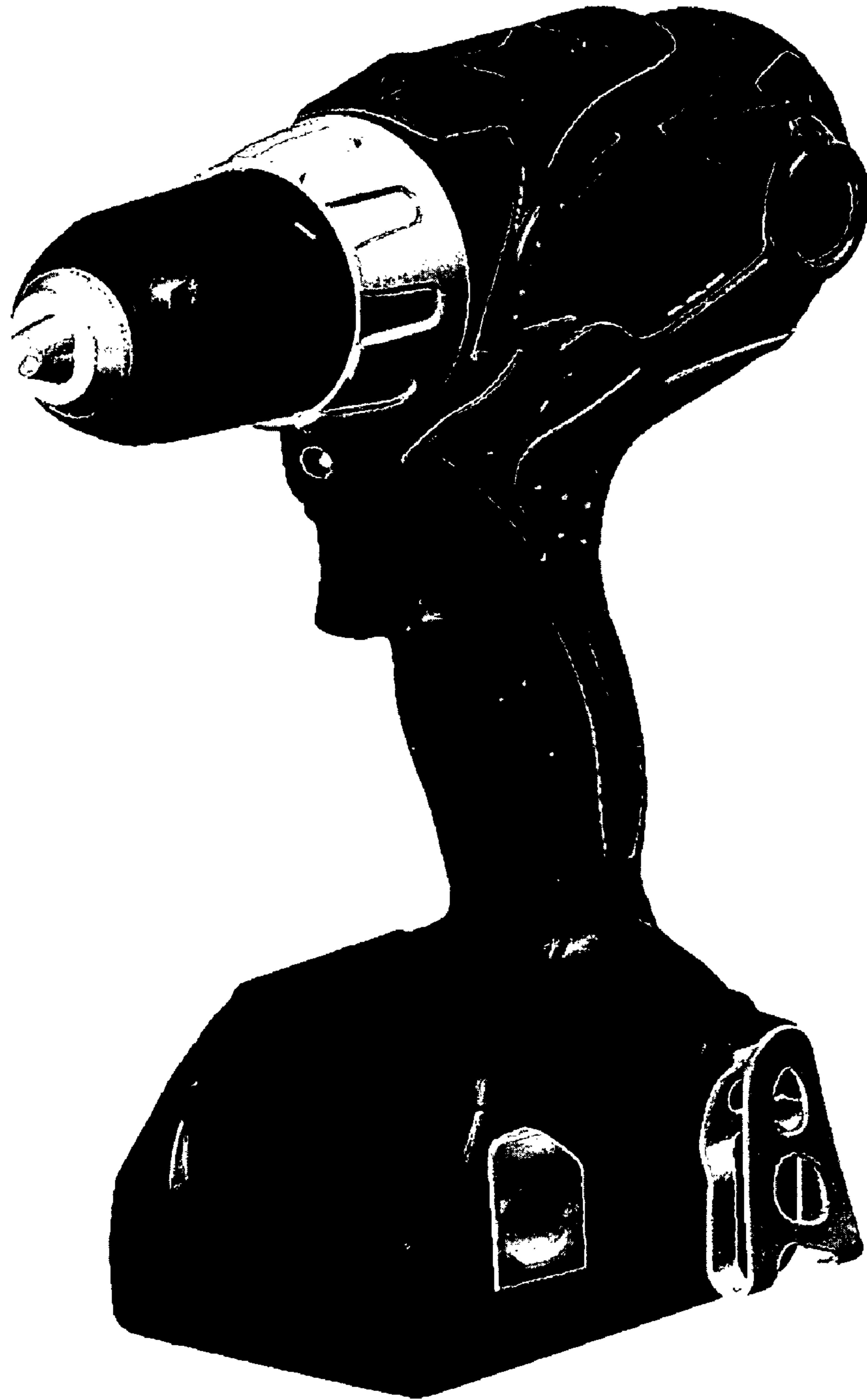


FIG. 1




FIG. 2



FIG. 3

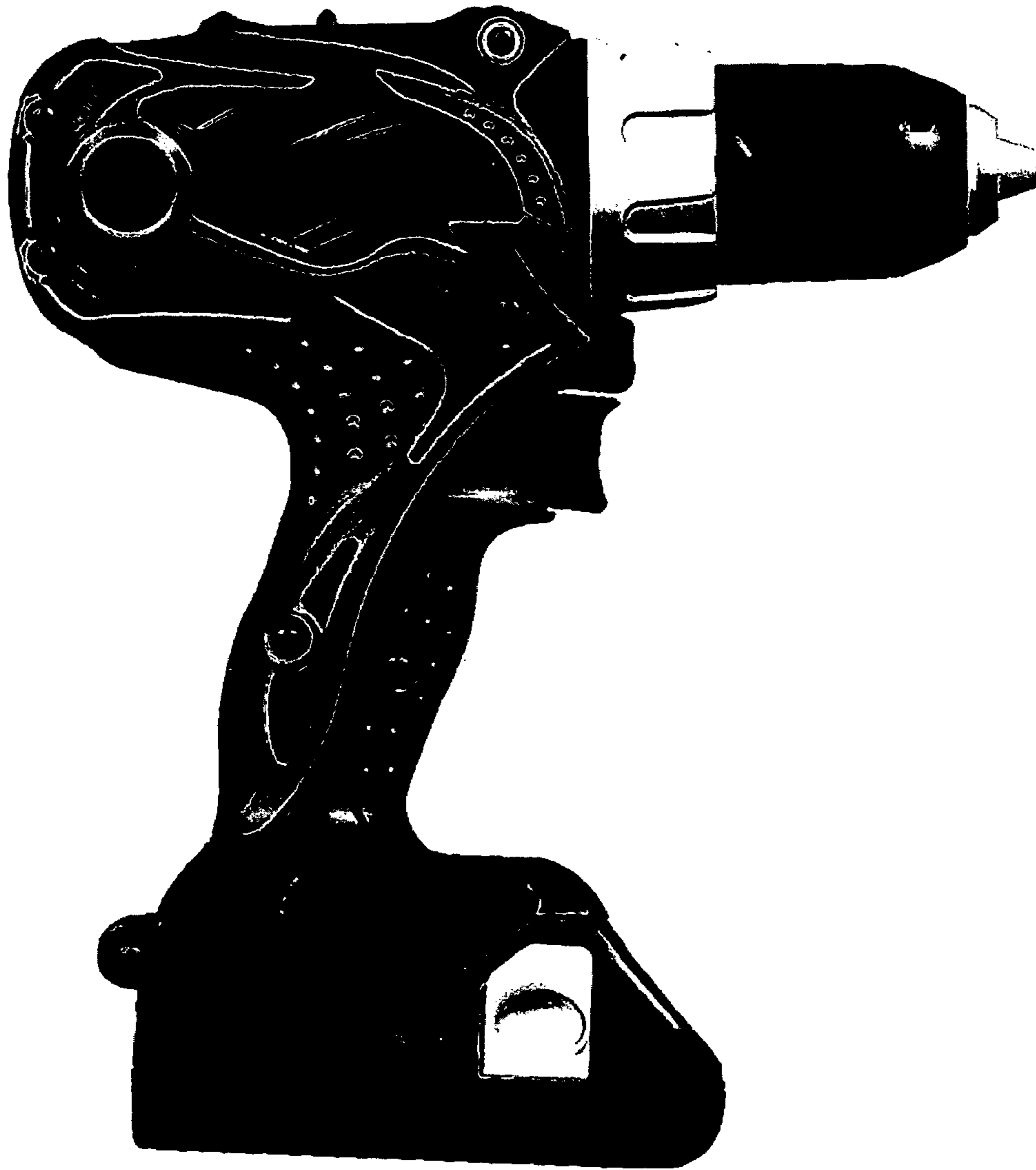


FIG. 4




FIG. 5



FIG. 6




FIG. 7




FIG. 8