



US00D610417S

(12) **United States Design Patent**
Robinson et al.

(10) **Patent No.:** **US D610,417 S**

(45) **Date of Patent:** **** Feb. 23, 2010**

(54) **PLIERS**

(75) Inventors: **Glenn Robinson**, Coral Springs, FL
(US); **Michael Garcia**, Oakland Park,
FL (US)

(73) Assignee: **IBT Holdings, LLC**, Deerfield Beach,
FL (US)

(**) Term: **14 Years**

(21) Appl. No.: **29/301,642**

(22) Filed: **Mar. 11, 2008**

(51) **LOC (9) Cl.** **08-05**

(52) **U.S. Cl.** **D8/52**

(58) **Field of Classification Search** D8/4,
D8/14, 51, 52, 54-56, 58, 105, 107, 75-81;
7/125-137, 143-147; 81/300, 342, 348,
81/355-362, 364-366, 385-404, 407-418,
81/424.5, 426, 426.5, 427, 427.5

See application file for complete search history.

(56) **References Cited**

U.S. PATENT DOCUMENTS

D46,681	S	*	11/1914	Kraeuter	D8/58
D59,774	S	*	11/1921	Rice	D8/52
1,674,485	A	*	6/1928	Smith	81/426
1,800,447	A	*	4/1931	Froeschl	81/412
D92,822	S	*	7/1934	Morse	D8/58
2,557,296	A	*	6/1951	Kress	81/412
D225,387	S	*	12/1972	Krock	D7/649
D252,611	S	*	8/1979	Breger	D8/107
D299,108	S	*	12/1988	Brdnik	D8/107
5,084,935	A	*	2/1992	Kalthoff	7/132
5,809,853	A	*	9/1998	Hudson	81/427.5
D403,223	S	*	12/1998	Jacoff	D8/80

D406,520	S	*	3/1999	Bunzel et al.	D8/107
D407,000	S	*	3/1999	Jacoff	D8/80
D418,030	S	*	12/1999	Khachatoorian	D8/52
D421,207	S	*	2/2000	Panier	D8/52
D448,265	S	*	9/2001	Chen	D8/80
D483,633	S	*	12/2003	Jansson et al.	D8/52
D483,634	S	*	12/2003	Jansson et al.	D8/52
D486,047	S	*	2/2004	Jansson et al.	D8/52
D515,387	S	*	2/2006	Hung	D8/80
D526,174	S	*	8/2006	Hermann	D8/52
D536,586	S	*	2/2007	Macor	D8/52
7,191,688	B1	*	3/2007	Hall, Jr.	81/411
D546,152	S	*	7/2007	Williams et al.	D8/52
7,255,027	B1	*	8/2007	Tsai	81/408

* cited by examiner

Primary Examiner—Cathron C Brooks

Assistant Examiner—Deanna Fluegeman

(74) *Attorney, Agent, or Firm*—Dan M. DeLaRosa

(57) **CLAIM**

The ornamental design for pliers, as shown and described.

DESCRIPTION

FIG. 1 is a front perspective view of the pliers of the present invention showing my new design;

FIG. 2 is a front side elevational view thereof;

FIG. 3 is a top plan view thereof;

FIG. 4 is a side elevational view thereof;

FIG. 5 is a back side elevational view thereof;

FIG. 6 is another side elevational view thereof;

FIG. 7 is a bottom plan view thereof; and,

FIG. 8 is a rear perspective view of the pliers.

1 Claim, 6 Drawing Sheets

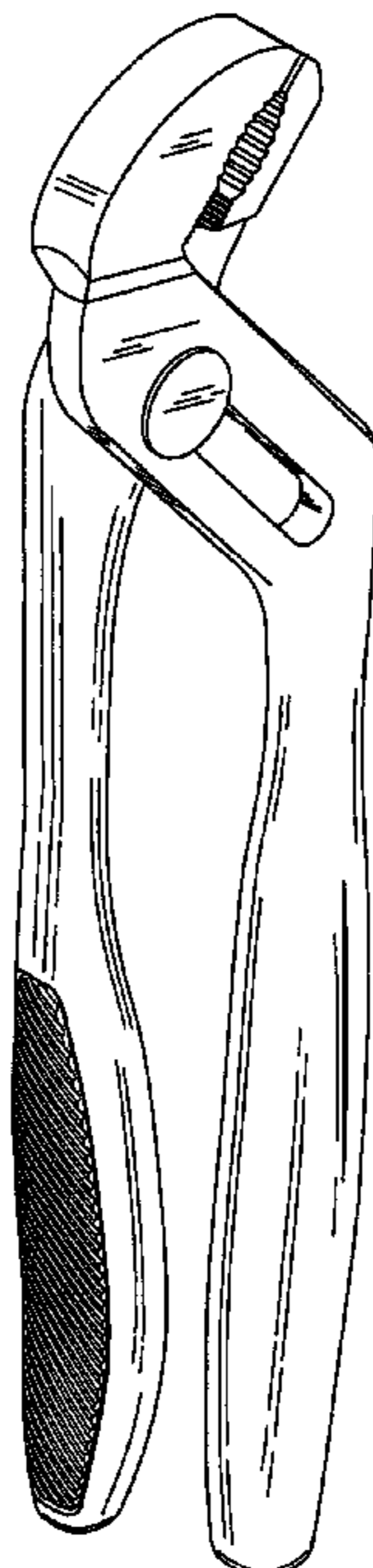




FIG. 1

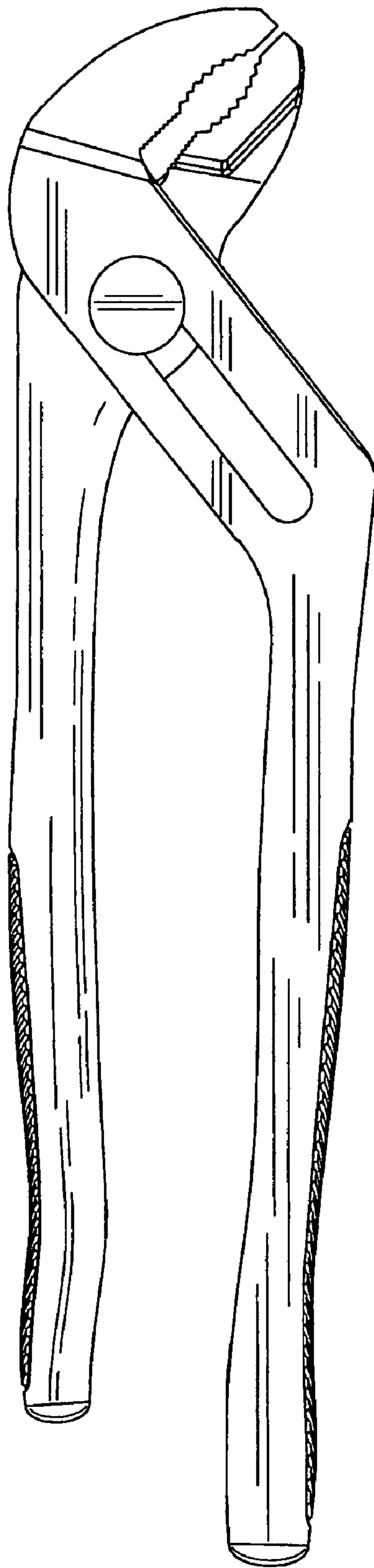


FIG. 2

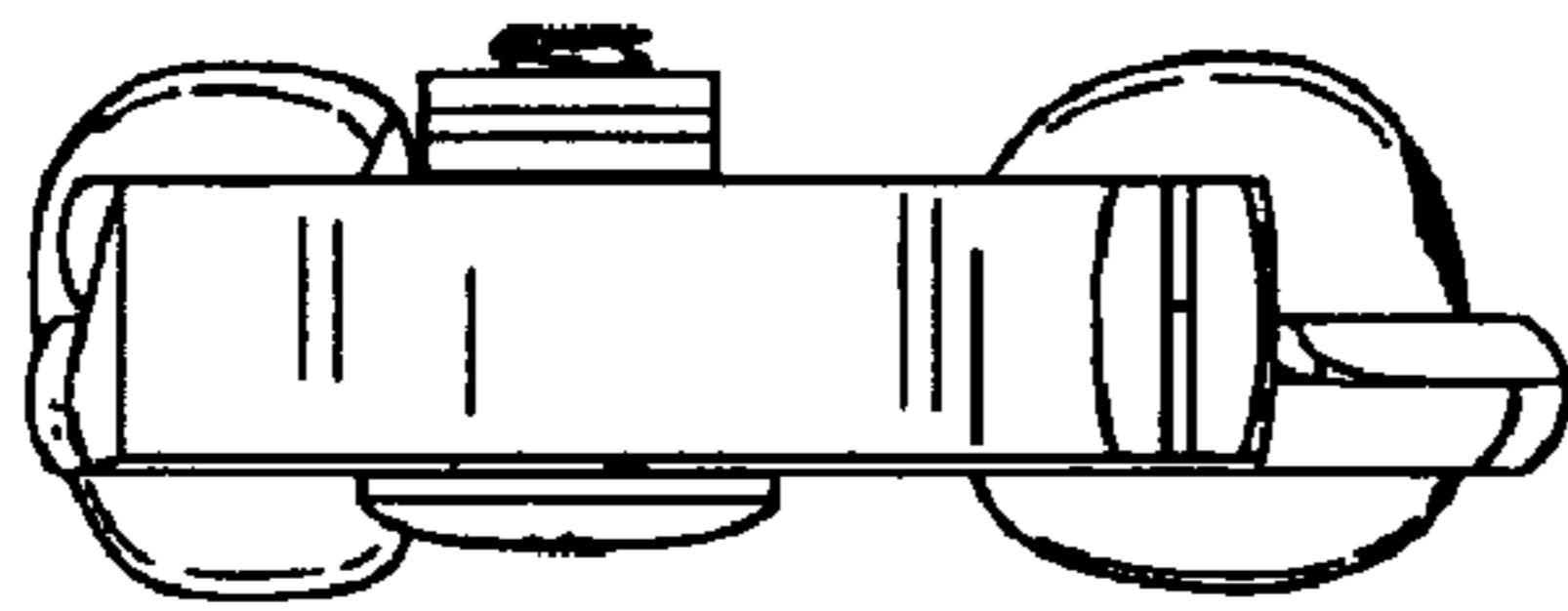


FIG. 3

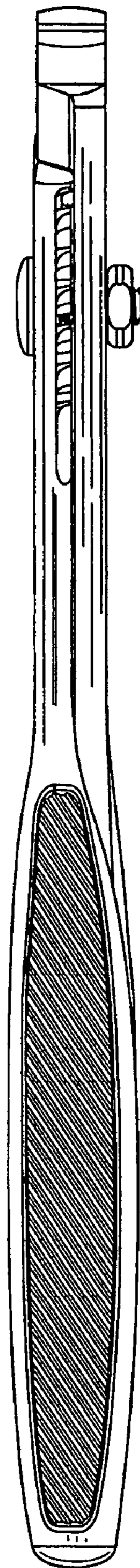


FIG. 4



FIG. 5

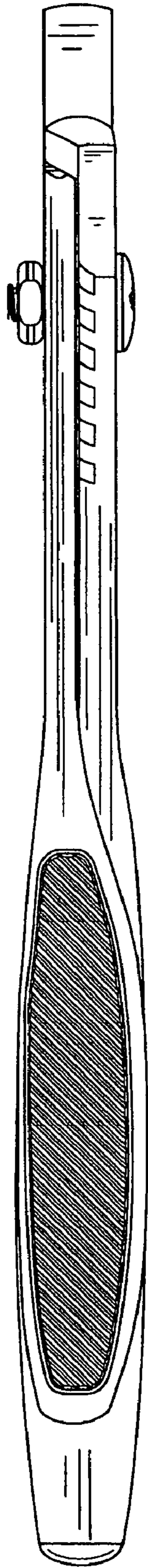


FIG. 6

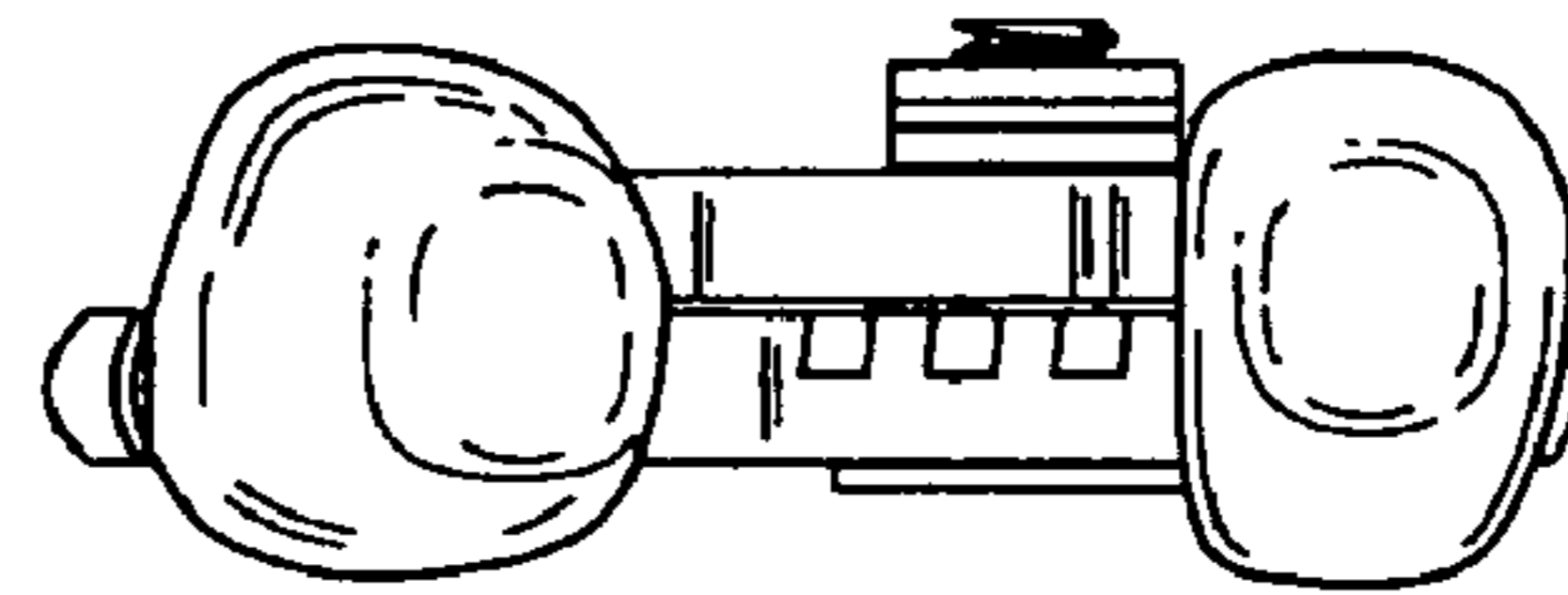


FIG. 7



FIG. 8