



US00D610413S

(12) **United States Design Patent**  
**Kahan et al.**

(10) **Patent No.:** **US D610,413 S**

(45) **Date of Patent:** **\*\* Feb. 23, 2010**

(54) **SPOON**

(75) Inventors: **Guillermo Kahan**, Los Angeles, CA (US); **Cori Nieri**, San Jose, CA (US)

(73) Assignee: **Promoshop, Inc.**, Los Angeles, CA (US)

(\*\*) Term: **14 Years**

(21) Appl. No.: **29/315,722**

(22) Filed: **Jul. 16, 2009**

(51) **LOC (9) Cl.** ..... **07-03**

(52) **U.S. Cl.** ..... **D7/653**

(58) **Field of Classification Search** ..... D7/368,  
D7/395, 401.2, 642-646, 649-654, 660-669,  
D7/675-676, 683, 688-692, 695-696; 30/137,  
30/141-143, 147-150, 322-327, 329, 340,  
30/342-346; 219/227; 416/70 R

See application file for complete search history.

(56) **References Cited**

**U.S. PATENT DOCUMENTS**

D39,509 S *	9/1908	Fabensack	.....	D7/653
D172,070 S *	4/1954	Wallance	.....	D7/653
3,886,345 A *	5/1975	Baisch	.....	219/227
D408,217 S *	4/1999	LoGiudice	.....	D7/401.2
D491,422 S *	6/2004	Shane-Schuldt	.....	D7/661
D496,564 S *	9/2004	Laib	.....	D7/691
D550,045 S *	9/2007	Junko	.....	D7/653

\* cited by examiner

*Primary Examiner*—Caron Veynar

*Assistant Examiner*—Ricky Pham

(74) *Attorney, Agent, or Firm*—Cislo & Thomas, LLP

(57) **CLAIM**

The ornamental design for a spoon, as shown and described.

**DESCRIPTION**

FIG. 1 is a perspective view of our spoon;

FIG. 2 is a front view thereof;

FIG. 3 is a rear view thereof;

FIG. 4 is a right side view thereof;

FIG. 5 is a left side view thereof;

FIG. 6 is a bottom view thereof; and

FIG. 7 is a top view thereof;

FIG. 8 is a perspective view of another embodiment of our spoon;

FIG. 9 is a front view thereof;

FIG. 10 is a rear view thereof;

FIG. 11 is a right side view thereof;

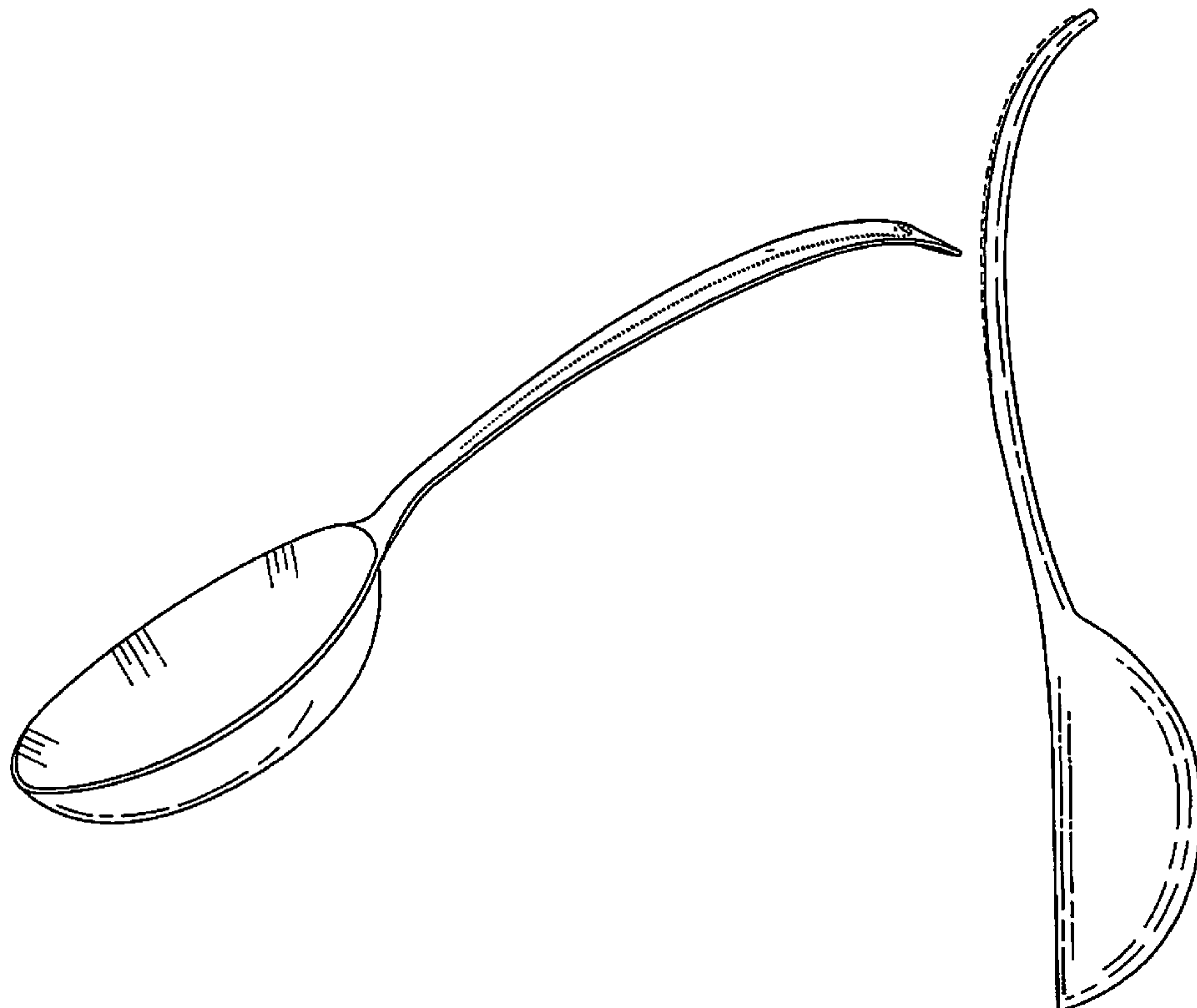
FIG. 12 is a left side view thereof;

FIG. 13 is a bottom view thereof; and,

FIG. 14 is a top view thereof.

The broken line portions of the disclosure are for illustrative purposes only and form no part of the claimed design.

**1 Claim, 8 Drawing Sheets**






FIG. 1

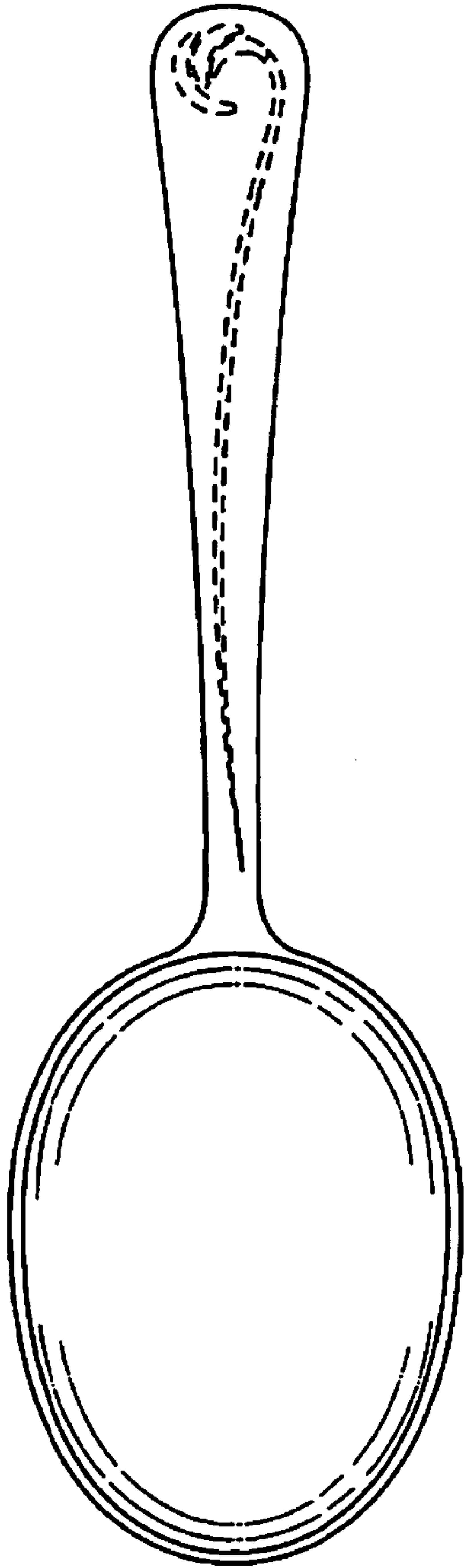


FIG. 2

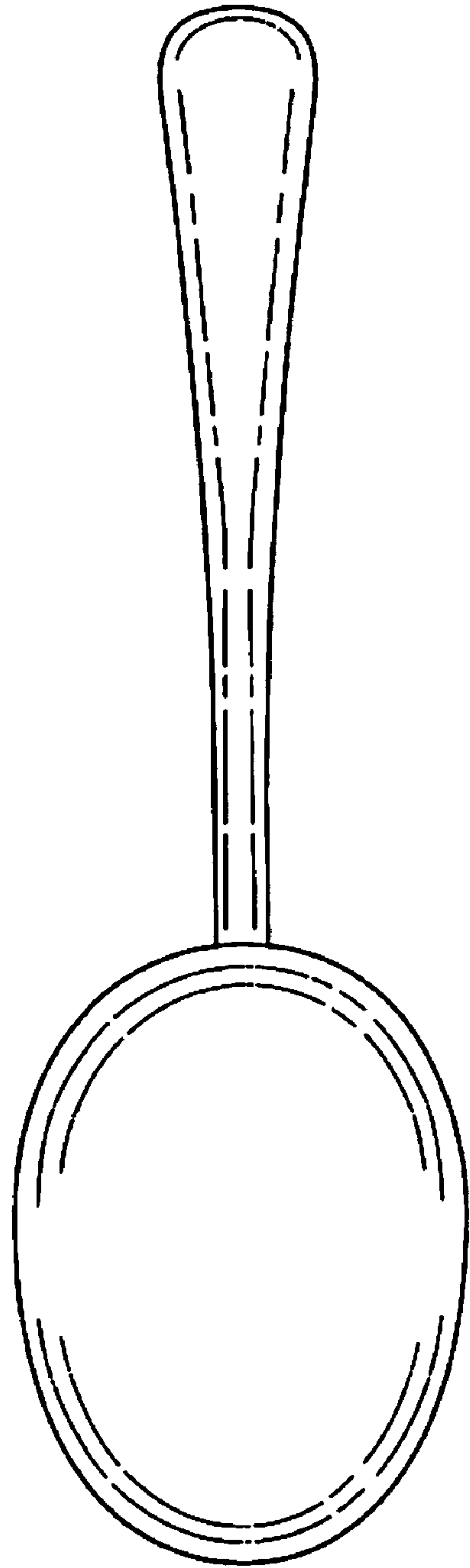


FIG. 3




FIG. 4




FIG. 5

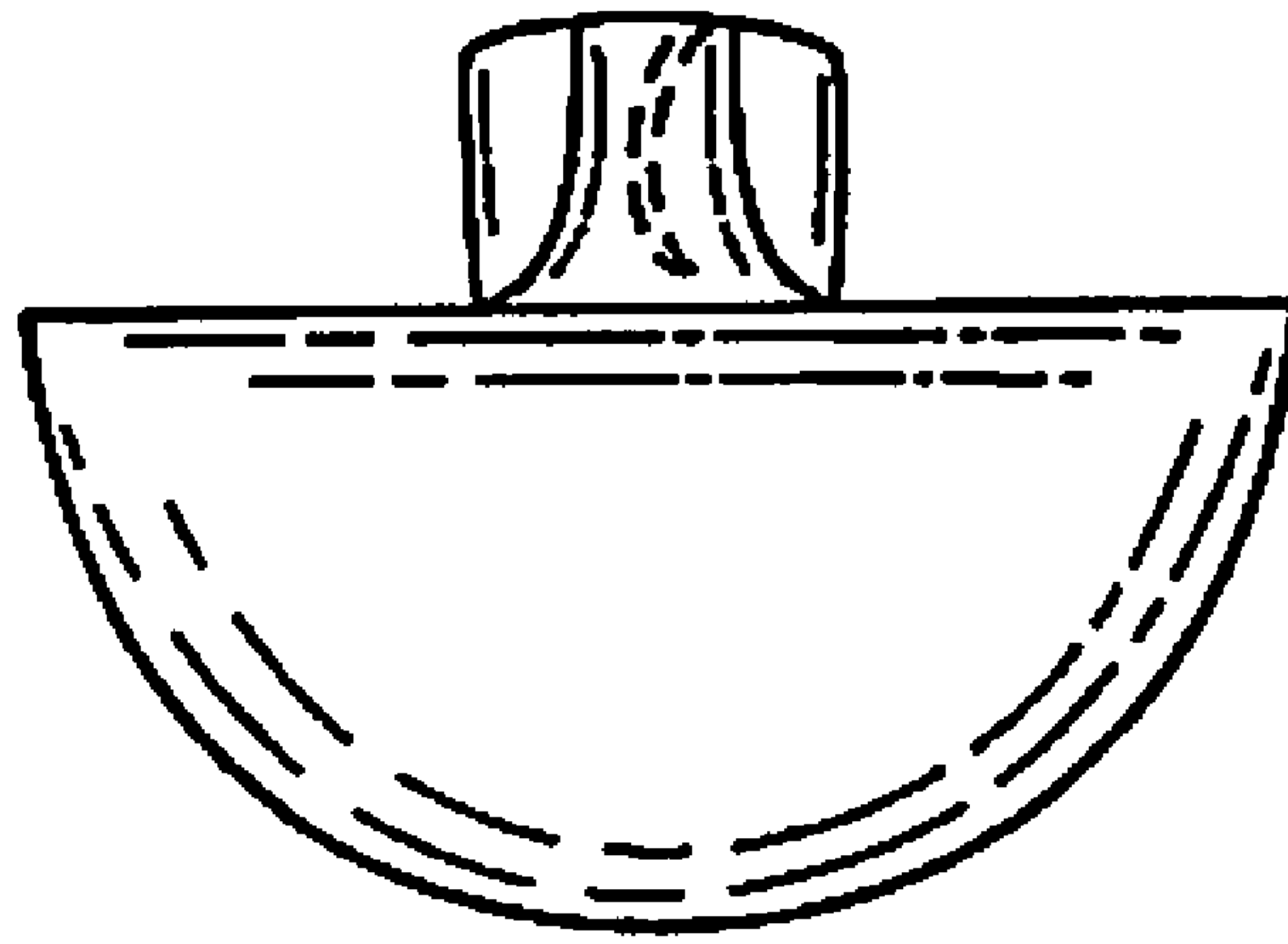


FIG. 6




FIG. 7




FIG. 8

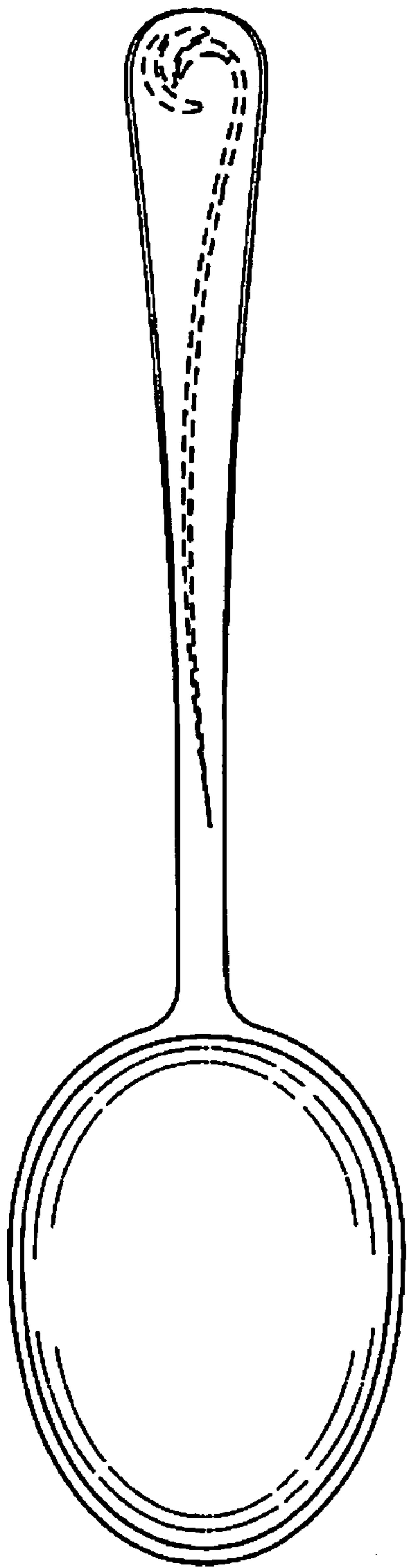


FIG. 9

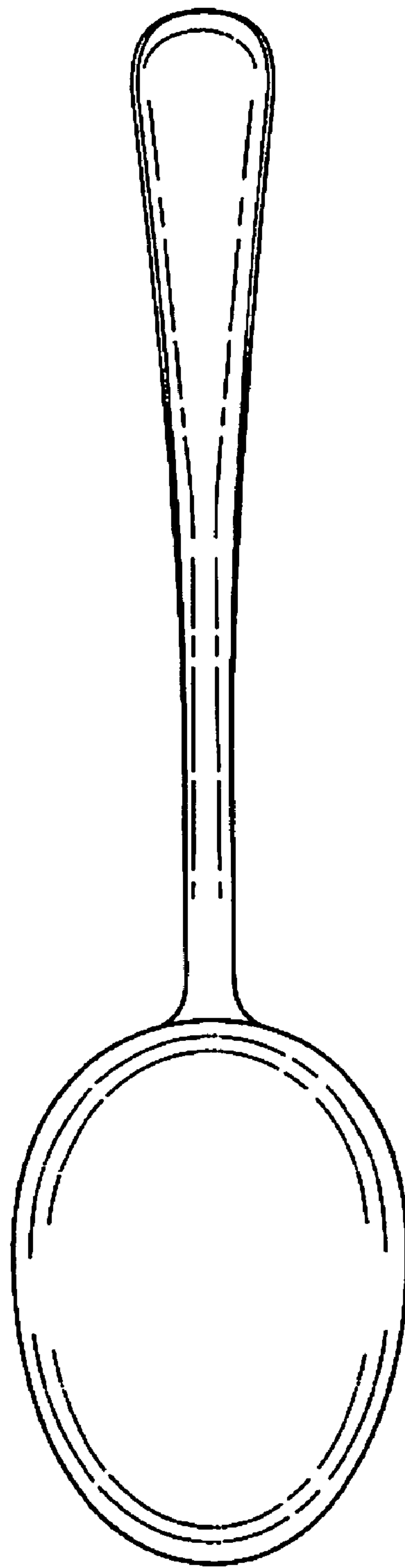


FIG. 10

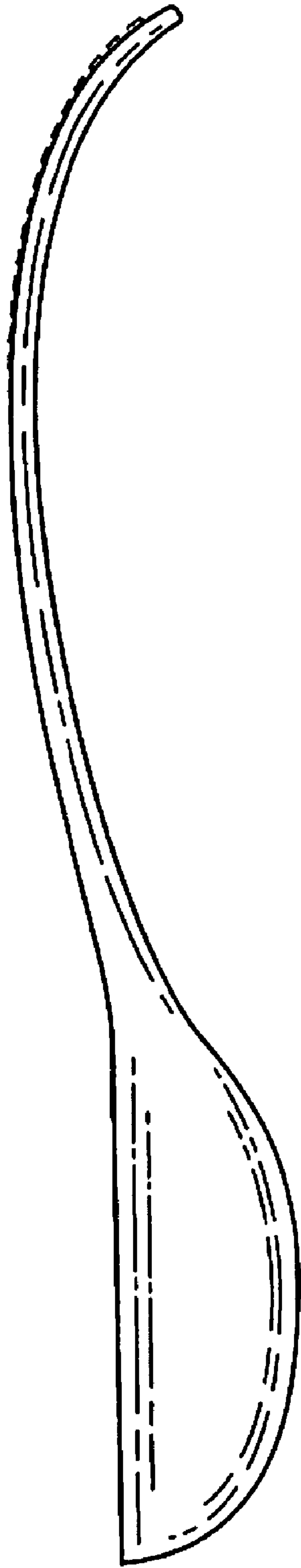


FIG. 11

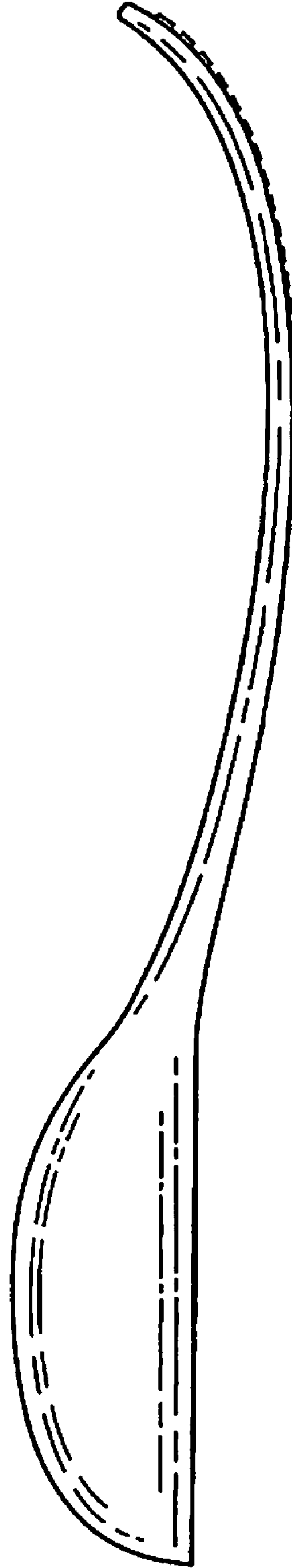


FIG. 12






FIG. 13

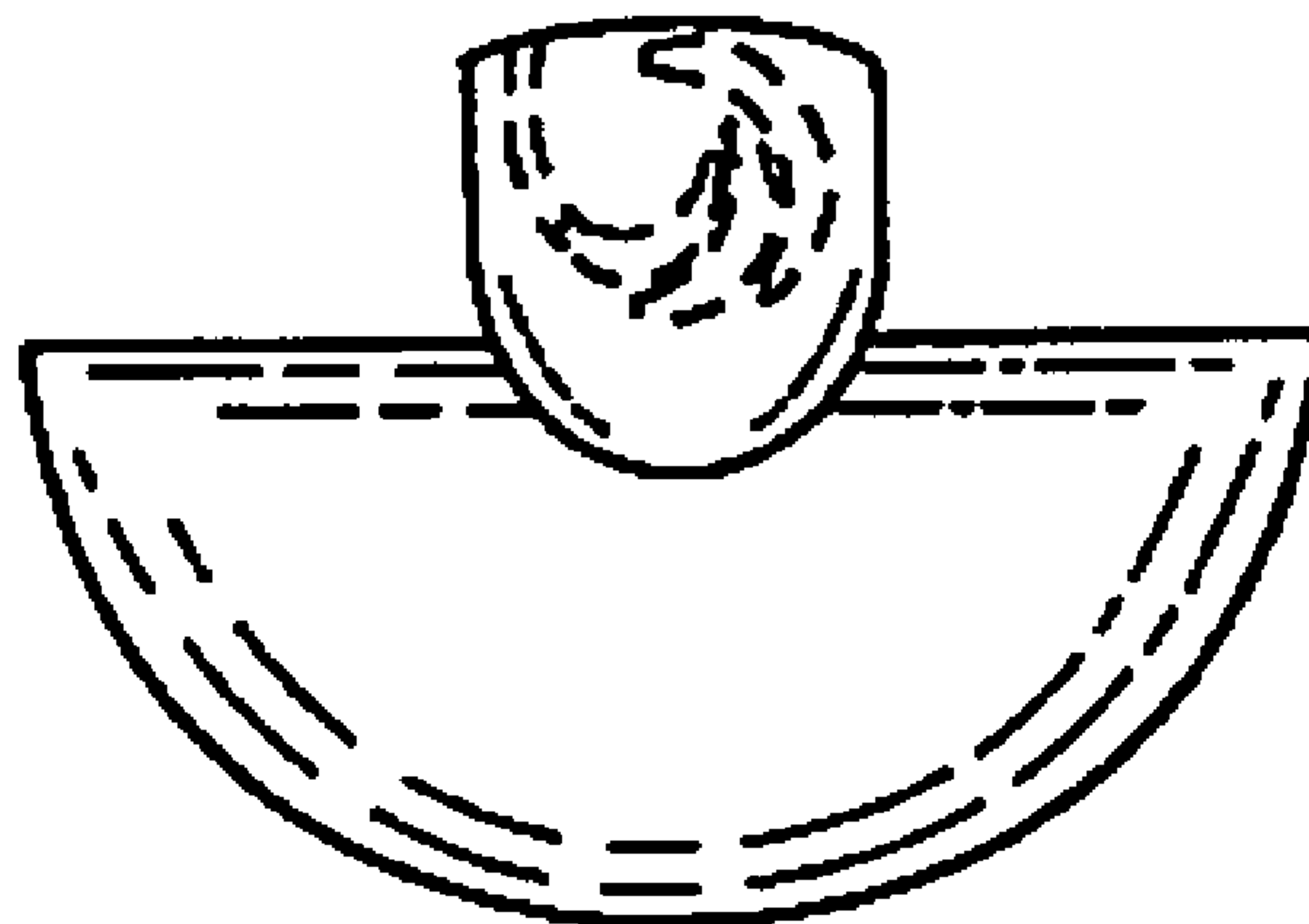


FIG. 14