



US00D610410S

(12) **United States Design Patent**
Haas

(10) **Patent No.:** **US D610,410 S**
(45) **Date of Patent:** **** Feb. 23, 2010**

(54) **PLATE**

(75) Inventor: **Christian Haas**, München (DE)

(73) Assignee: **Villeroy & Boch AG**, Mettlach (DE)

(**) Term: **14 Years**

(21) Appl. No.: **29/308,935**

(22) Filed: **Jul. 15, 2008**

(30) **Foreign Application Priority Data**

Jan. 16, 2008 (EM) 000861083

(51) **LOC (9) Cl.** **07-02**

(52) **U.S. Cl.** **D7/587**

(58) **Field of Classification Search** D7/550.1,
D7/565, 566, 570, 584, 586, 587, 588, 554.2,
D7/545; D9/431, 432; 22/23.83, 657, 654,
22/771, 904, 574, 212, 574.4, 577, 561; 206/307,
206/308.1, 308.3, 504, 564; 425/623, 459
See application file for complete search history.

(56) **References Cited**

U.S. PATENT DOCUMENTS

D149,721 S * 5/1948 Zeisel D7/586

D176,823 S * 1/1956 Sacia D7/586
D216,436 S * 1/1970 Mercer D7/545
D279,067 S * 6/1985 Kuster D7/586
D565,905 S * 4/2008 Valderrama et al. D7/550.1

* cited by examiner

Primary Examiner—Charles A Rademaker

(74) *Attorney, Agent, or Firm*—Friedrich Kueffner


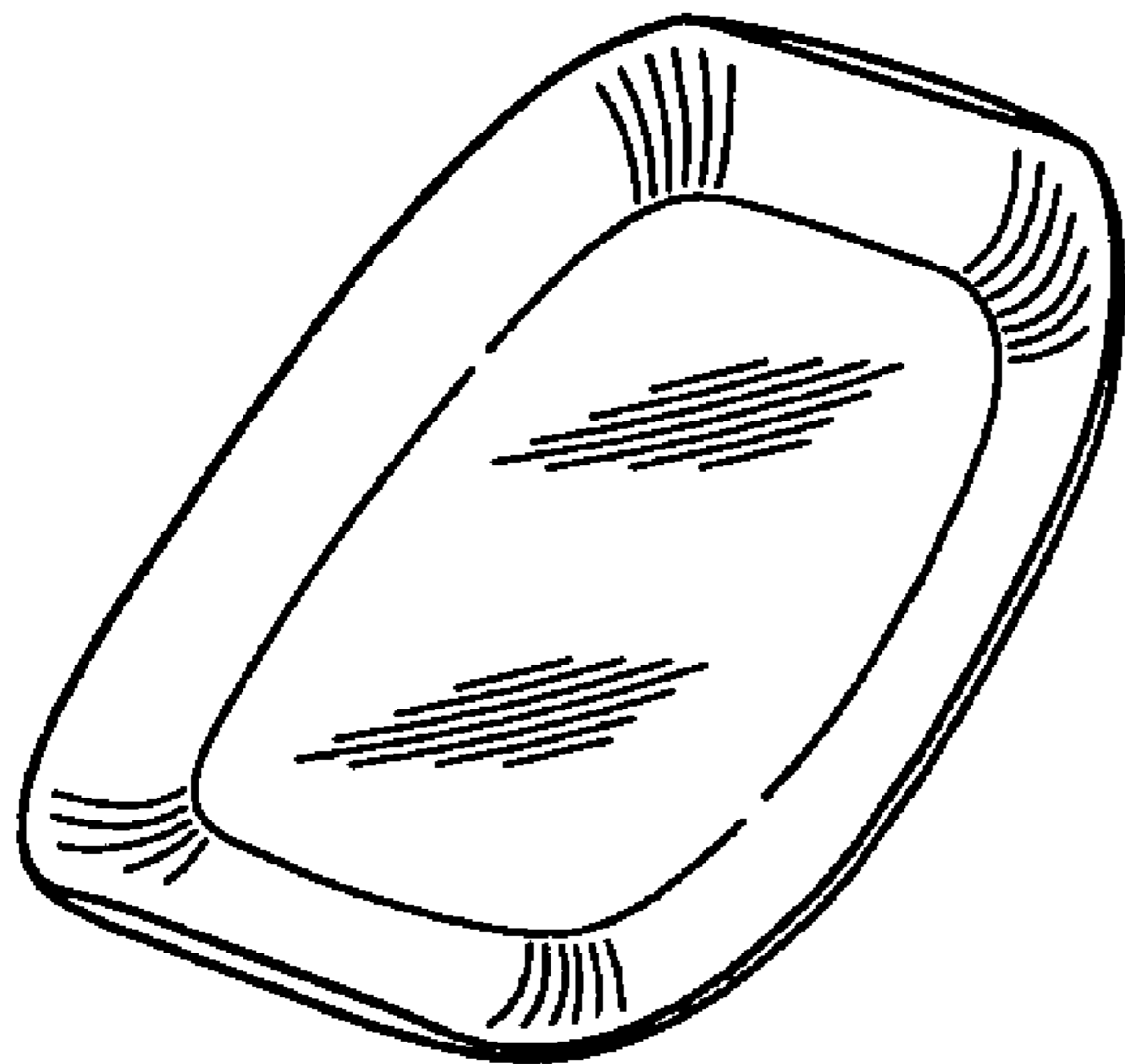
(57) **CLAIM**

The ornamental design for a plate, as shown and described.

DESCRIPTION

FIG. 1 is a top view thereof of a plate showing my new design;
FIG. 2 is a bottom view thereof;
FIG. 3 is a perspective view thereof;
FIG. 4 is a side view thereof;
FIG. 5 is a another side view thereof;
FIG. 6 is a front view thereof; and,
FIG. 7 is a back side view thereof.

1 Claim, 1 Drawing Sheet



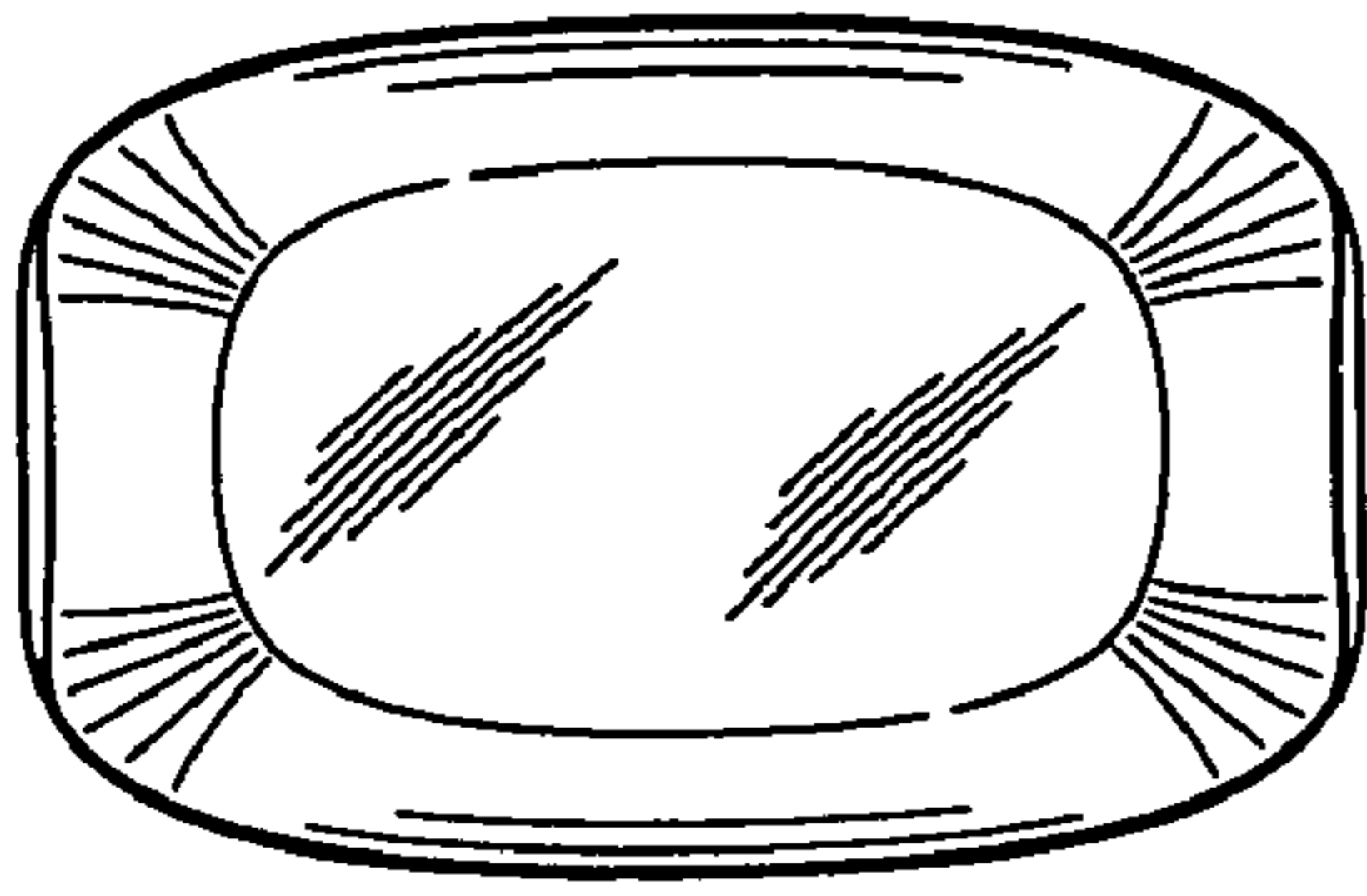


FIG. 1

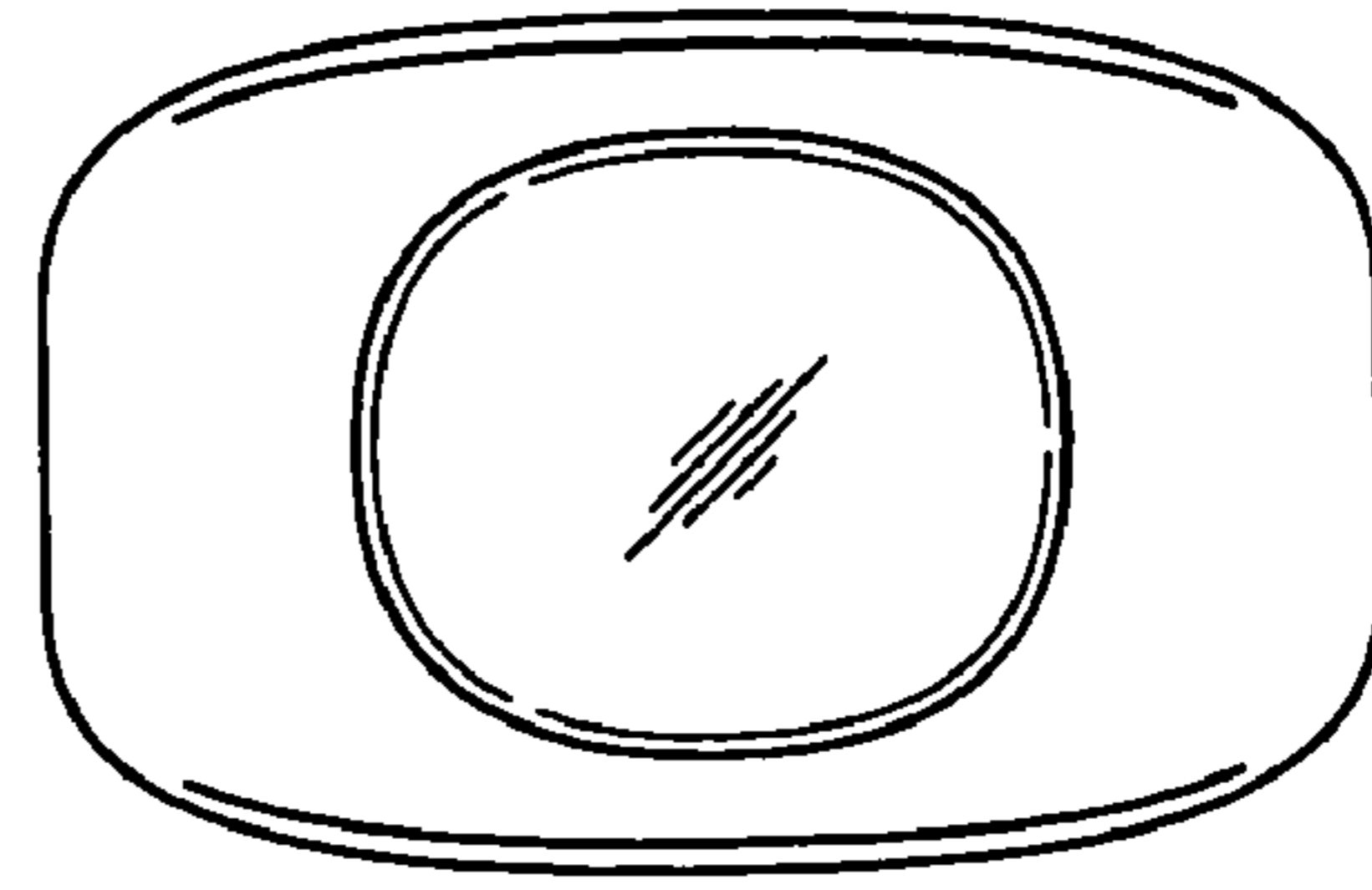


FIG. 2

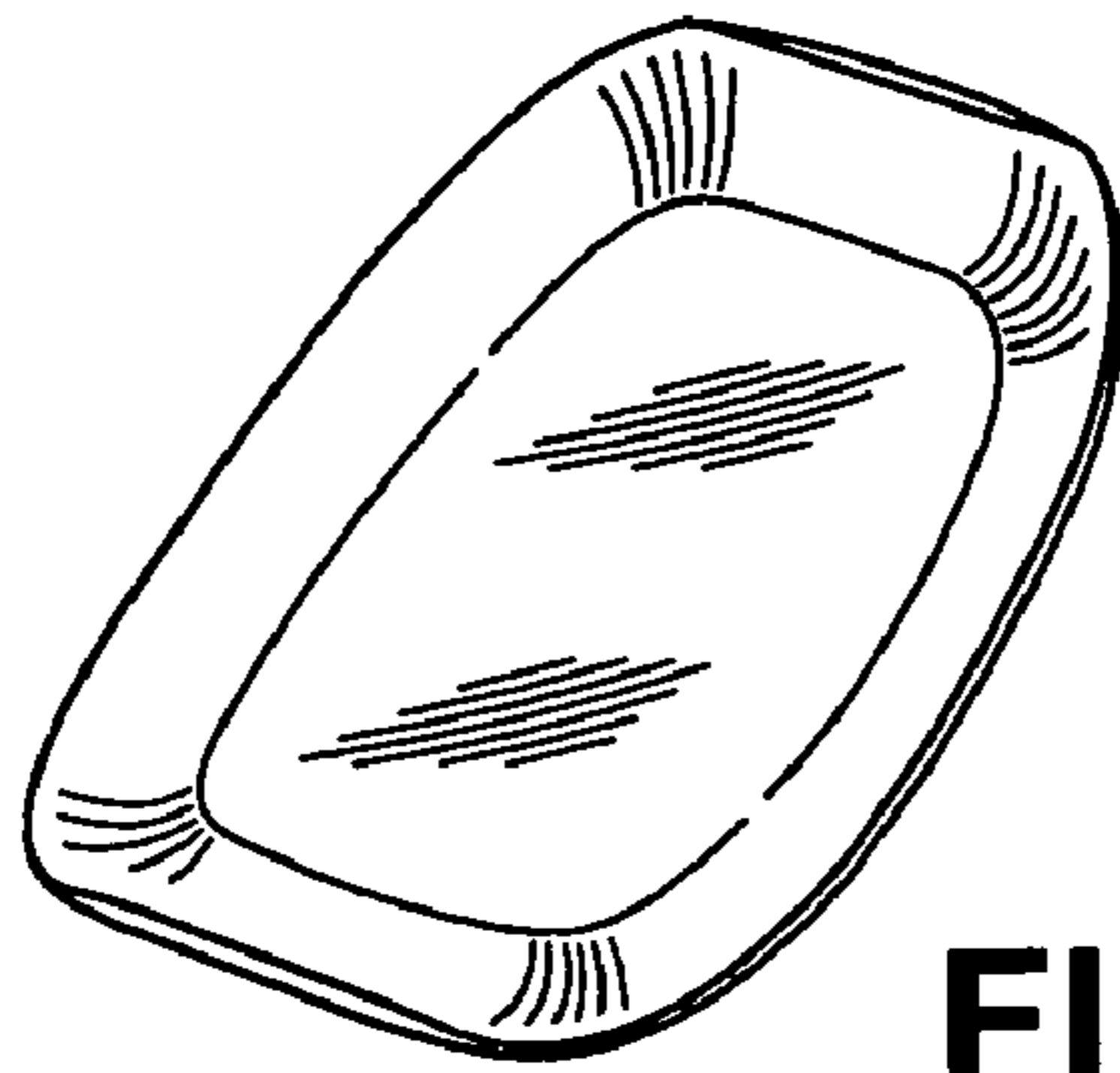


FIG. 3




FIG. 4




FIG. 5

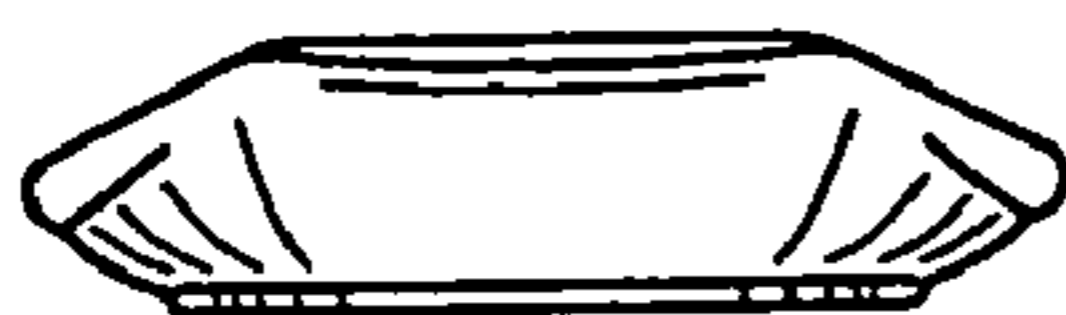


FIG. 6




FIG. 7