



US00D610398S

(12) **United States Design Patent**
Bathey

(10) **Patent No.:** **US D610,398 S**

(45) **Date of Patent:** **** Feb. 23, 2010**

(54) **BEER BOTTLE ORNAMENT**

(75) Inventor: **Daniel Richard Bathey**, Cape Coral, FL
(US)

(73) Assignee: **WenDan Enterprises, Inc.**, Mission
Viejo, CA (US)

(**) Term: **14 Years**

(21) Appl. No.: **29/295,823**

(22) Filed: **Oct. 8, 2007**

(51) **LOC (9) Cl.** **07-01**

(52) **U.S. Cl.** **D7/387**; D7/625; D7/606;
D7/624.2; D9/444

(58) **Field of Classification Search** D7/213,
D7/387, 396.2, 396.6, 606, 625, 607, 624.3,
D7/633, 398, 708.1; D2/829; D20/28, 22;
D8/356, 16-19; D3/208, 229; D9/751, 752;
D24/199; D28/139; 40/633, 666; 24/16 PB;
428/35.8, 4; 220/903; 224/186; 283/114,
283/74; 248/690, 102, 328

See application file for complete search history.

(56) **References Cited**

U.S. PATENT DOCUMENTS

4,867,214 A * 9/1989 Fuller 428/35.8
D454,759 S * 3/2002 Talluto D7/604
D485,966 S * 2/2004 Flannery D2/706
D504,051 S * 4/2005 Hanson D7/625
D505,838 S * 6/2005 Hicks D7/625
D516,387 S * 3/2006 Zacharias et al. D7/625

D524,608 S * 7/2006 Zacharias et al. D7/625
D553,447 S * 10/2007 Ploog et al. D7/625
D561,601 S * 2/2008 MacKinnon D9/624
D567,031 S * 4/2008 Zacharias et al. D7/624.3
D591,441 S * 4/2009 Harris D26/73

* cited by examiner

Primary Examiner—Robert M Spear

Assistant Examiner—Cynthia Underwood

(74) *Attorney, Agent, or Firm*—Stetina Brunda Garred &
Brucker

(57) **CLAIM**

The ornamental design for a beer bottle ornament, as shown
and described.

DESCRIPTION

FIG. 1 is a front perspective view of my new design for a beer
bottle ornament, the beer bottle and cover shown in phantom
lines being for illustrative purposes only and forming no part
of the claimed design;

FIG. 2 is a right side elevational view thereof, the beer bottle
shown in phantom lines being for illustrative purposes only
and forming no part of the claimed design, and the left side
elevational view being a mirror image of the right side eleva-
tional view;

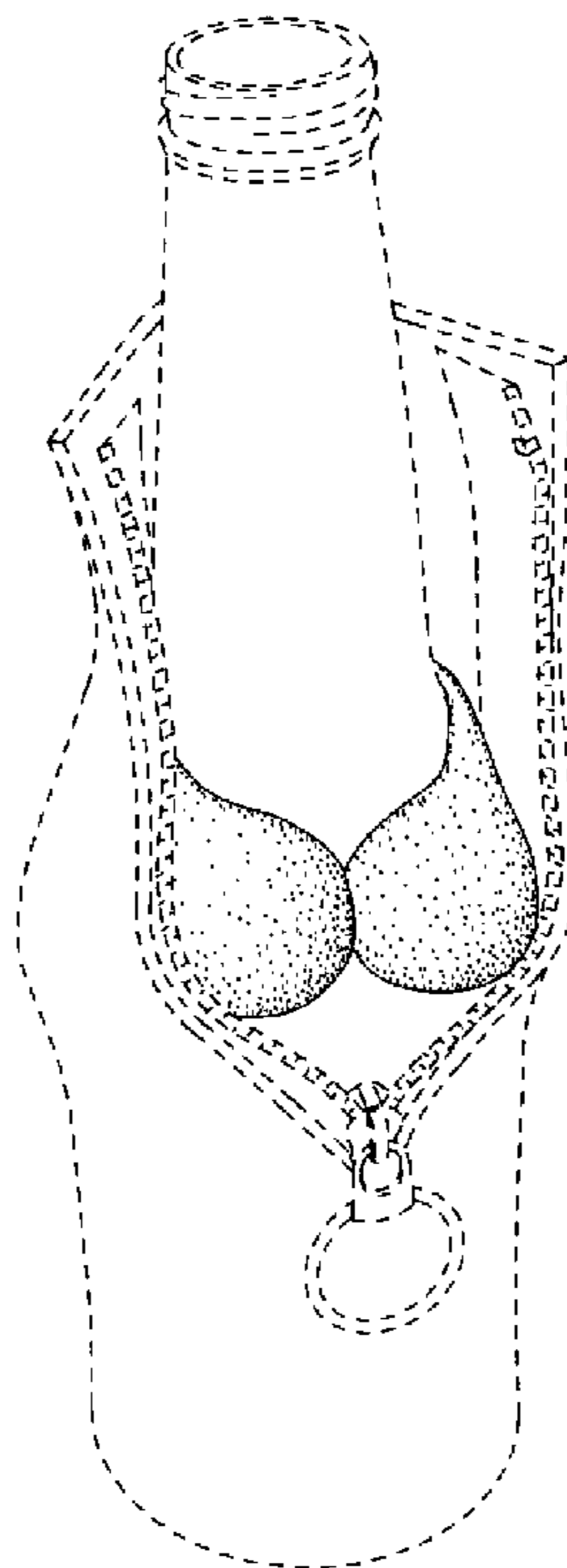
FIG. 3 is a front elevational view thereof;

FIG. 4 is a top plan view thereof;

FIG. 5 is a rear elevational view thereof; and,

FIG. 6 is a bottom plan view thereof.

1 Claim, 2 Drawing Sheets



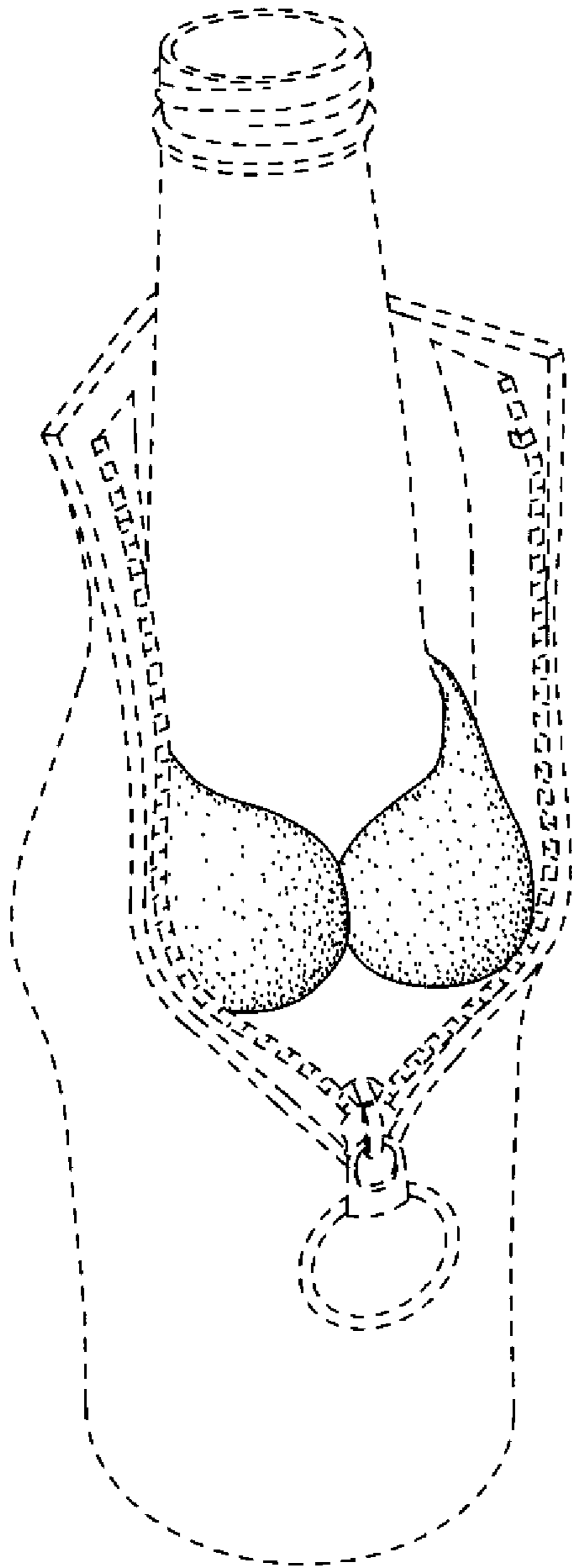


Fig. 1

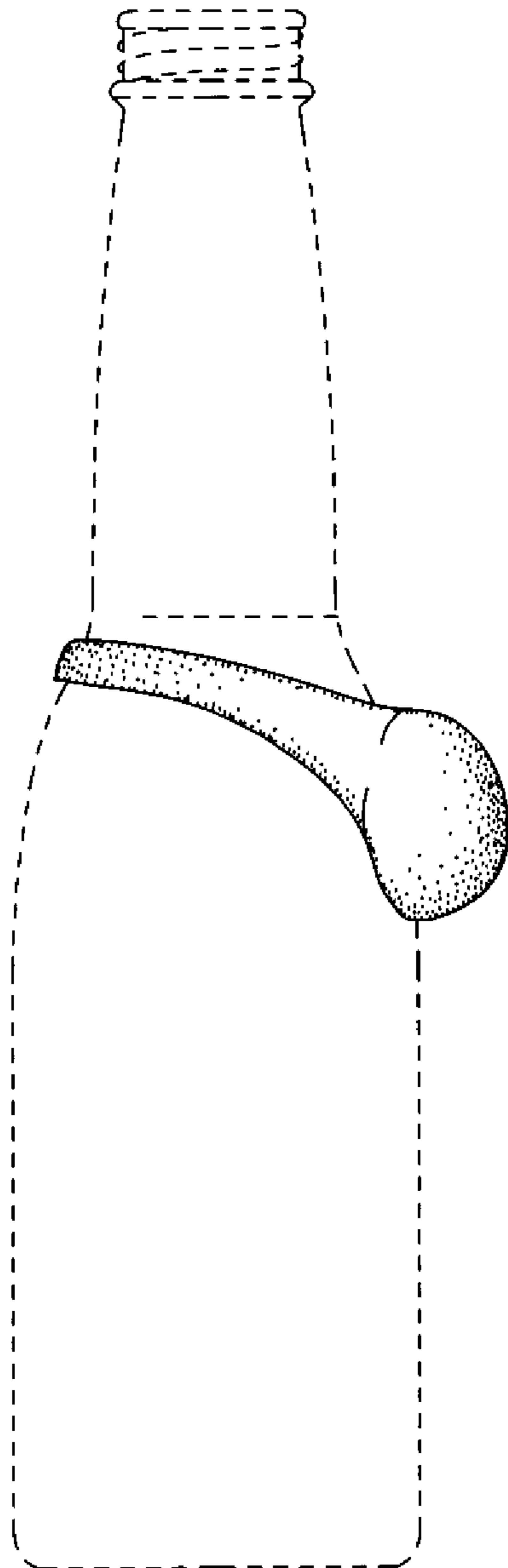


Fig. 2

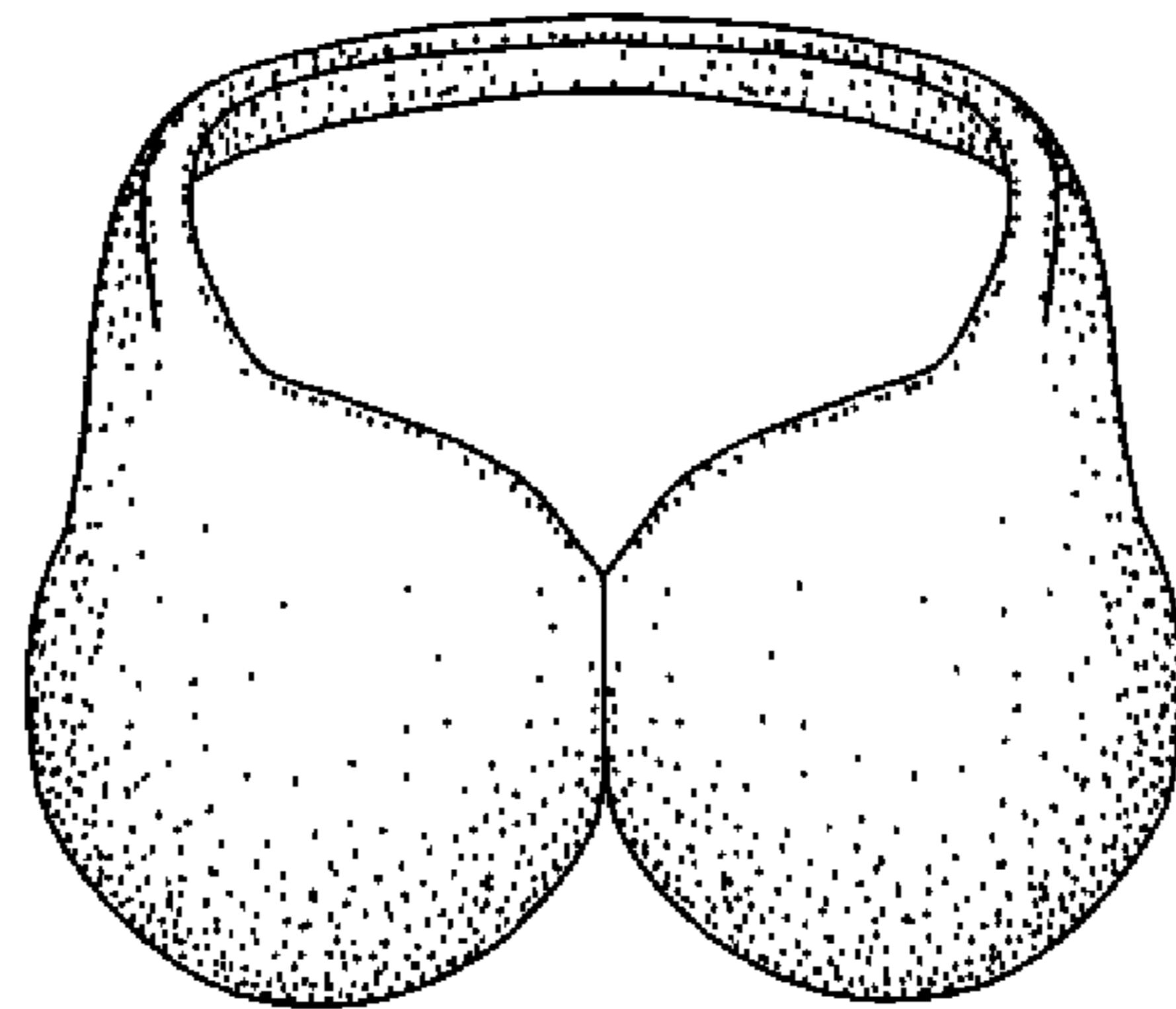


Fig. 3

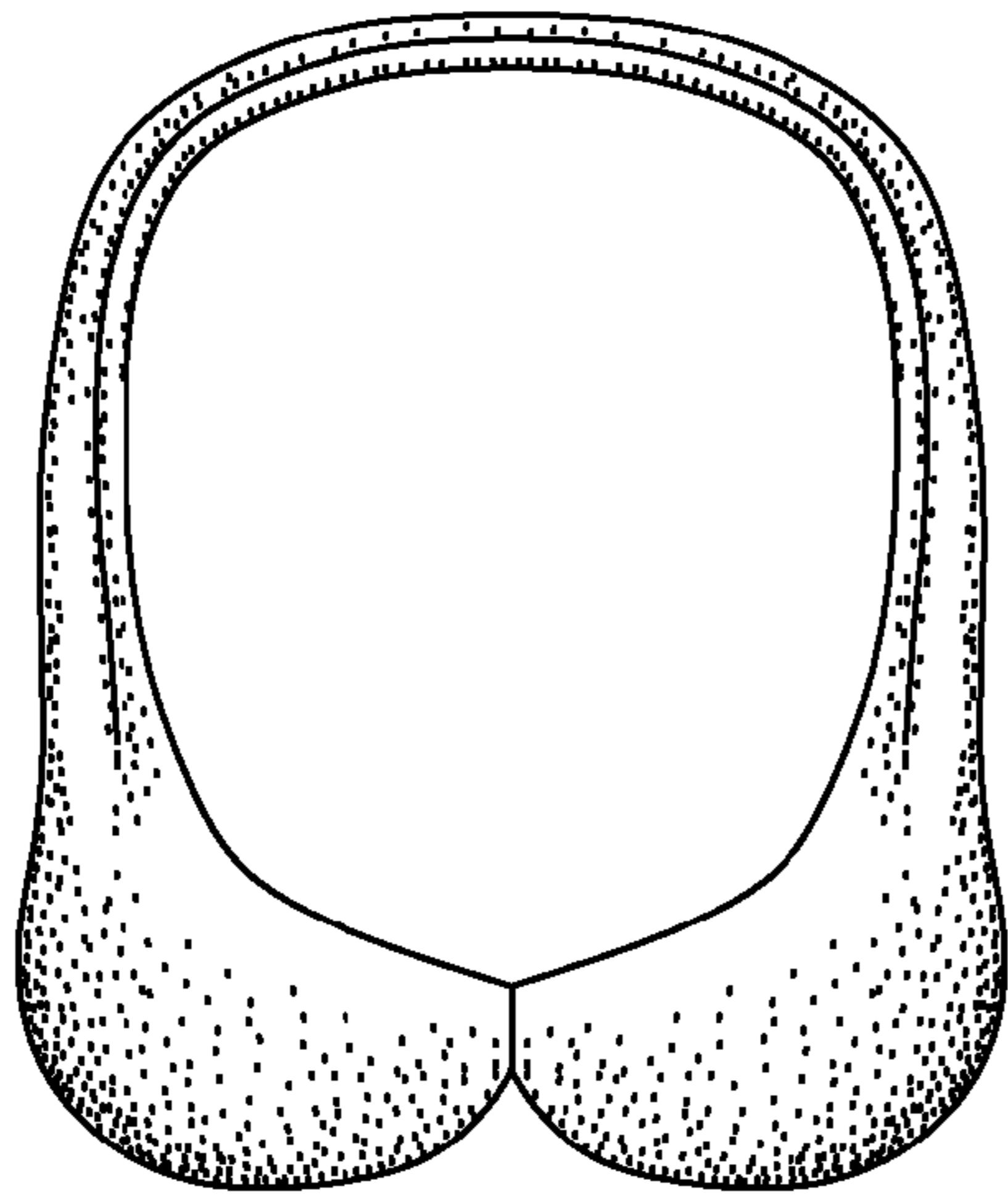


Fig. 4

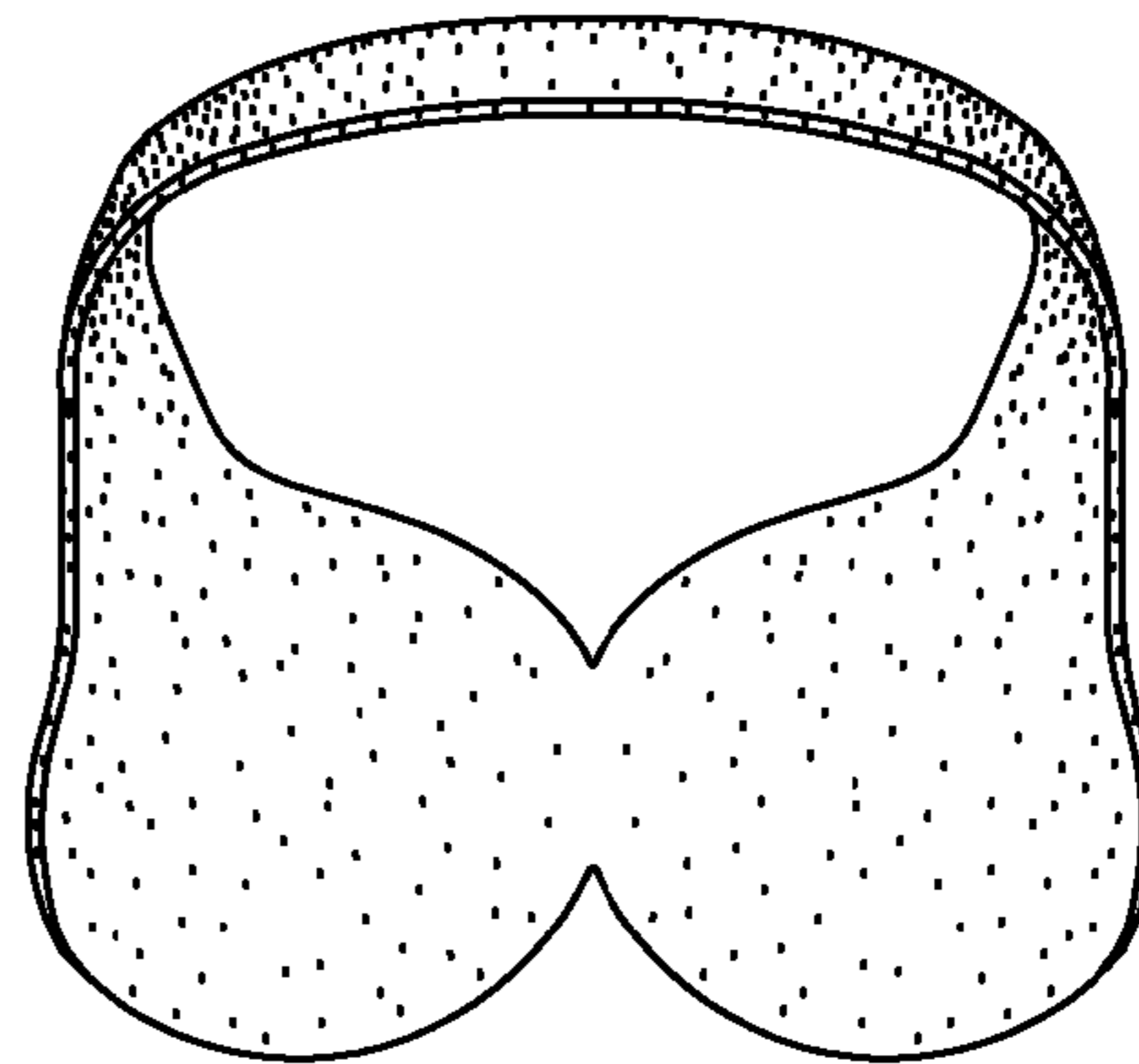


Fig. 5

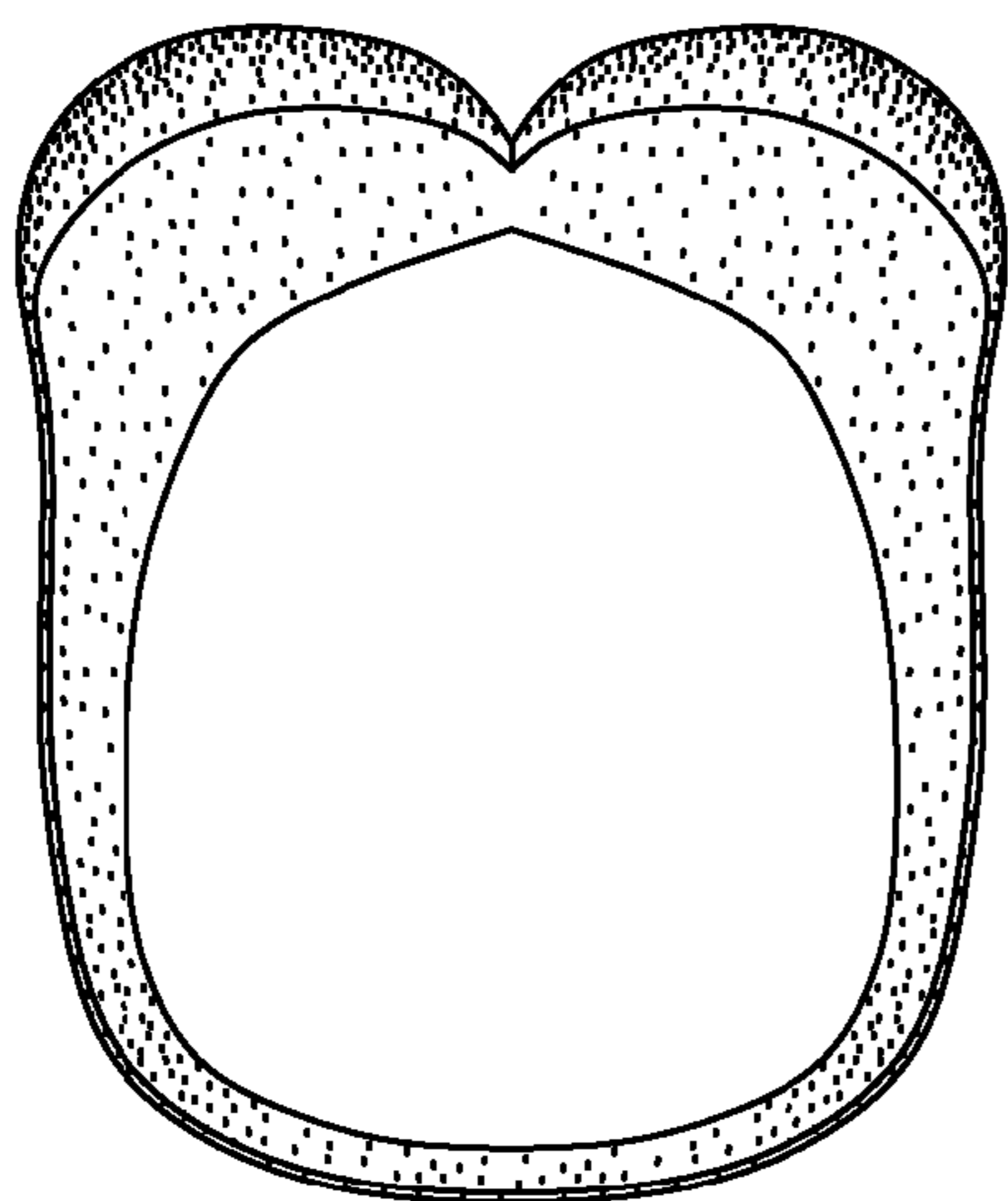


Fig. 6