



US00D610386S

(12) **United States Design Patent**
Kamdar

(10) **Patent No.:** **US D610,386 S**

(45) **Date of Patent:** **** Feb. 23, 2010**

(54) **ANGEL PILLOW**

(76) Inventor: **Amir B. Kamdar**, 3114 Watersview Dr.,
Sugarland, TX (US) 77478

(**) Term: **14 Years**

(21) Appl. No.: **29/314,746**

(22) Filed: **Apr. 24, 2009**

(51) **LOC (9) Cl.** **06-09**

(52) **U.S. Cl.** **D6/601; D6/599**

(58) **Field of Classification Search** D6/595-599,
D6/601, 604; 5/630, 633, 636, 637, 735,
5/652-656, 655.3, 655.9, 706, 910, 922,
5/420; D21/626

See application file for complete search history.

(56) **References Cited**

U.S. PATENT DOCUMENTS

D69,056 S *	12/1925	Schell	D21/626
1,867,422 A	7/1932	Shapiro	
D160,223 S	9/1950	Smith	
1,590,927 A	6/1988	Ducan et al	
4,763,369 A	8/1988	Spector	
4,867,729 A	9/1989	Weinman et al.	
D312,676 S	12/1990	Lindsay	
D316,735 S	5/1991	Burnette et al.	
D390,402 S *	2/1998	Pirraglia et al.	D6/599
D390,403 S *	2/1998	Pirraglia et al.	D6/599
D417,707 S	12/1999	Gilford	

D504,268 S *	4/2005	Valeri	D6/599
D506,898 S *	7/2005	Valeri	D6/599
D541,570 S *	5/2007	Nguyen	D6/598
D542,363 S *	5/2007	Palmer	D21/621
D559,027 S *	1/2008	Kamdar	D6/599
D595,528 S *	7/2009	Kamdar	D6/601

* cited by examiner

Primary Examiner—Janice E Seeger
Assistant Examiner—Zenia I Bennett

(57) **CLAIM**

The ornamental design for a angle pillow, as shown and described.

DESCRIPTION

FIG. 1 is a front elevational view of a angle pillow showing my new design;

FIG. 2 is a rear elevational view thereof;

FIG. 3 is a top plan view thereof;

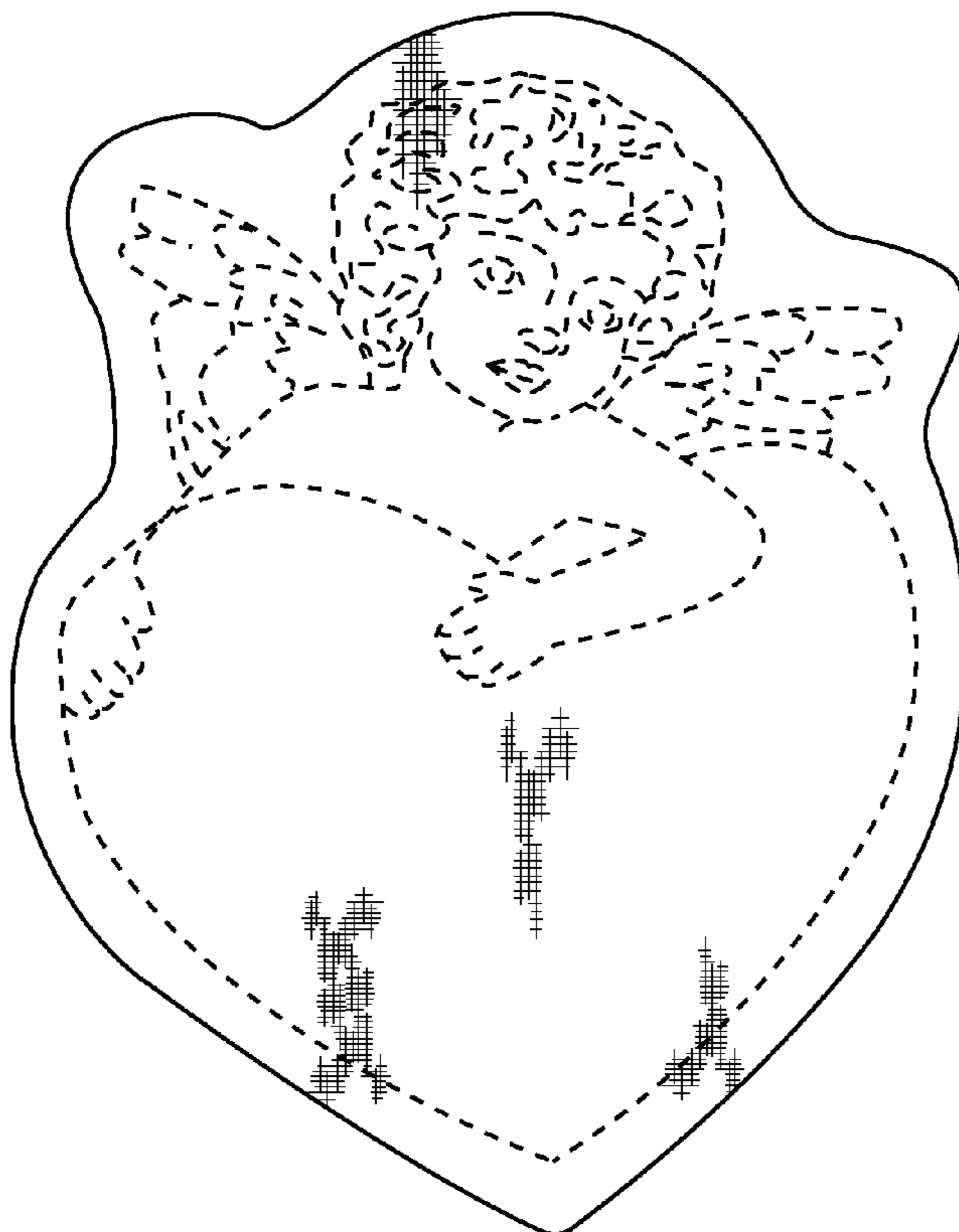
FIG. 4 is a bottom plan view thereof;

FIG. 5 is a left side elevational view thereof; and,

FIG. 6 is a right side elevational view thereof.

The indicia or broken lines shown on the figures are for illustrative purposes only and are hereby disclaimed as forming no part of Applicant's claimed invention.

1 Claim, 2 Drawing Sheets



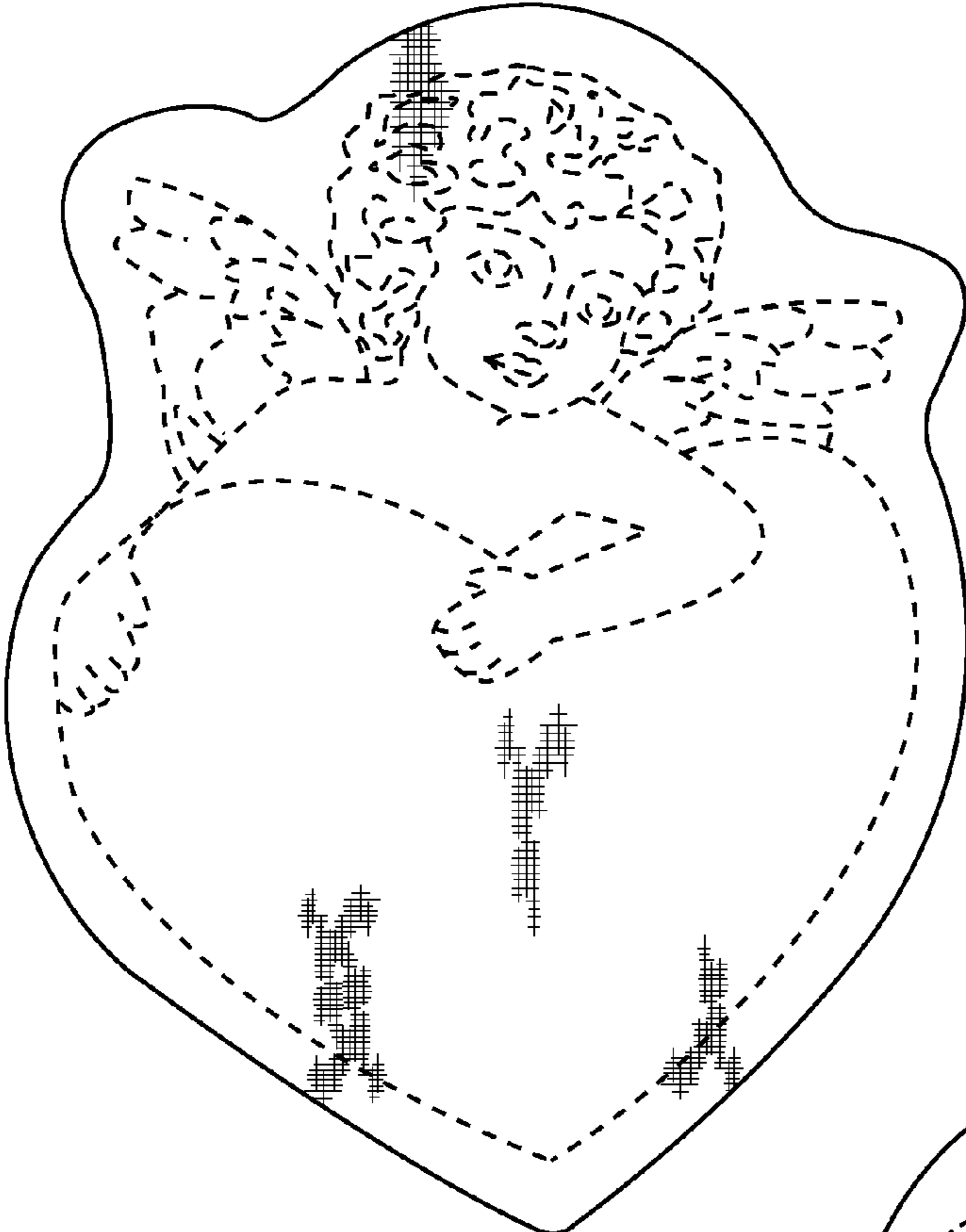


Fig. 1

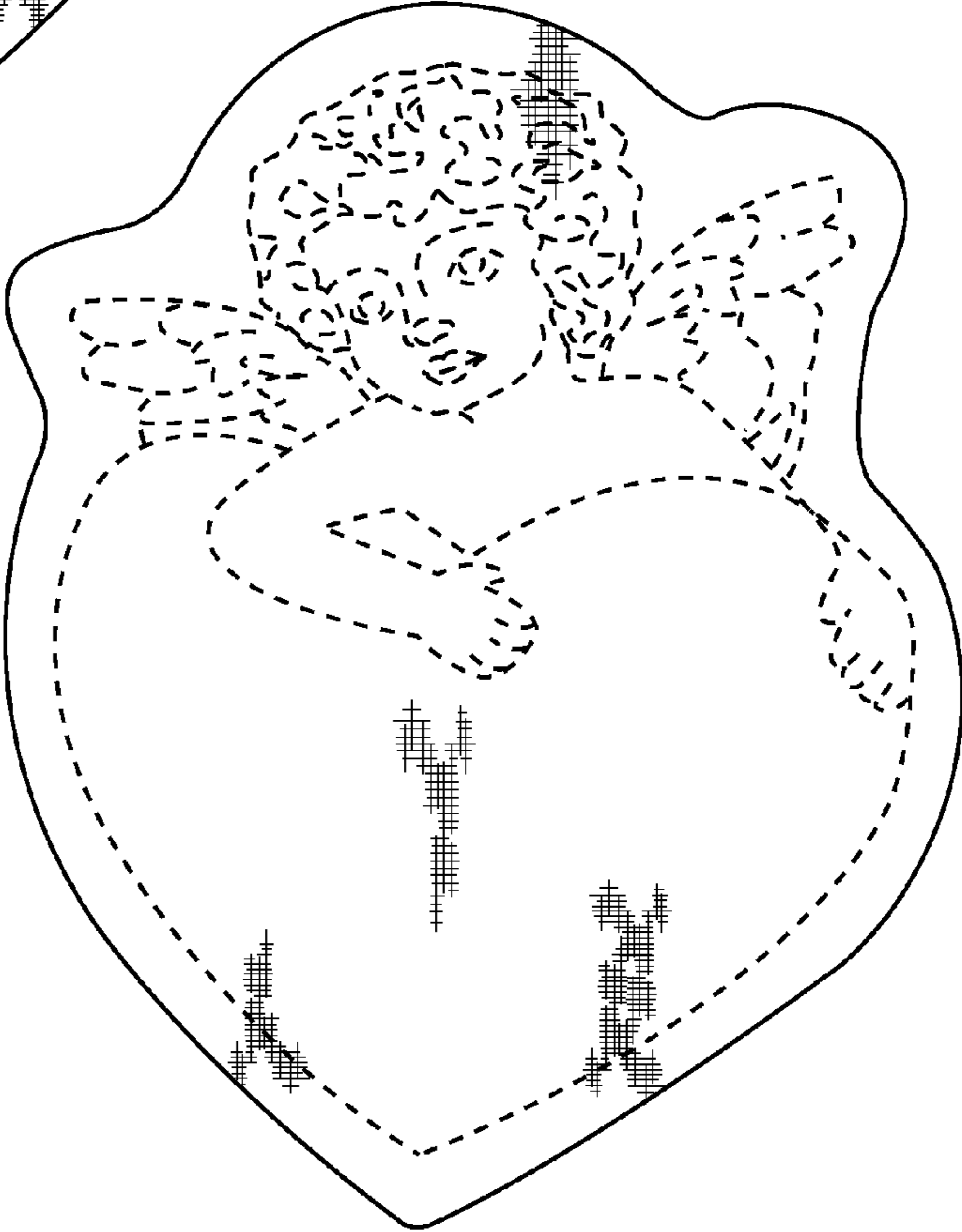


Fig. 2

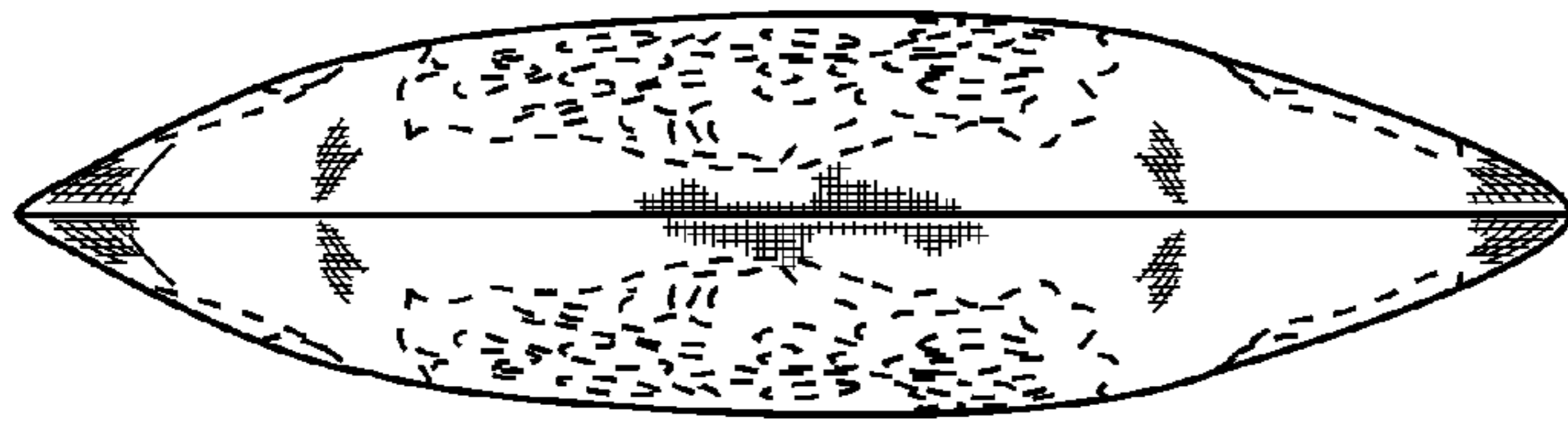


Fig. 3

Fig. 4

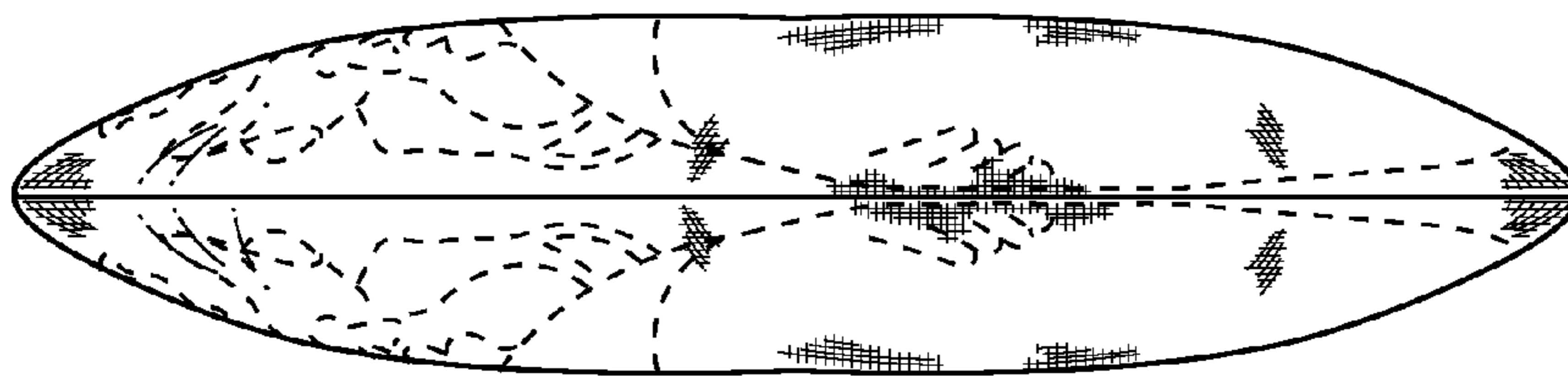
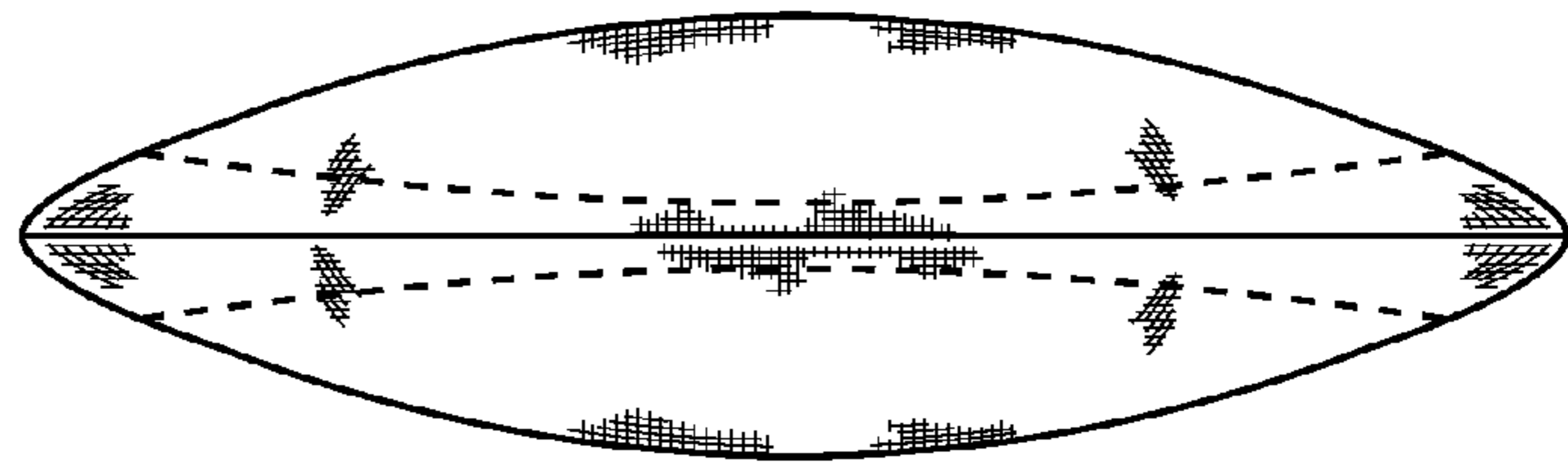


Fig. 5

Fig. 6

