



US00D610384S

(12) **United States Design Patent**
Chen

(10) **Patent No.:** **US D610,384 S**

(45) **Date of Patent:** **** Feb. 23, 2010**

(54) **STORING FRAME FOR CUP-LIKE OBJECT**

(76) **Inventor:** **Fang-Yin Chen**, 235 Chung - Ho Box
8-24, Taipei (TW)

(**) **Term:** **14 Years**

(21) **Appl. No.:** **29/336,338**

(22) **Filed:** **May 1, 2009**

(51) **LOC (9) Cl.** **06-04**

(52) **U.S. Cl.** **D6/566**

(58) **Field of Classification Search** D6/515,
D6/516, 517, 566, 552, 553, 567, 535; D7/701;
206/499; 211/13.1, 49.1, 59.1, 125, 181.1,
211/85.11, 106

See application file for complete search history.

(56) **References Cited**

U.S. PATENT DOCUMENTS

- D8,373 S * 6/1875 Baker D6/566
- D28,589 S * 5/1898 Wedmore D6/566
- D121,250 S * 6/1940 Payne D6/566

- D247,626 S * 3/1978 Riches D6/566
- D250,776 S * 1/1979 Hard D6/566
- 4,421,238 A * 12/1983 Patton 211/85.11

* cited by examiner

Primary Examiner—Brian N Vinson

(57) **CLAIM**

The ornamental design for a storing frame for cup-like object, as shown and described.

DESCRIPTION

FIG. 1 is a perspective view of a storing frame for cup-like object showing my new design

FIG. 2 is a front elevational view thereof

FIG. 3 is a rear elevational view thereof.

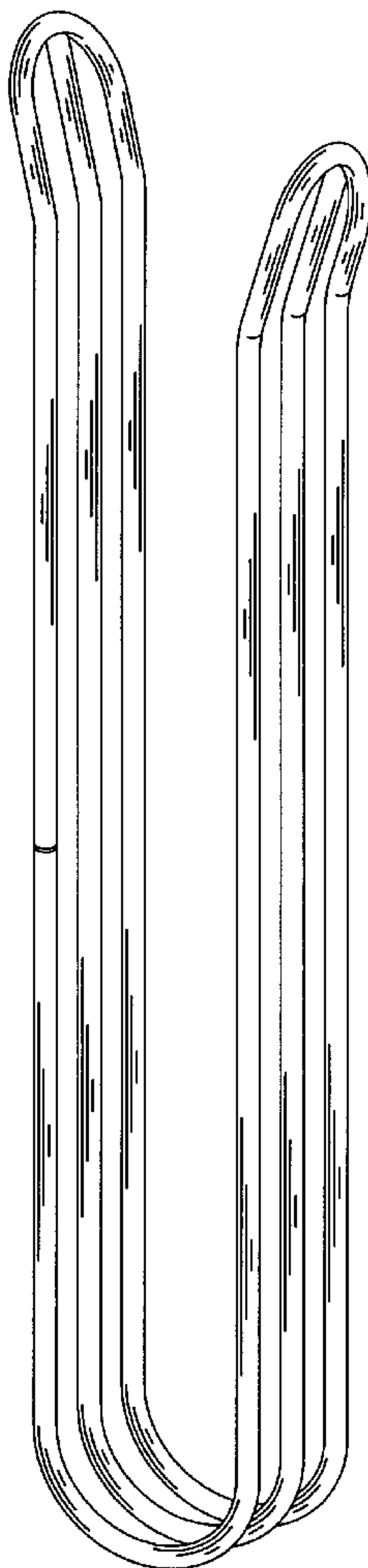
FIG. 4 is a left side view thereof

FIG. 5 is a right side view thereof

FIG. 6 is a top plan view thereof; and,

FIG. 7 is a bottom plan view thereof.

1 Claim, 4 Drawing Sheets



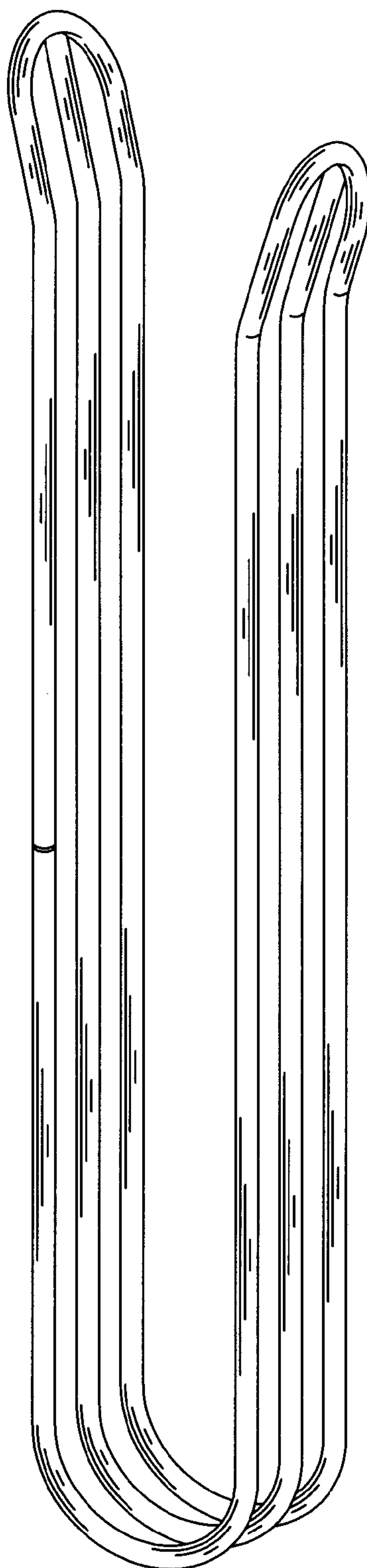


FIG. 1

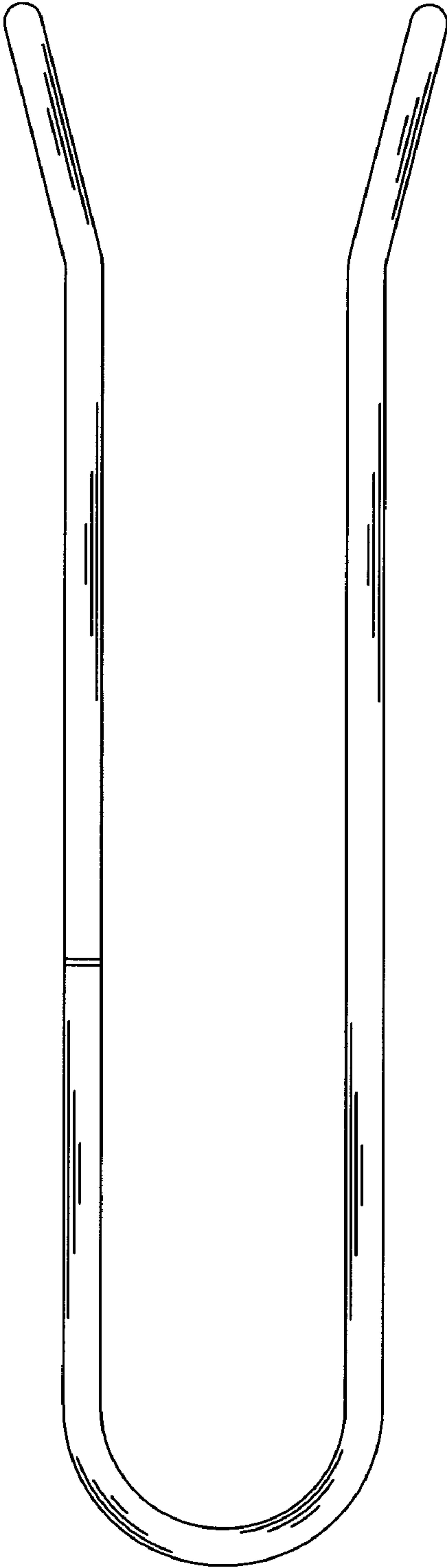


FIG. 2

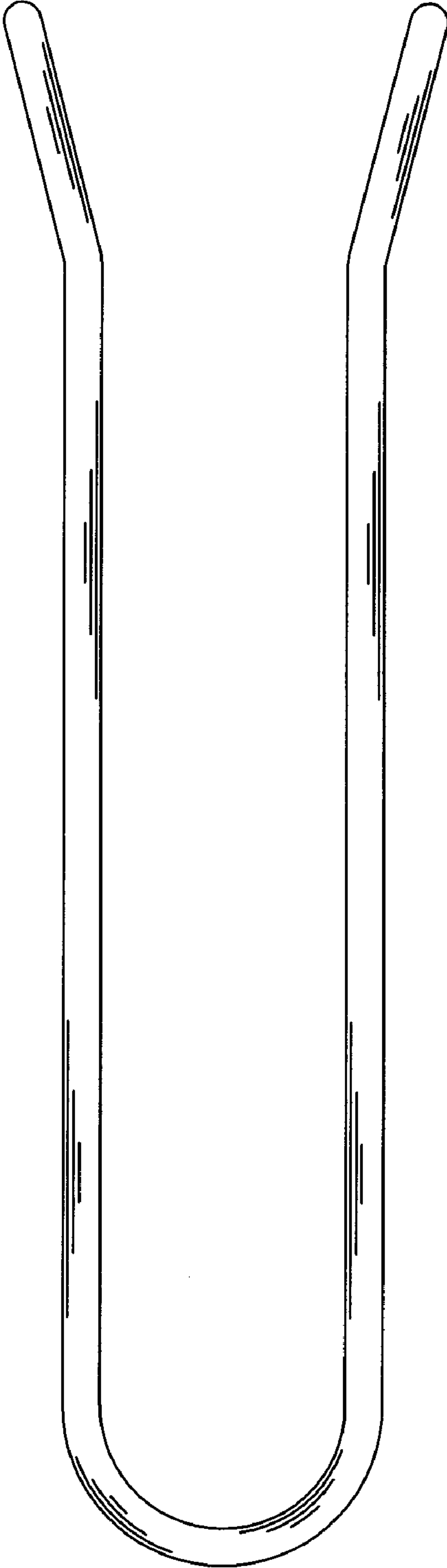


FIG. 3

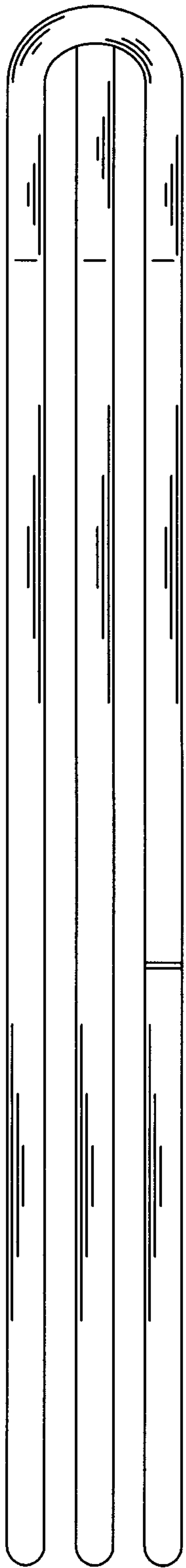


FIG. 4

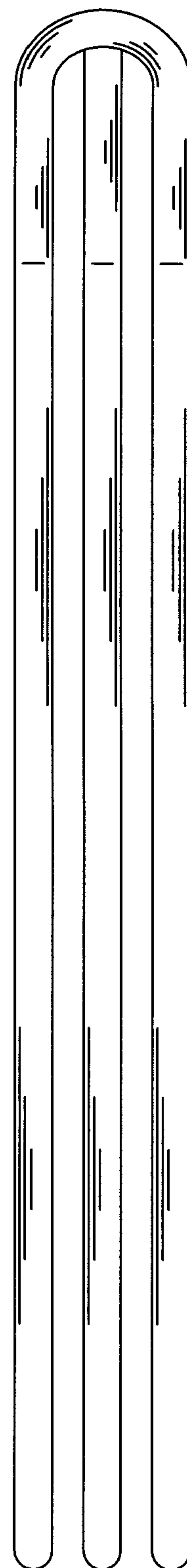


FIG. 5




FIG. 6




FIG. 7