



US00D610380S

(12) **United States Design Patent**
Momeny

(10) **Patent No.:** **US D610,380 S**

(45) **Date of Patent:** **** Feb. 23, 2010**

(54) **TABLE TOP**

(76) Inventor: **Blash Momeny**, 22495 Deerbrook,
Mission Viejo, CA (US) 92692

(**) Term: **14 Years**

(21) Appl. No.: **29/337,984**

(22) Filed: **Jun. 2, 2009**

(51) **LOC (9) Cl.** **06-06**

(52) **U.S. Cl.** **D6/511; D6/482**

(58) **Field of Classification Search** D6/480-489,
D6/429-431, 511, 406.3; 108/150, 152,
108/153.1, 157.1, 161, 43; D7/698; D21/397,
D21/484

See application file for complete search history.

(56) **References Cited**

U.S. PATENT DOCUMENTS

D343,083	S	*	1/1994	Heiman	D6/511
5,676,068	A		10/1997	Kallander		
D389,680	S	*	1/1998	Moore	D6/511
D395,969	S	*	7/1998	Barlow-Lawson	D6/511
D440,798	S	*	4/2001	Kuhlman et al.	D6/511

D442,795	S	*	5/2001	Holt	D6/406.3
6,622,643	B1		9/2003	Velde		
D484,340	S	*	12/2003	Barlow-Lawson	D6/511

* cited by examiner

Primary Examiner—Janice E Seeger

(74) *Attorney, Agent, or Firm*—George P. White

(57) **CLAIM**

The ornamental design for table top, substantially as shown and described.

DESCRIPTION

FIG. 1 is a perspective view showing my new design for a table top:

FIG. 2 is top plan view thereof;

FIG. 3 is a front elevational view thereof;

FIG. 4 is a rear elevational view thereof; and,

FIG. 5 is a right side elevation view thereof, it is also representative the mirror image left side.

The bottom forms no part of the claimed design.

1 Claim, 2 Drawing Sheets




Fig. 1

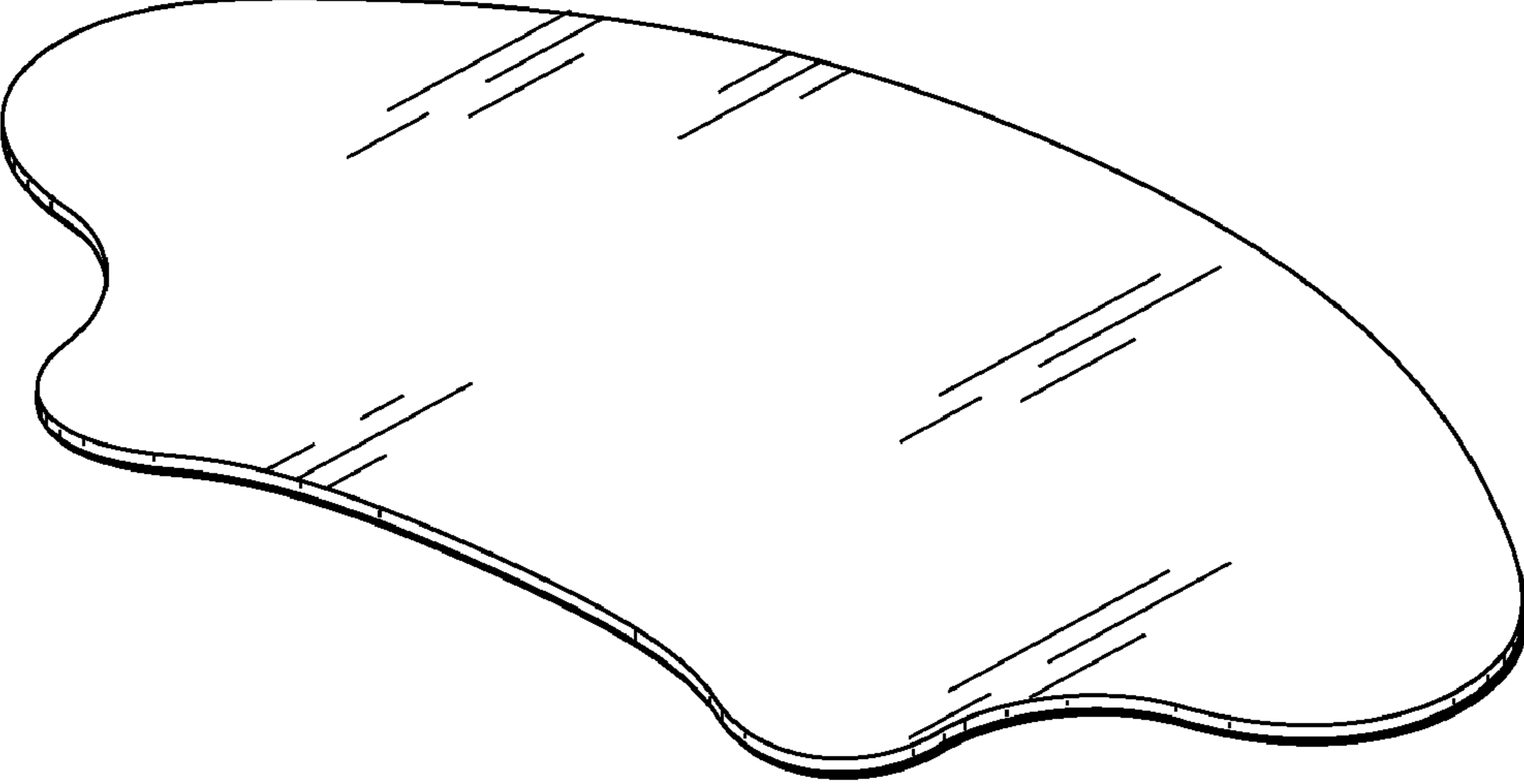


Fig. 2

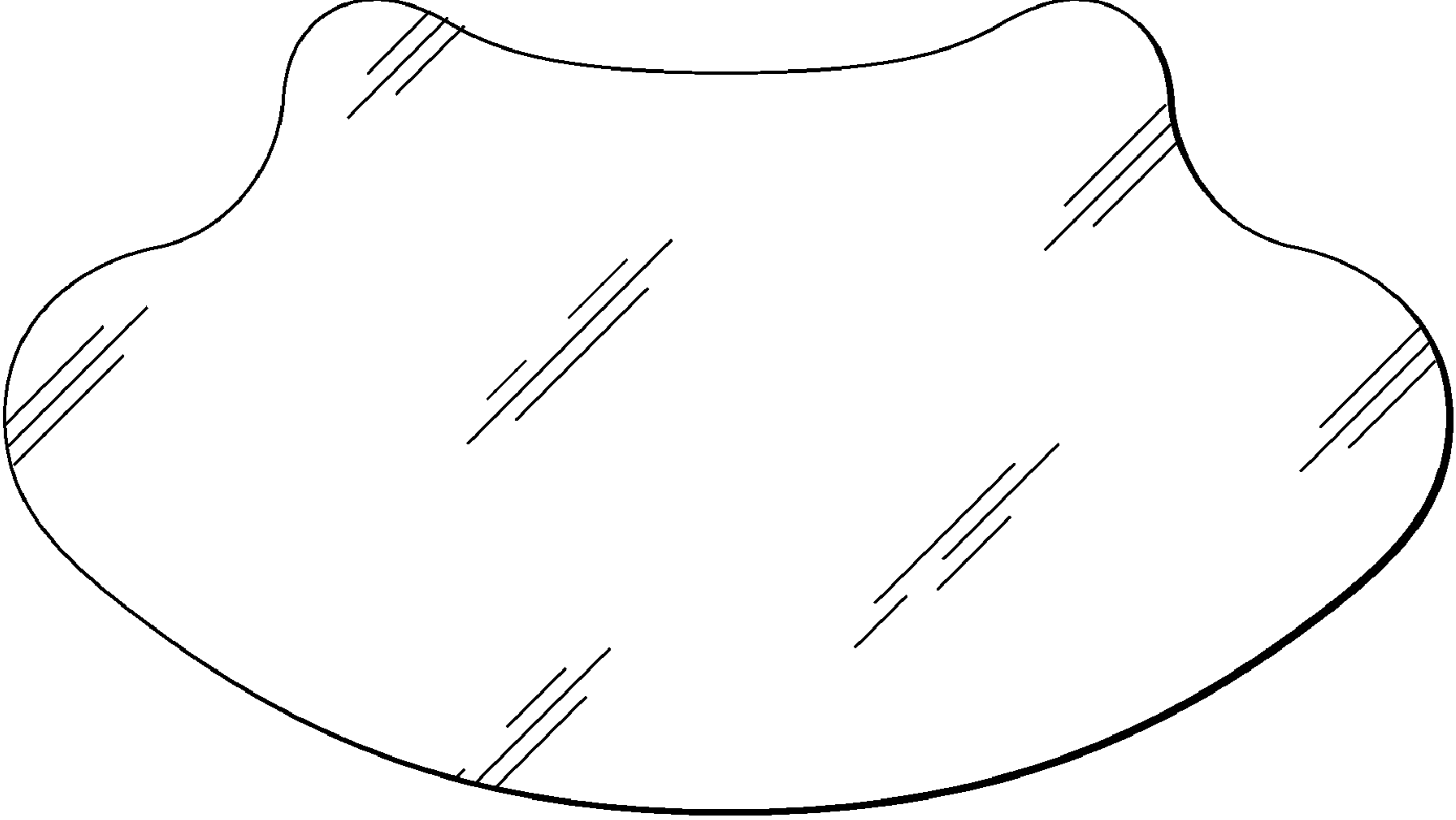


Fig. 3



Fig. 4



Fig. 5

