



US00D610367S

(12) **United States Design Patent**  
**Mandel**

(10) **Patent No.:** **US D610,367 S**

(45) **Date of Patent:** **\*\* Feb. 23, 2010**

(54) **MULTIPLE USE FREE STANDING  
ACCESSORY HOLDER**

(76) Inventor: **SaraLynn Mandel**, 117 June Ct.,  
Thousand Oaks, CA (US) 91360

(\*\*) Term: **14 Years**

(21) Appl. No.: **29/293,606**

(22) Filed: **Dec. 3, 2007**

(51) **LOC (9) Cl.** ..... **06-04**

(52) **U.S. Cl.** ..... **D6/411; D19/77**

(58) **Field of Classification Search** ..... D6/436,  
D6/408, 411, 432, 446, 438; 312/204; 211/13,  
211/57.1; D19/75, 77-79

See application file for complete search history.

(56) **References Cited**

**U.S. PATENT DOCUMENTS**

|              |         |           |       |        |
|--------------|---------|-----------|-------|--------|
| D328,398 S * | 8/1992  | Benedetto | ..... | D6/436 |
| D396,113 S * | 7/1998  | Horton    | ..... | D25/16 |
| D423,113 S * | 4/2000  | Horton    | ..... | D25/16 |
| D424,701 S * | 5/2000  | Horton    | ..... | D25/18 |
| D435,113 S * | 12/2000 | Horton    | ..... | D25/16 |
| D443,069 S * | 5/2001  | Horton    | ..... | D25/16 |
| D445,912 S * | 7/2001  | Cohn      | ..... | D25/16 |
| D462,779 S * | 9/2002  | Knoettgen | ..... | D25/16 |
| D462,780 S * | 9/2002  | Cohn      | ..... | D25/16 |
| D463,035 S * | 9/2002  | Knoettgen | ..... | D25/16 |
| D463,571 S * | 9/2002  | Cohn      | ..... | D25/16 |
| D463,572 S * | 9/2002  | Knoettgen | ..... | D25/16 |

|                |         |               |       |           |
|----------------|---------|---------------|-------|-----------|
| D494,682 S *   | 8/2004  | Baxter et al. | ..... | D25/16    |
| D515,845 S *   | 2/2006  | Reeves et al. | ..... | D6/471    |
| D518,686 S *   | 4/2006  | Johnson       | ..... | D7/631    |
| 7,101,000 B2 * | 9/2006  | DeMars        | ..... | 312/140.2 |
| D551,878 S *   | 10/2007 | Cohen         | ..... | D6/442    |
| D572,043 S *   | 7/2008  | Suzuki        | ..... | D6/457    |
| D572,311 S *   | 7/2008  | Curless       | ..... | D19/91    |

\* cited by examiner

*Primary Examiner*—Elizabeth A Albert  
*Assistant Examiner*—Kelley A Donnelly

(57) **CLAIM**

I claim the ornamental design for a multiple use free standing accessory holder, as shown and described.

**DESCRIPTION**

FIG. 1 is a front perspective view of a multiple use free standing accessory holder in accordance with the present invention;

FIG. 2 is a top plan view thereof;

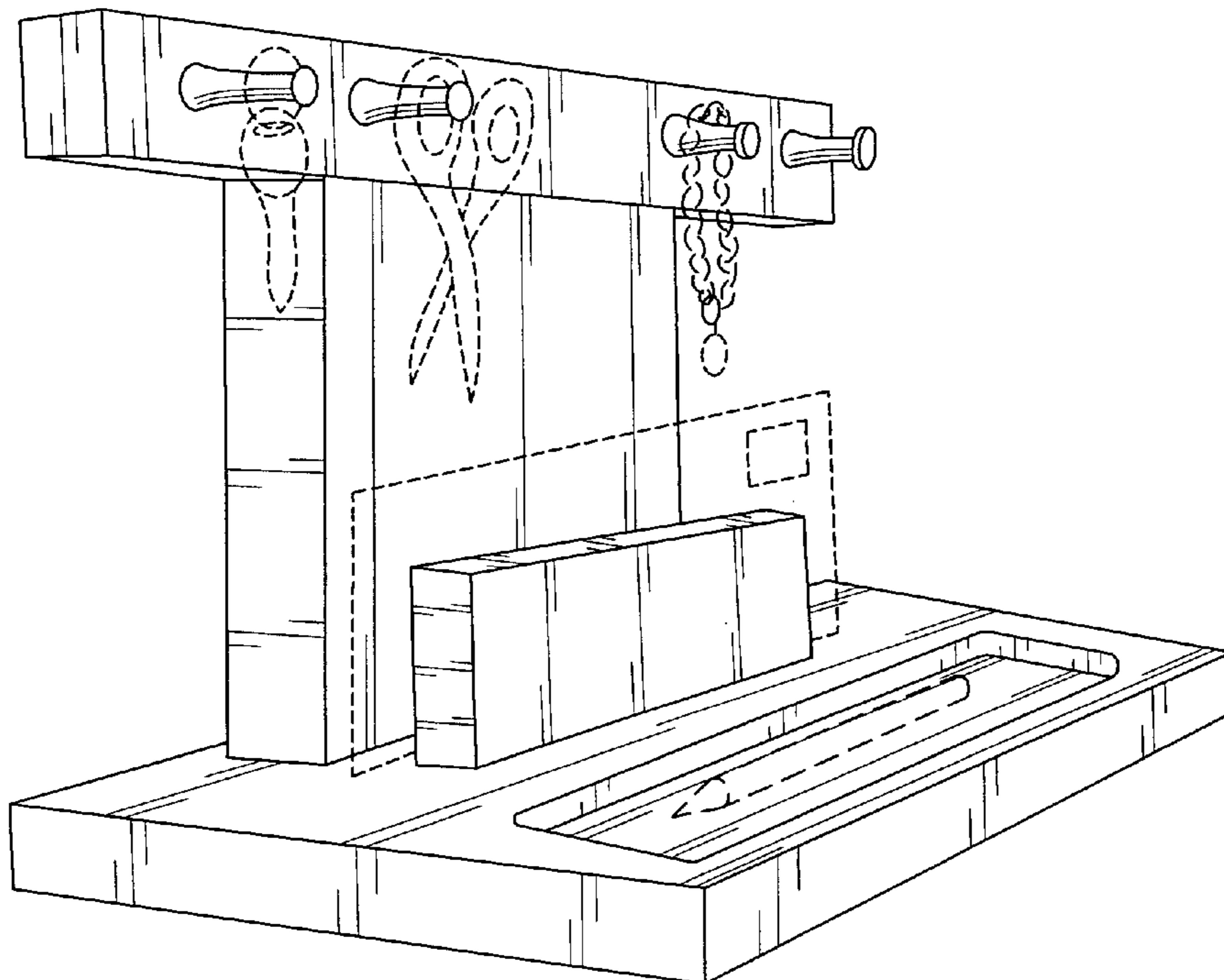
FIG. 3 is a front elevation view thereof;

FIG. 4 is a right side elevation view thereof, the opposite side being a mirror image; and,

FIG. 5 is a rear elevation view thereof.

The broken lines showing scissors, a pencil, a necklace, and keys are for environmental purposes only and form no part of the claimed design.

**1 Claim, 5 Drawing Sheets**



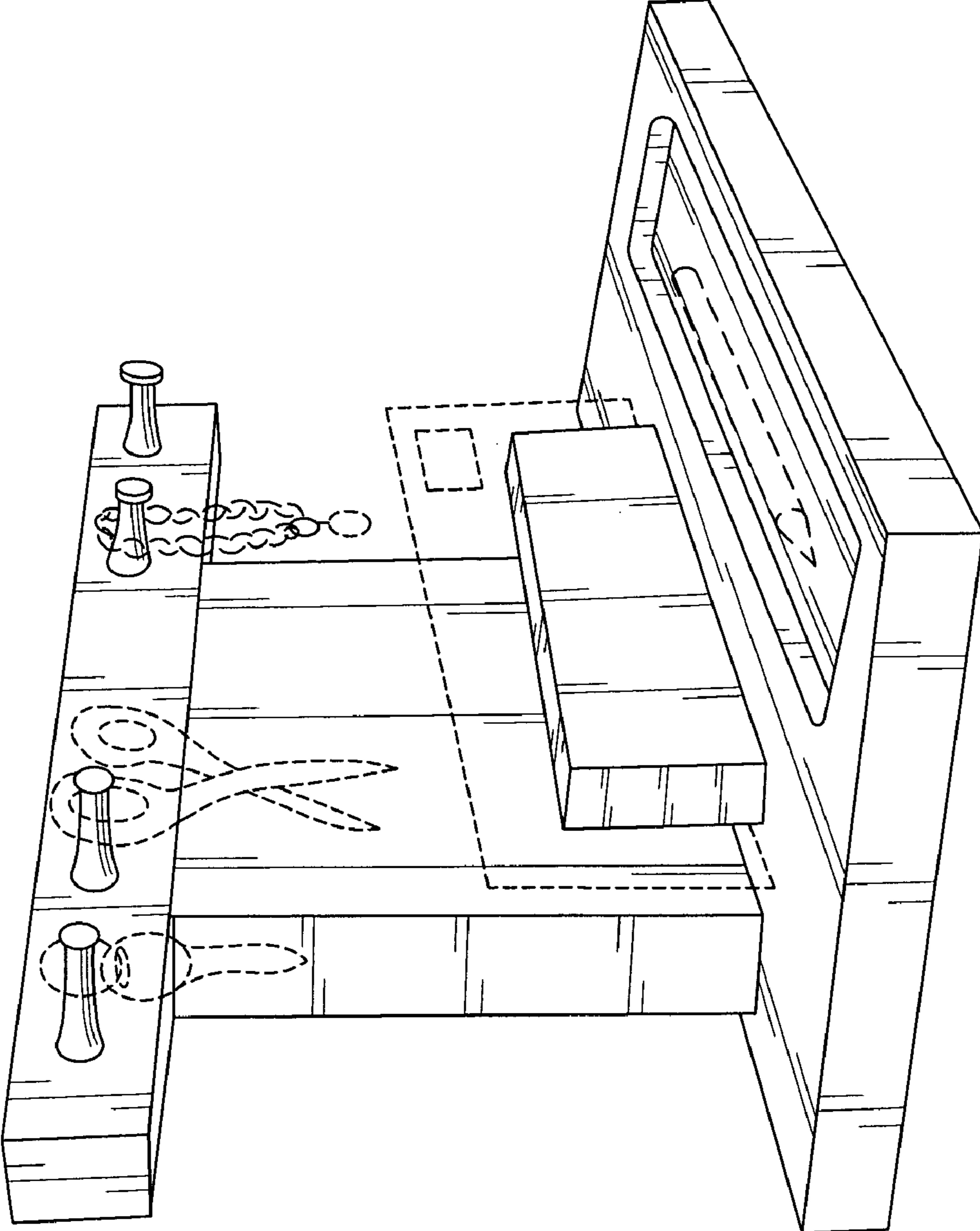


FIG. 1

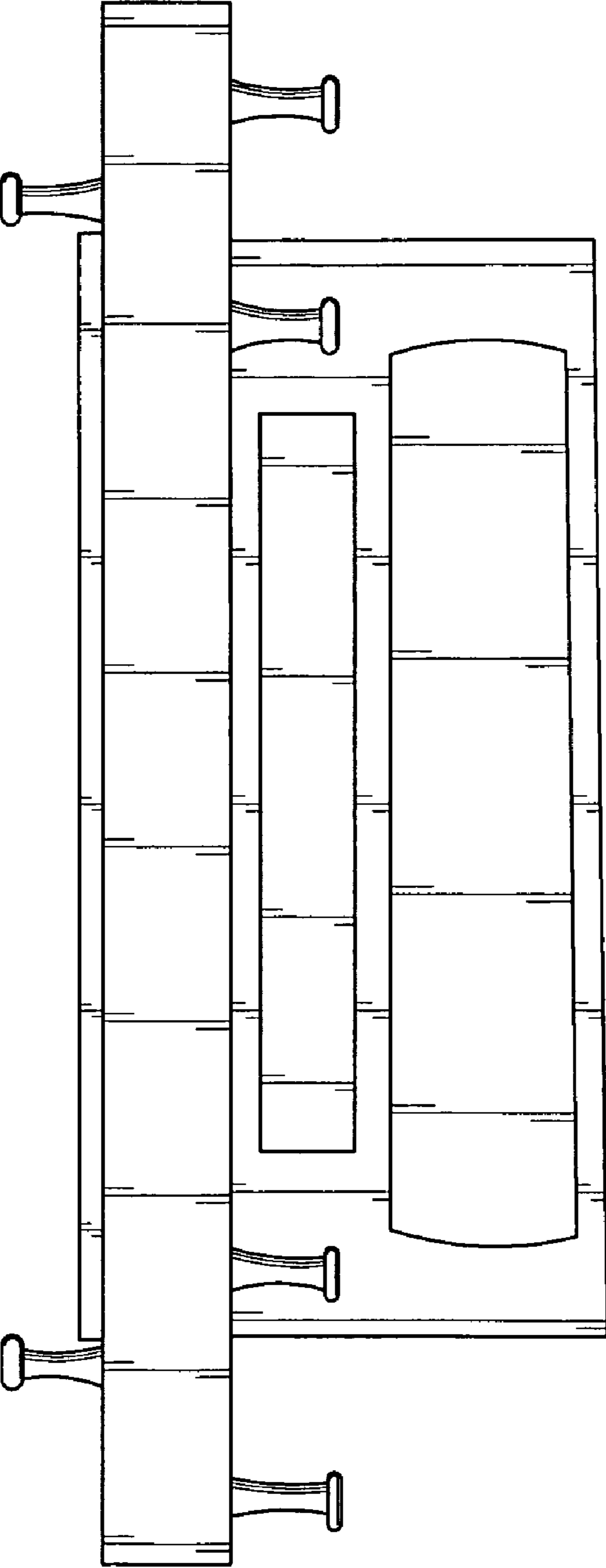


FIG. 2

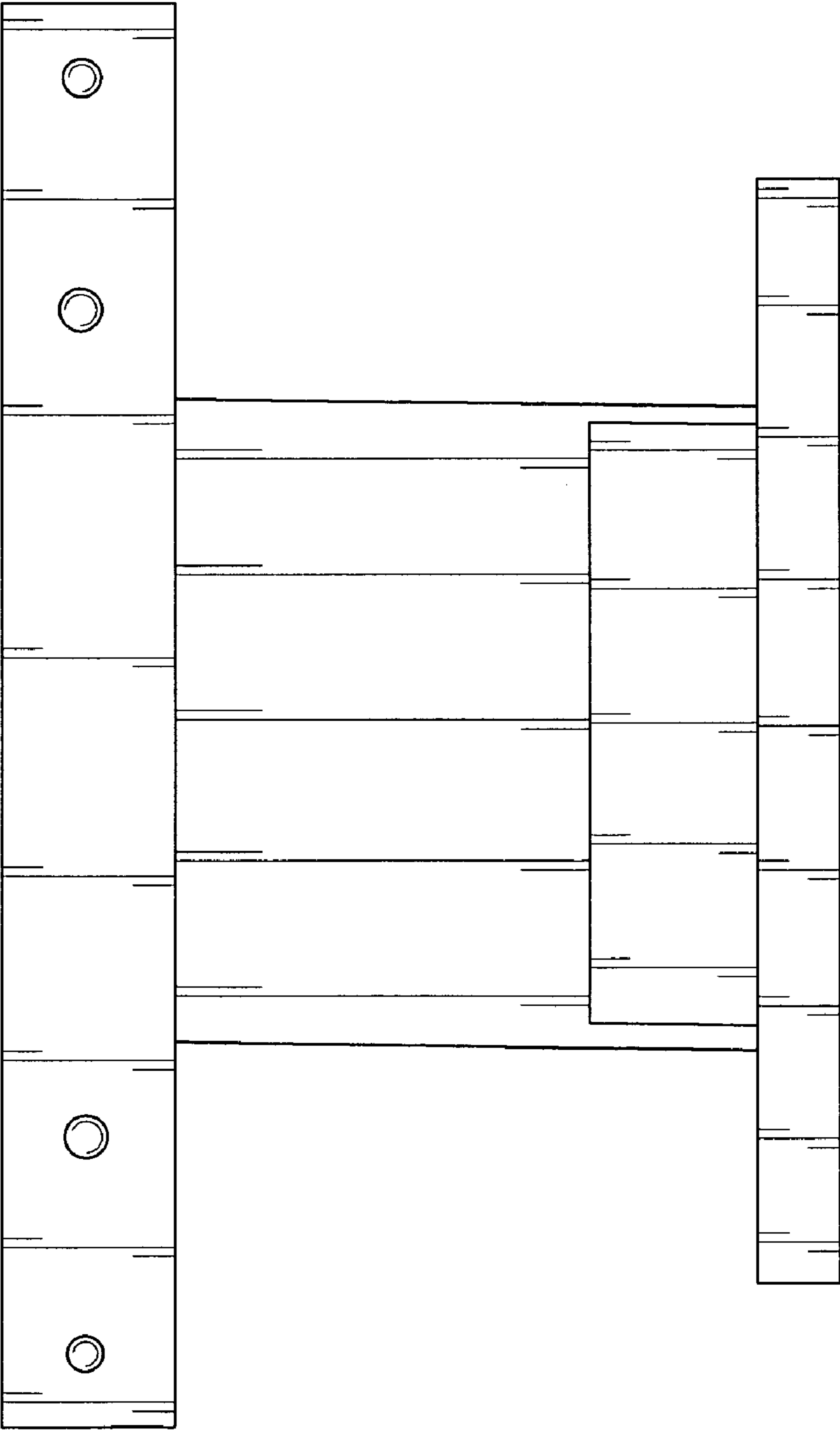


FIG. 3

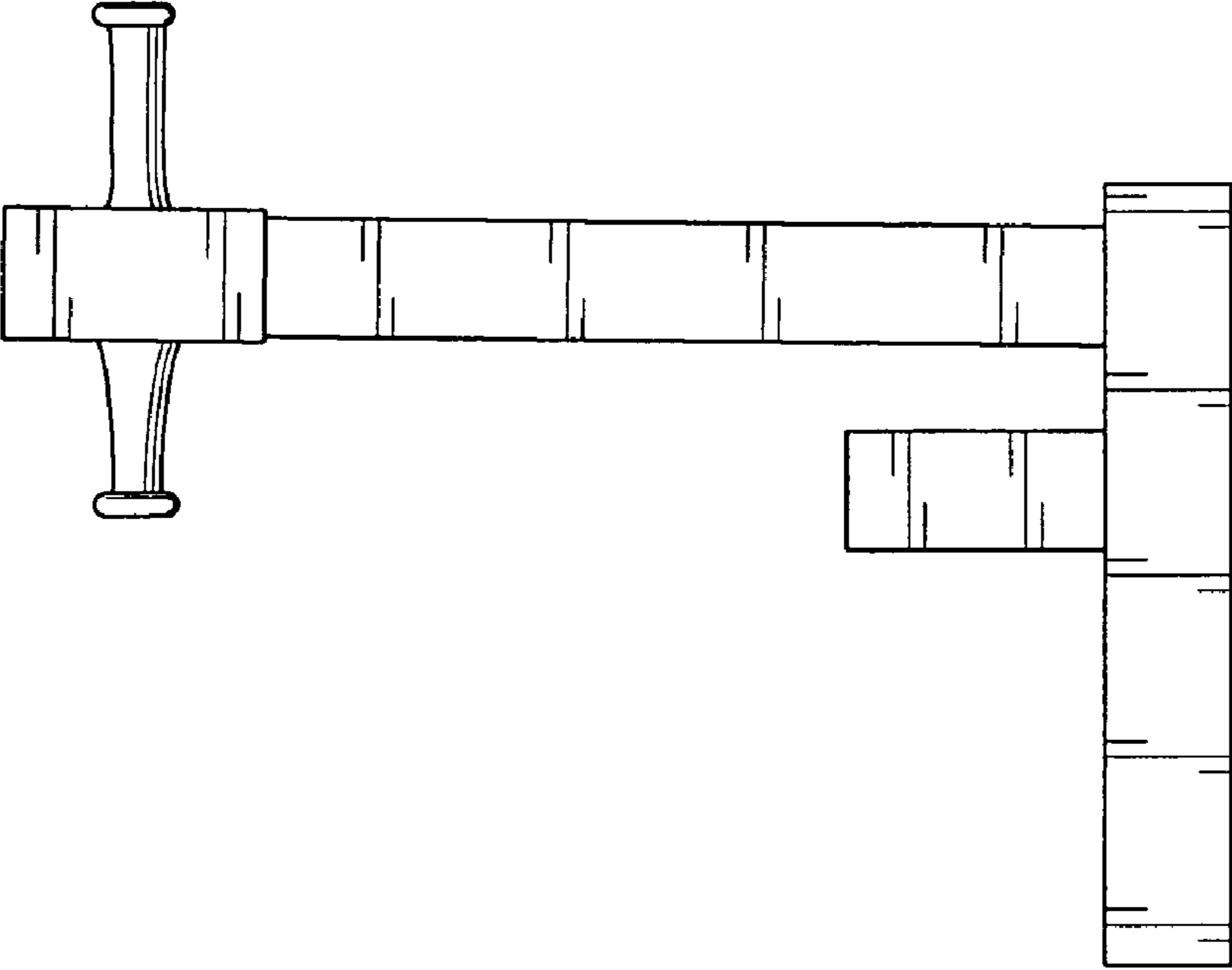


FIG. 4

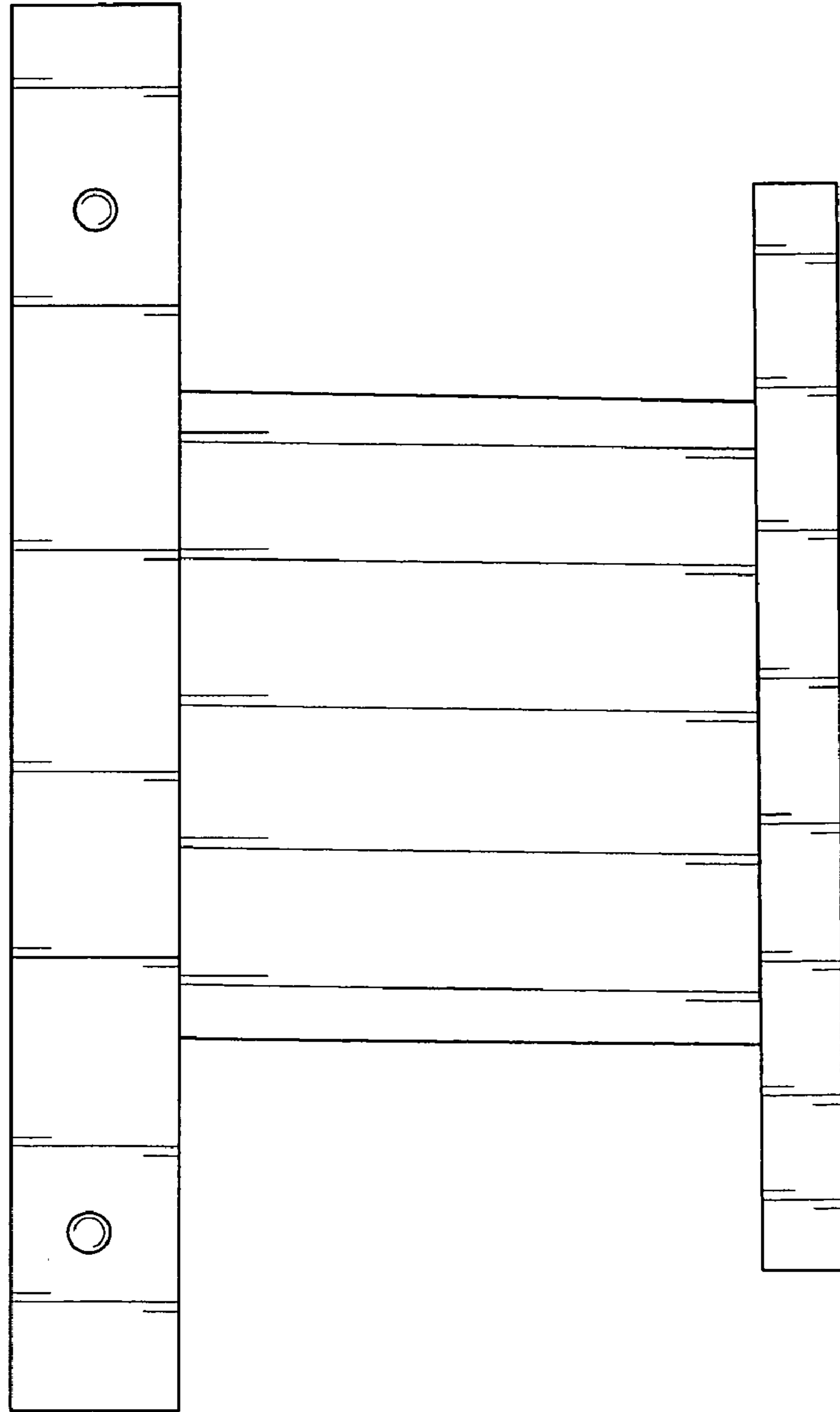


FIG. 5