



US00D610365S

(12) **United States Design Patent**  
**Young-il et al.**

(10) **Patent No.:** **US D610,365 S**

(45) **Date of Patent:** **\*\* Feb. 23, 2010**

(54) **BENCH**

(75) Inventors: **Ro Young-il**, Seoul (KR); **Karim Rashid**, New York, NY (US)

(73) Assignee: **Yekun Industrial Co., Ltd.** (KR)

(\*\*) Term: **14 Years**

(21) Appl. No.: **29/340,417**

(22) Filed: **Jul. 17, 2009**

(51) **LOC (9) Cl.** ..... **06-01**

(52) **U.S. Cl.** ..... **D6/375; D6/364**

(58) **Field of Classification Search** ..... D6/334,  
D6/335, 336, 355, 364, 365, 375, 376, 381,  
D6/500-502; 297/445.1, 446.1, 451.4, 452.12,  
297/452.19

See application file for complete search history.

(56) **References Cited**

**U.S. PATENT DOCUMENTS**

D211,169 S \* 5/1968 Dwyer ..... D6/364  
D226,153 S \* 1/1973 Boak ..... D6/361

D226,793 S \* 5/1973 Watamura ..... D6/364  
D242,310 S \* 11/1976 Fister ..... D6/375  
D264,898 S \* 6/1982 Baker et al. .... D6/364  
D287,551 S \* 1/1987 Lewis ..... D6/364

\* cited by examiner

*Primary Examiner*—Mimosa De

(74) *Attorney, Agent, or Firm*—Rader, Fishman & Grauer PLLC

(57) **CLAIM**

The ornamental design for a bench, as shown and described.

**DESCRIPTION**

FIG. 1 is a perspective view of a bench.

FIG. 2 is a front view of a bench.

FIG. 3 is a back view of a bench.


FIG. 4 is a left side view of a bench.


FIG. 5 is a right side view of a bench.

FIG. 6 is a top view of a bench; and,

FIG. 7 is a bottom view of a bench.

**1 Claim, 4 Drawing Sheets**





*FIG. 1*




FIG. 2




FIG. 3




FIG. 4

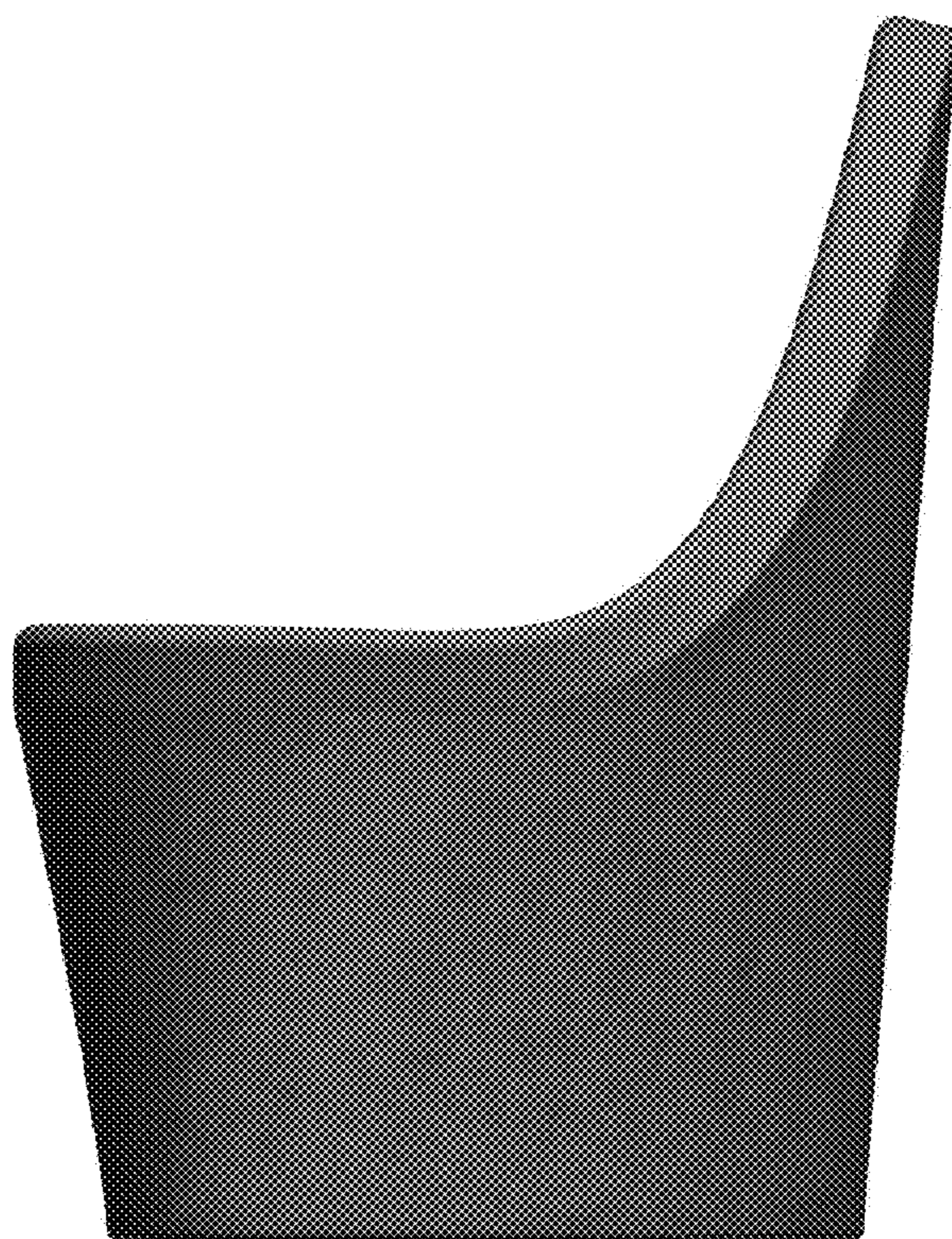


FIG. 5




FIG. 6




FIG. 7