



US00D610359S

(12) **United States Design Patent**
Young-il et al.

(10) **Patent No.:** **US D610,359 S**

(45) **Date of Patent:** **** Feb. 23, 2010**

(54) **BENCH**

(75) Inventors: **Ro Young-il**, Seoul (KR); **Karim Rashid**, New York, NY (US)

(73) Assignee: **Yekun Industrial Co., Ltd** (KR)

(**) Term: **14 Years**

(21) Appl. No.: **29/340,416**

(22) Filed: **Jul. 17, 2009**

(51) **LOC (9) Cl.** **06-01**

(52) **U.S. Cl.** **D6/355**

(58) **Field of Classification Search** D6/334–336,
D6/349–351, 355, 364, 365, 482, 486, 491,
D6/495, 500–502; 297/423.1, 423.39, 423.41,
297/461, 462

See application file for complete search history.

(56) **References Cited**

U.S. PATENT DOCUMENTS

3,536,359 A * 10/1970 Amos 297/462
D264,898 S * 6/1982 Baker et al. D6/364
D279,059 S * 6/1985 Tekel D6/482

4,929,025 A * 5/1990 Lu 297/461
D421,535 S * 3/2000 Swensson et al. D6/486
D456,181 S * 4/2002 Swensson et al. D6/486
D498,067 S * 11/2004 Van Dyke D6/355

* cited by examiner

Primary Examiner—Mimosa De

(74) *Attorney, Agent, or Firm*—Rader, Fishman & Grauer
PLLC

(57) **CLAIM**

The ornamental design for a bench, as shown and described.

DESCRIPTION

FIG. 1 is a perspective view of a bench.

FIG. 2 is a front view of a bench.

FIG. 3 is a back view of a bench.


FIG. 4 is a left side view of a bench.

FIG. 5 is a right side view of a bench.

FIG. 6 is a top view of a bench; and,

FIG. 7 is a bottom view of a bench.

1 Claim, 4 Drawing Sheets






FIG. 1




FIG. 2




FIG. 3




FIG. 4




FIG. 5

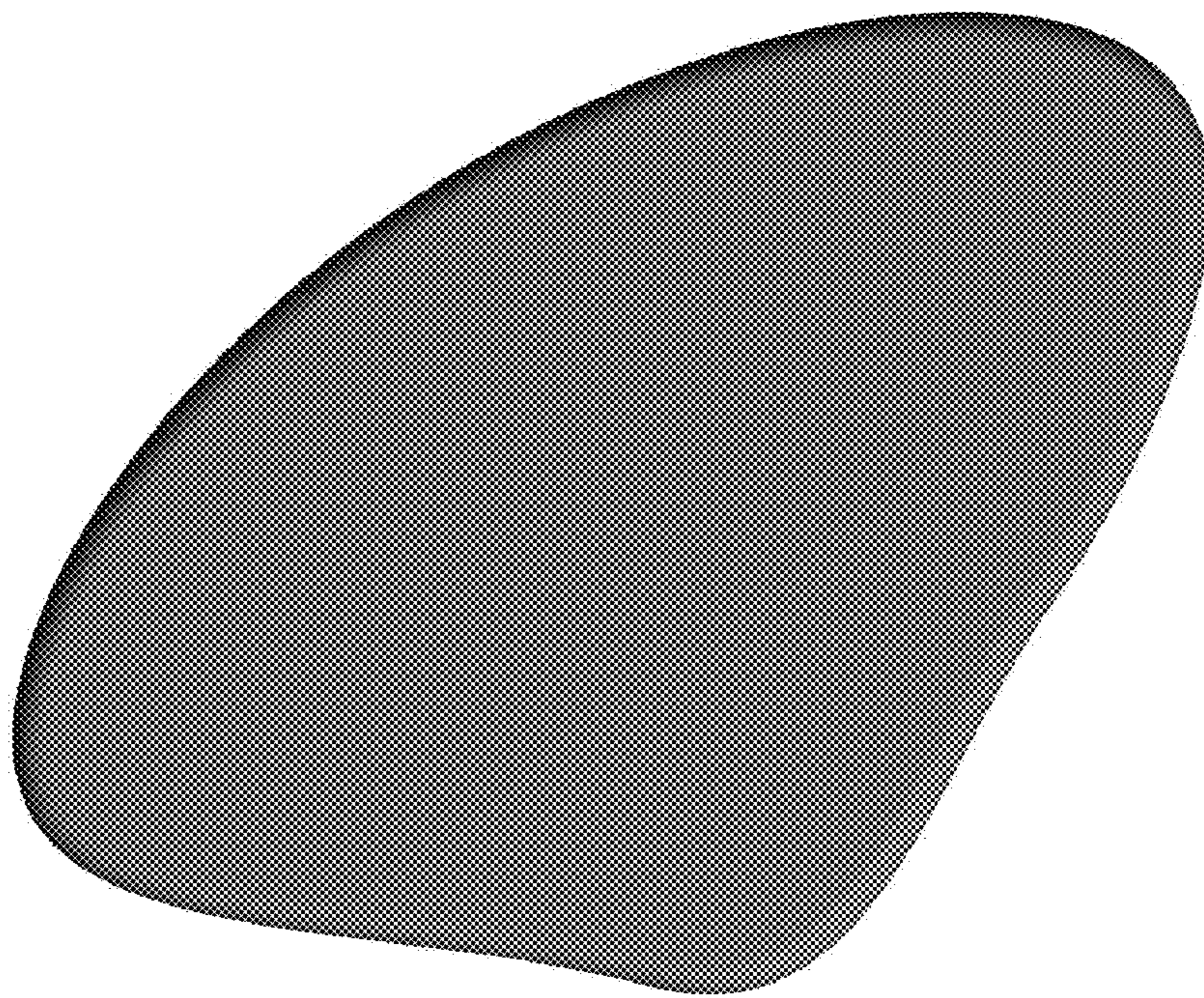


FIG. 6

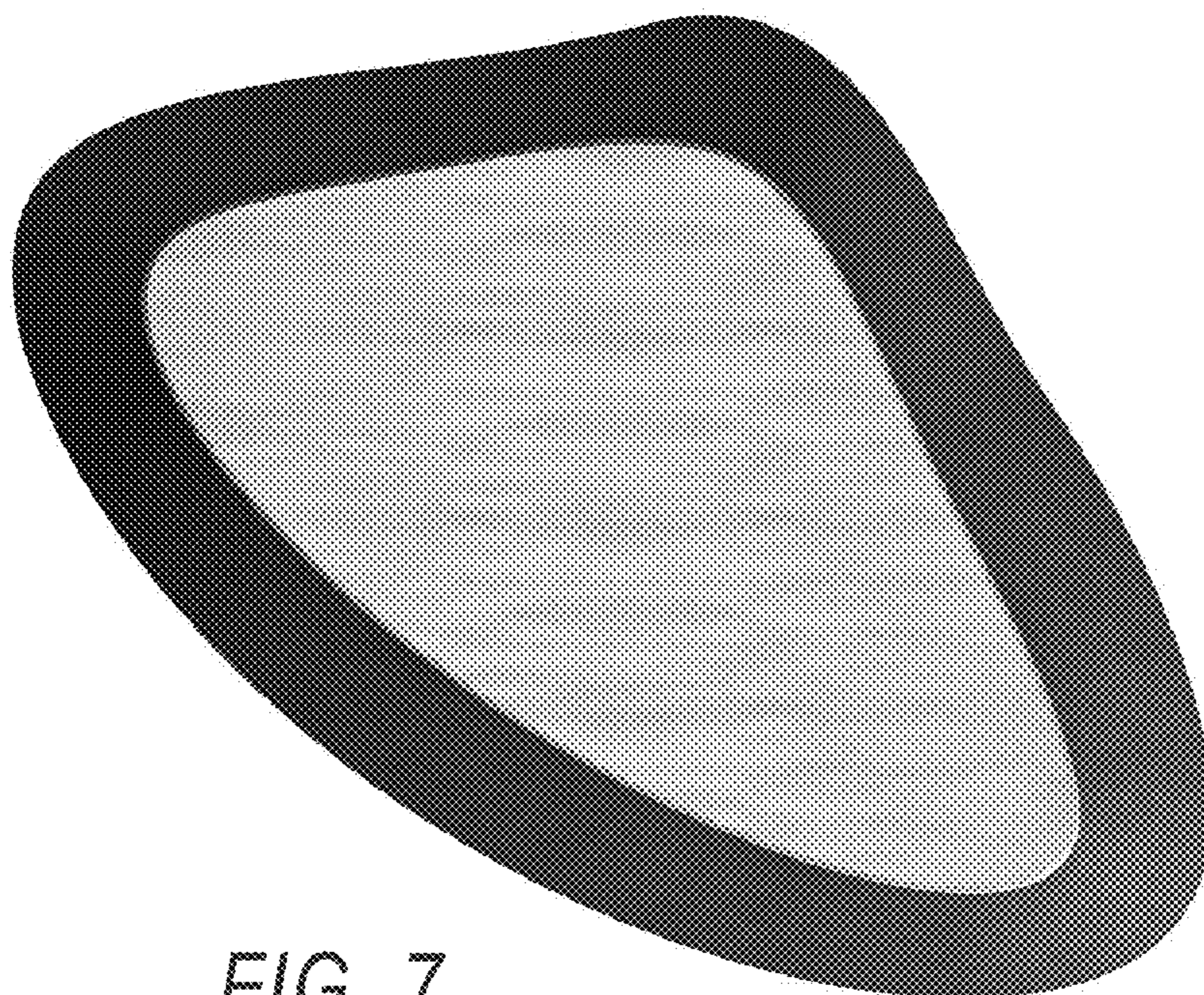


FIG. 7