



US00D610357S

(12) **United States Design Patent**  
**Gillett et al.**

(10) **Patent No.:** **US D610,357 S**

(45) **Date of Patent:** **\*\* Feb. 23, 2010**

(54) **PLAYPEN**

(75) Inventors: **Sharon A. Gillett**, Salem, OR (US);  
**Jonathan Pacella**, Coatesville, PA (US)

(73) Assignee: **Wonderland NurseryGoods Co., Ltd.**,  
Taipei (TW)

(\*\*) Term: **14 Years**

(21) Appl. No.: **29/309,412**

(22) Filed: **Aug. 12, 2008**

(51) **LOC (9) Cl.** ..... **06-02**

(52) **U.S. Cl.** ..... **D6/331; D6/391**

(58) **Field of Classification Search** ..... D6/390,  
D6/391, 331, 333; 5/93.1, 97, 98.1, 99.1,  
5/93.2

See application file for complete search history.

(56) **References Cited**

**U.S. PATENT DOCUMENTS**

D323,589 S *	2/1992	Mariol	.....	D6/331
D382,718 S *	8/1997	Mariol	.....	D6/331
D404,216 S *	1/1999	Gerhart	.....	D6/331
2009/0056013 A1 *	3/2009	Hartenstine et al.	.....	5/93.1

2009/0077740 A1\* 3/2009 Jackson et al. .... 5/93.1

\* cited by examiner

*Primary Examiner*—Janice E Seeger

(74) *Attorney, Agent, or Firm*—Bacon & Thomas, PLLC

(57) **CLAIM**

The ornamental design for a playpen, as shown and described.

**DESCRIPTION**

FIG. 1 is a perspective view of a playpen showing our new design;

FIG. 2 is a front elevation view of the playpen shown in FIG. 1;

FIG. 3 is a rear elevation view of the playpen shown in FIG. 1;


FIG. 4 is a left-side elevation view of the playpen shown in FIG. 1;

FIG. 5 is a right-side elevation view of the playpen shown in FIG. 1;

FIG. 6 is a top plan view of the playpen shown in FIG. 1; and,

FIG. 7 is a bottom plan view of the playpen shown in FIG. 1.

**1 Claim, 4 Drawing Sheets**






FIG. 1




FIG. 2




FIG. 3




FIG. 4




FIG. 5




FIG. 6




FIG. 7