



US00D610354S

(12) **United States Design Patent**
Kuo

(10) **Patent No.:** **US D610,354 S**

(45) **Date of Patent:** **** Feb. 23, 2010**

(54) **MIRROR FRAME**

(75) Inventor: **Tse Yang Kuo**, Pingzhen (TW)

(73) Assignee: **Clair Home Products Inc.**, Taoyuan County (TW)

(**) Term: **14 Years**

(21) Appl. No.: **29/323,135**

(22) Filed: **Aug. 19, 2008**

(51) **LOC (9) Cl.** **06-07**

(52) **U.S. Cl.** **D6/300**

(58) **Field of Classification Search** D6/309,
D6/300-303, 314; D20/10, 40; 40/700,
40/711, 714-716, 720, 721-724, 738, 757,
40/765, 790, 798

See application file for complete search history.

(56) **References Cited**

U.S. PATENT DOCUMENTS

D364,507 S *	11/1995	Schwartz	D6/300
D382,120 S *	8/1997	Lanci et al.	D6/300
D394,159 S *	5/1998	Leung	D6/309
D435,360 S *	12/2000	Gentile et al.	D6/419
D474,344 S *	5/2003	Aguilar	D6/300

D480,221 S * 10/2003 Luciano D6/300

* cited by examiner

Primary Examiner—Caron Veynar

Assistant Examiner—Sydney R Buffalow

(74) *Attorney, Agent, or Firm*—Pai Patent & Trademark Law Firm; Chao-Chang David Pai

(57) **CLAIM**

The ornamental design for a mirror frame, as shown and described.

DESCRIPTION

FIG. 1 is a perspective view of a mirror frame showing my new design;

FIG. 2 is a front view thereof;

FIG. 3 is a rear view thereof;

FIG. 4 is a left side view thereof;


FIG. 5 is a right side view thereof;

FIG. 6 is a top view thereof;

FIG. 7 is a bottom view thereof; and,

FIG. 8 is an enlarged sectional view taken along line 8—8 of FIG. 1.

1 Claim, 6 Drawing Sheets






FIG. 1




FIG. 2




FIG. 3

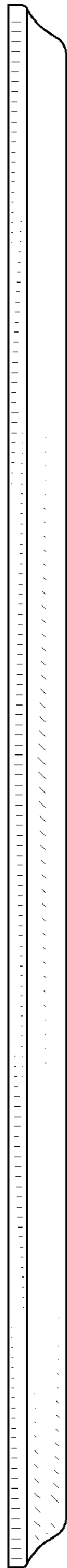


FIG. 4

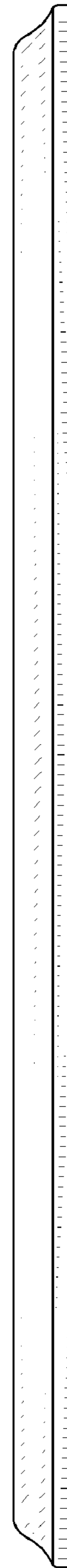


FIG. 5

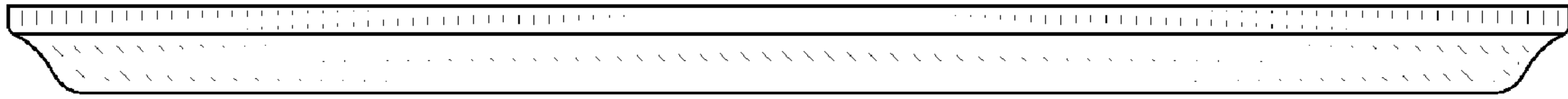


FIG. 6



FIG. 7

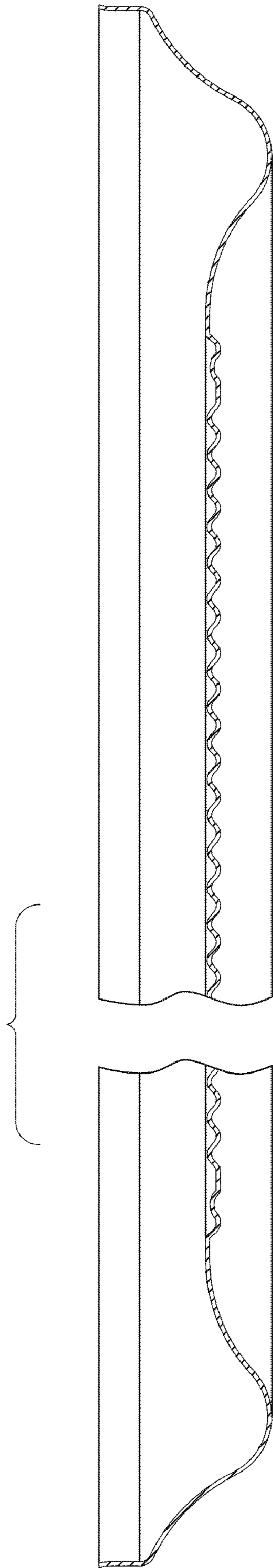


FIG. 8