



US00D610353S

(12) **United States Design Patent**
Cooney et al.

(10) **Patent No.:** **US D610,353 S**
(45) **Date of Patent:** **** Feb. 23, 2010**

(54) **VEHICLE CUP-HOLDER TRAVEL ORGANIZER**

2002/0049081 A1 4/2002 Heininger
2004/0086112 A1 5/2004 Hilger

(75) Inventors: **John Cooney**, Falmouth, ME (US);
Cathy Cooney, Falmouth, ME (US);
David McClees, Falmouth, ME (US)

(73) Assignee: **Talus Corporation**, Portland, ME (US)

(**) Term: **14 Years**

(21) Appl. No.: **29/293,866**

(22) Filed: **Dec. 14, 2007**

(51) **LOC (9) Cl.** **03-01**

(52) **U.S. Cl.** **D3/313**

(58) **Field of Classification Search** D3/226,
D3/230, 215-217, 305-315; D6/513-514,
D6/601, 611; D12/423-425, 416; 296/37.1,
296/37.8, 37.15; 224/275-277, 400, 539,
224/587; 297/188.04-188.12, 191

See application file for complete search history.

(56) **References Cited**

U.S. PATENT DOCUMENTS

1,077,959	A *	11/1913	Gregory et al.	112/412
5,745,565	A	4/1998	Wakefield	
D424,926	S *	5/2000	Bergh	D3/304
6,189,755	B1	2/2001	Wakefield	
D451,504	S	12/2001	Edwards	
6,396,925	B1	5/2002	Close	
D475,198	S *	6/2003	Kim	D3/306
D478,741	S	8/2003	White	
D484,087	S *	12/2003	Cheng et al.	D12/420
D501,118	S *	1/2005	Schrock	D7/619.1
D516,393	S	3/2006	Wickenhauser	
D524,807	S	7/2006	Topinka	
7,099,467	B1	8/2006	Rohrbach	
D546,823	S	7/2007	Dayan	

OTHER PUBLICATIONS

- <http://www.amazon.com/Cell-Cup/dp/B0007PL4JO>.
- <http://www.hopkinsdev.com/HTP.html>.
- http://www.sportys.com/acb/showdetl.cfm?&did=10&Product_ID=2925&test=testpl.
- http://www.target.com/gp/detail.html/601-9943853-1008169?asin=B000ODO626&AFID=Yahoo&LNM=B000ODO626|Cupholder_Car_Organizer&ref=tgt_adv_XPYD0100.
- <http://www.spacesavers.com/catchall.html>.
- <http://www.spacesavers.com/collectionbin.html>.
- <http://www.theistore.com/podpod.html#>.

* cited by examiner

Primary Examiner—T. Chase Nelson
Assistant Examiner—Eric L Goodman

(74) *Attorney, Agent, or Firm*—Ober / Kaler; Royal W. Craig

(57) **CLAIM**

The ornamental design for a vehicle cup-holder travel organizer, as shown and described.

DESCRIPTION

FIG. 1 is a front-side perspective view of a vehicle cup-holder travel organizer according to my new design.

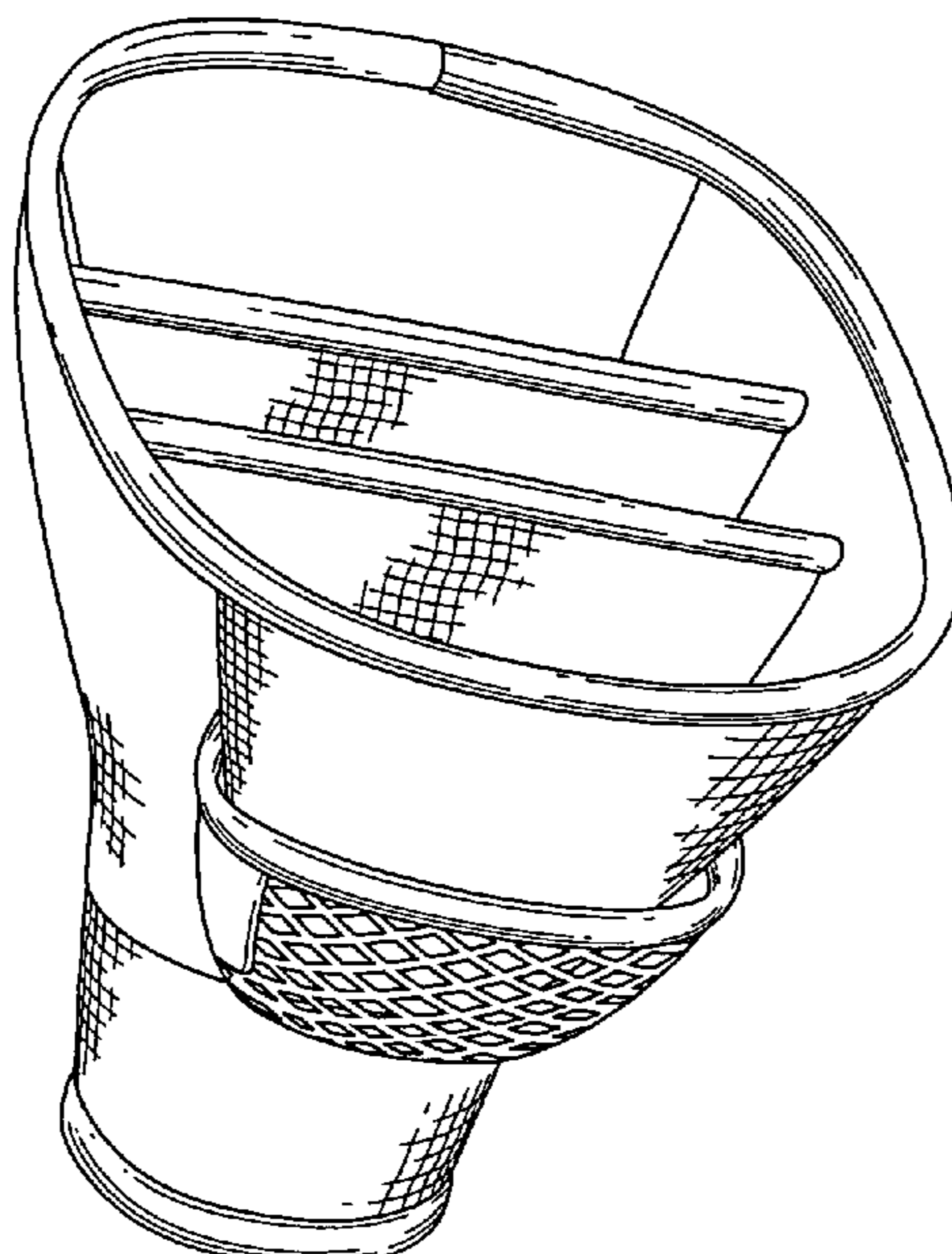
FIG. 2 is a front view of the vehicle cup-holder travel organizer as in FIG. 1.

FIG. 3 is a back view of the vehicle cup-holder travel organizer as in FIGS. 1-2; and,

FIG. 4 is a bottom view of the vehicle cup-holder travel organizer as in FIGS. 1-3.

The features shown in broken lines in the Figures form no part of the claimed design.

1 Claim, 3 Drawing Sheets



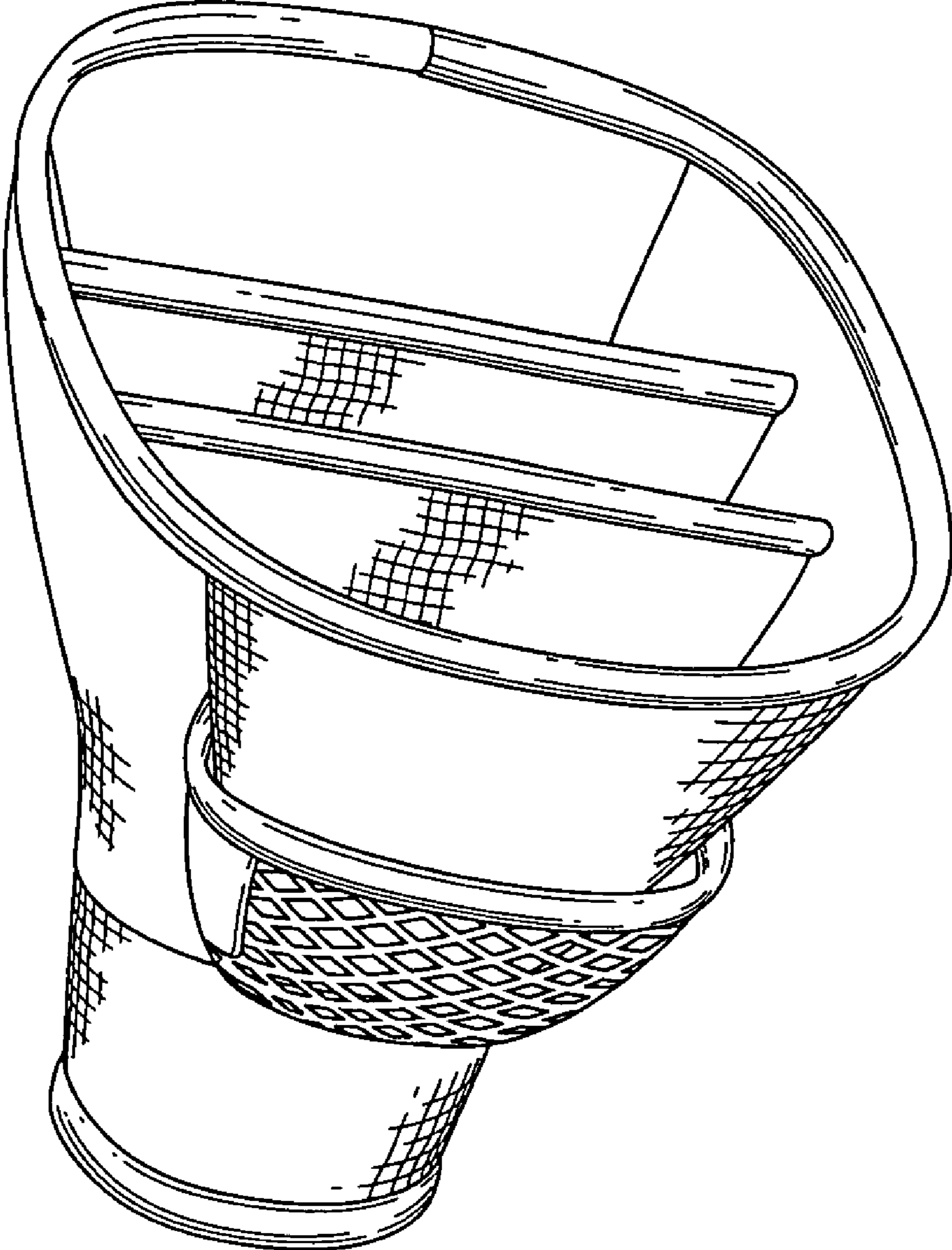


Fig. 1

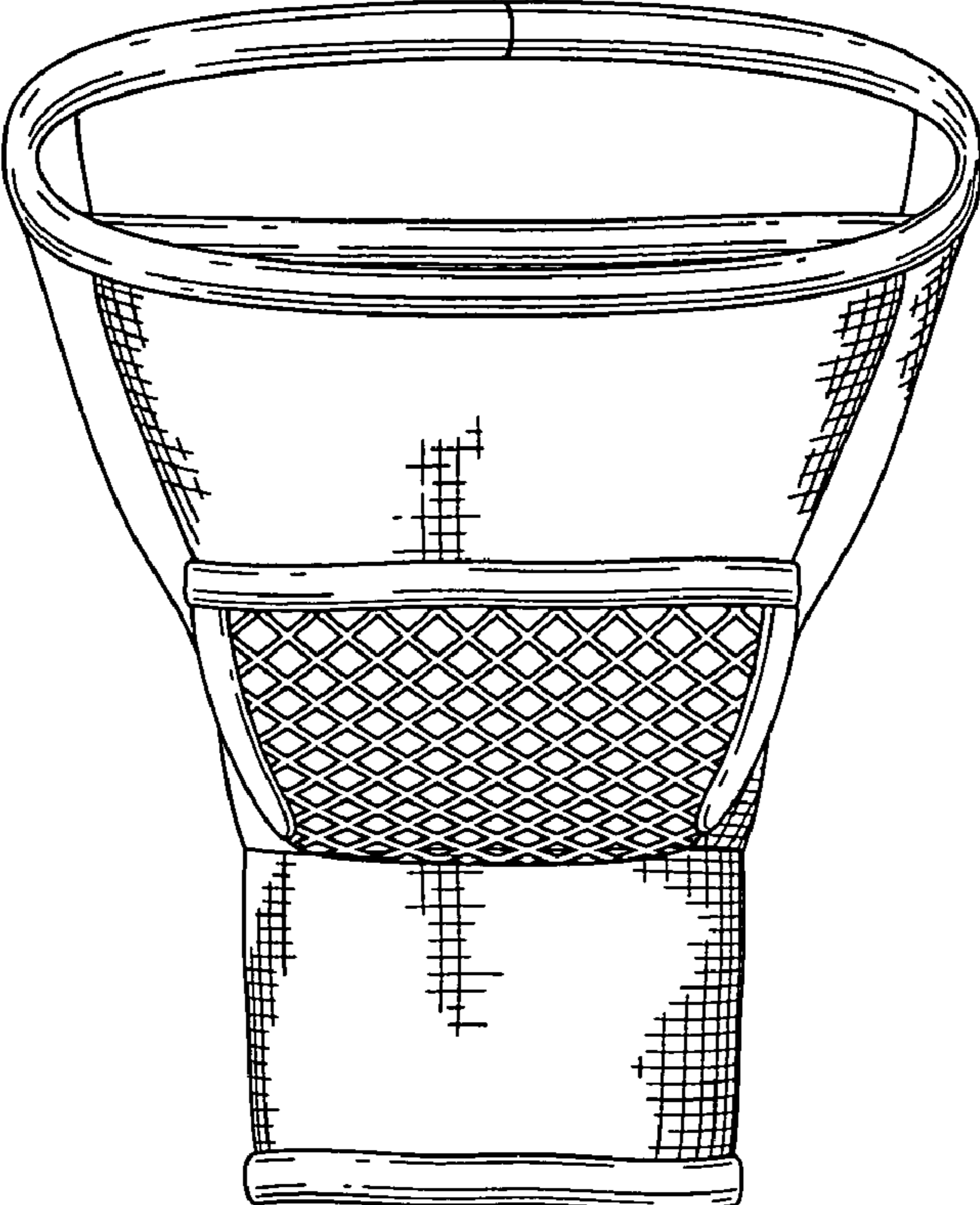


Fig. 2

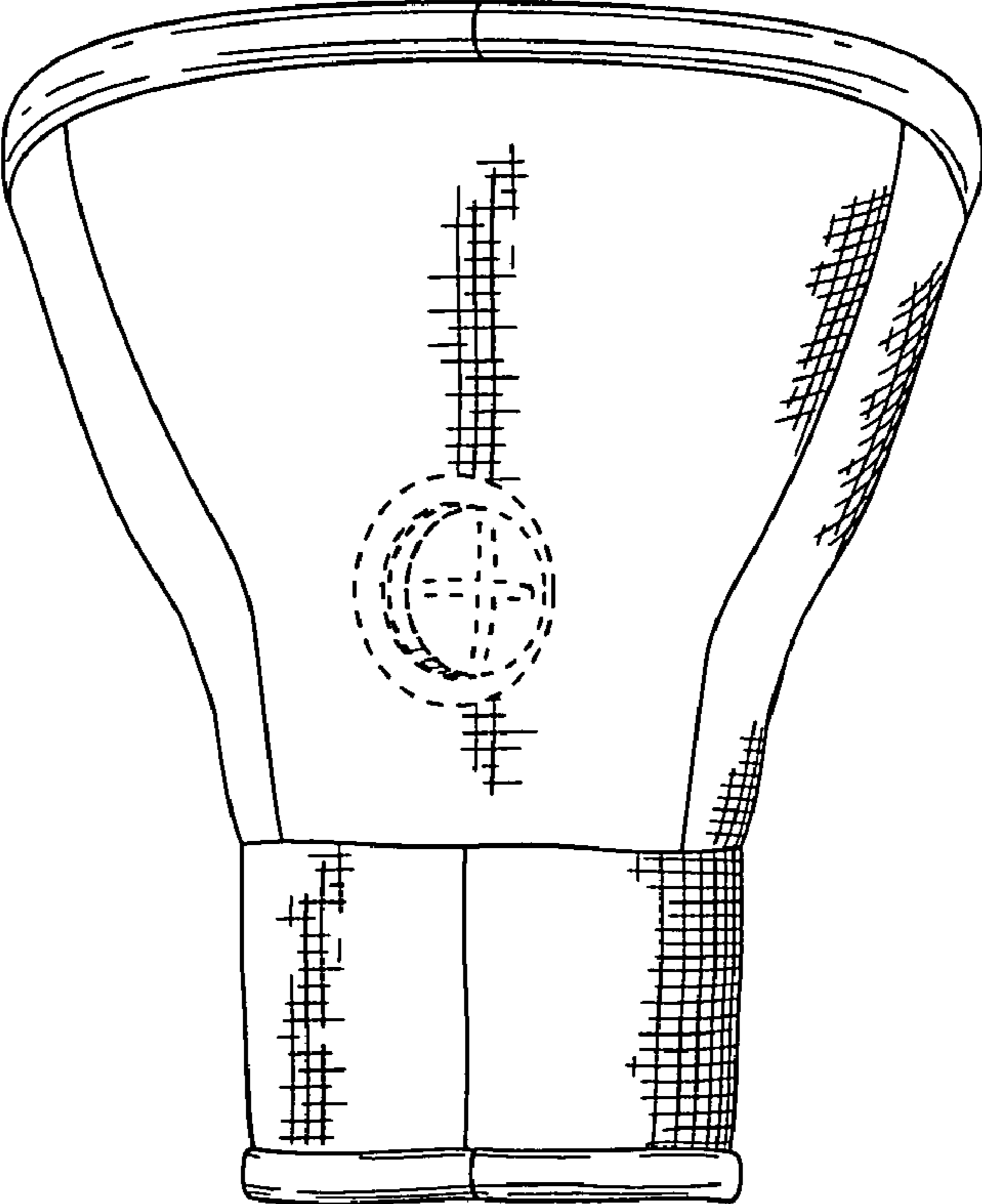


Fig. 3

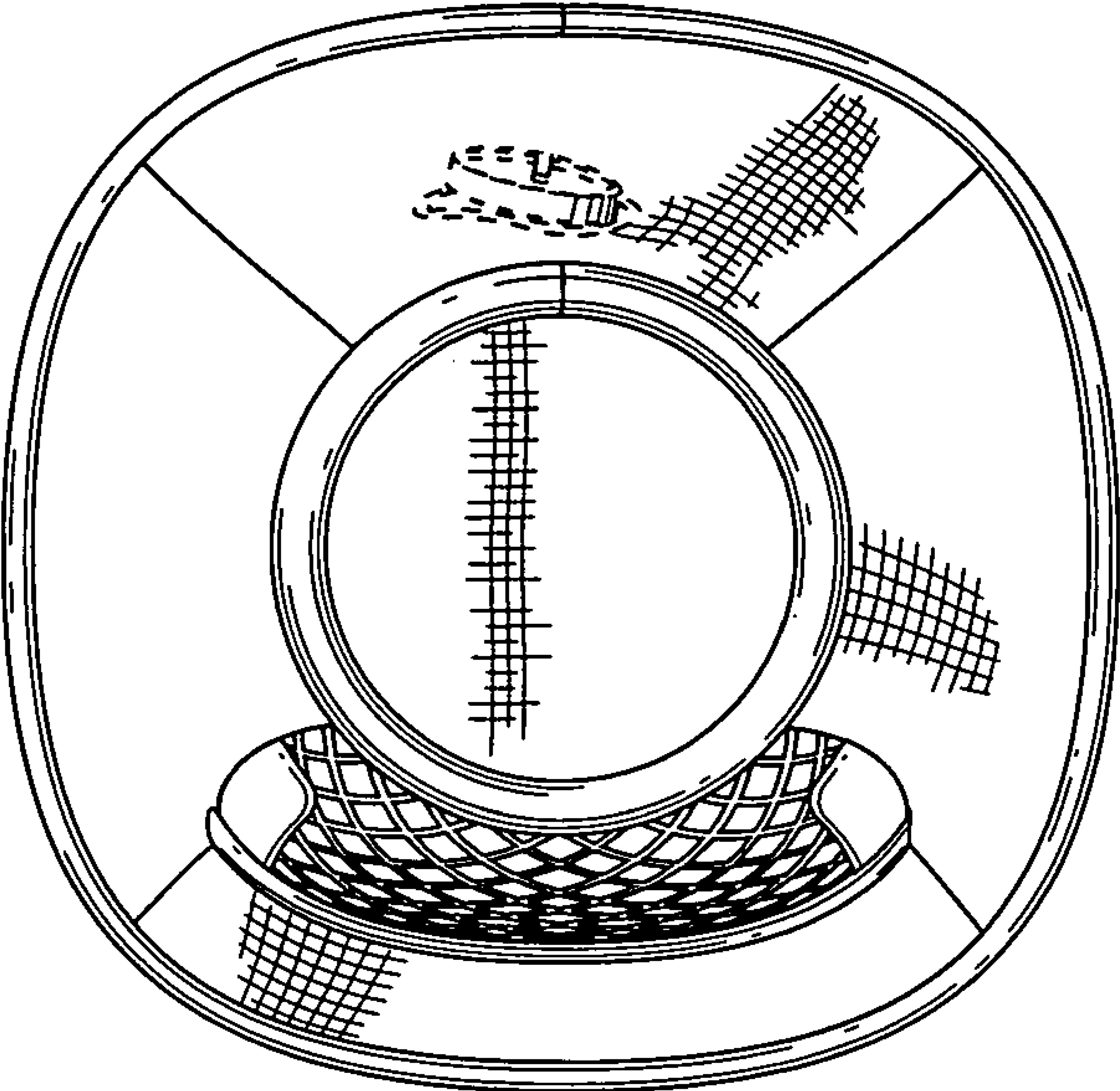


Fig. 4