



US00D610342S

(12) **United States Design Patent**
Petrie

(10) **Patent No.:** **US D610,342 S**
(45) **Date of Patent:** **** Feb. 23, 2010**

(54) **SHOE UPPER**

(75) Inventor: **Jason Gregory Petrie**, Portland, OR
(US)

(73) Assignee: **NIKE, Inc.**, Beaverton, OR (US)

(**) Term: **14 Years**

(21) Appl. No.: **29/346,471**

(22) Filed: **Oct. 30, 2009**

(51) **LOC (9) Cl.** **02-99**

(52) **U.S. Cl.** **D2/972**

(58) **Field of Classification Search** D2/896,
D2/902, 906-908, 943, 944, 969, 972-974;
36/45-49, 50.1, 77 M, 77 R, 83, 88, 113,
36/114, 126-131

See application file for complete search history.

(56) **References Cited**

U.S. PATENT DOCUMENTS

D283,463 S	4/1986	Chassaing
D290,783 S	7/1987	Selbiger et al.
D292,241 S	10/1987	Selbiger et al.
D293,847 S	1/1988	Le et al.
D293,970 S	2/1988	Brown et al.
D295,341 S	4/1988	Liggett et al.
D296,146 S	6/1988	McCrea
D296,723 S	7/1988	Diaz
D297,181 S	8/1988	Selbiger et al.
D297,587 S	9/1988	Selbiger et al.
D303,038 S	8/1989	Clark
D307,509 S	5/1990	Kittle
D309,667 S	8/1990	Aveni
D309,824 S	8/1990	Aveni et al.
D313,110 S	12/1990	Boucher et al.
D313,498 S	1/1991	Aveni
D317,825 S	7/1991	Rogers
D329,128 S	9/1992	Rogers et al.
D332,002 S	12/1992	Hatfield et al.
D332,174 S	1/1993	Earle
D332,689 S	1/1993	Worthington
D333,721 S	3/1993	Hatfield
D334,088 S	3/1993	Teague

D334,089 S	3/1993	Teague	
D334,277 S	3/1993	Teague	
D335,386 S	5/1993	Greene	
D338,095 S	8/1993	Kittle et al.	
D355,756 S	2/1995	Vestuti	
D391,752 S	3/1998	von Conta	
D400,698 S	11/1998	Koh	
D425,292 S	5/2000	Matis	
D431,714 S	10/2000	Hatfield et al.	
D490,220 S *	5/2004	Edauw	D2/908
D513,851 S *	1/2006	Holmes	D2/972
D522,738 S	6/2006	Wozniak	

(Continued)

OTHER PUBLICATIONS

Nike Footwear Catalog Fall 1988; p. 4, published Dec. 1987.

(Continued)

Primary Examiner—Dominic Simone

(74) *Attorney, Agent, or Firm*—Banner & Witcoff, Ltd.

(57) **CLAIM**

The ornamental design for a shoe upper, as shown and described.

DESCRIPTION

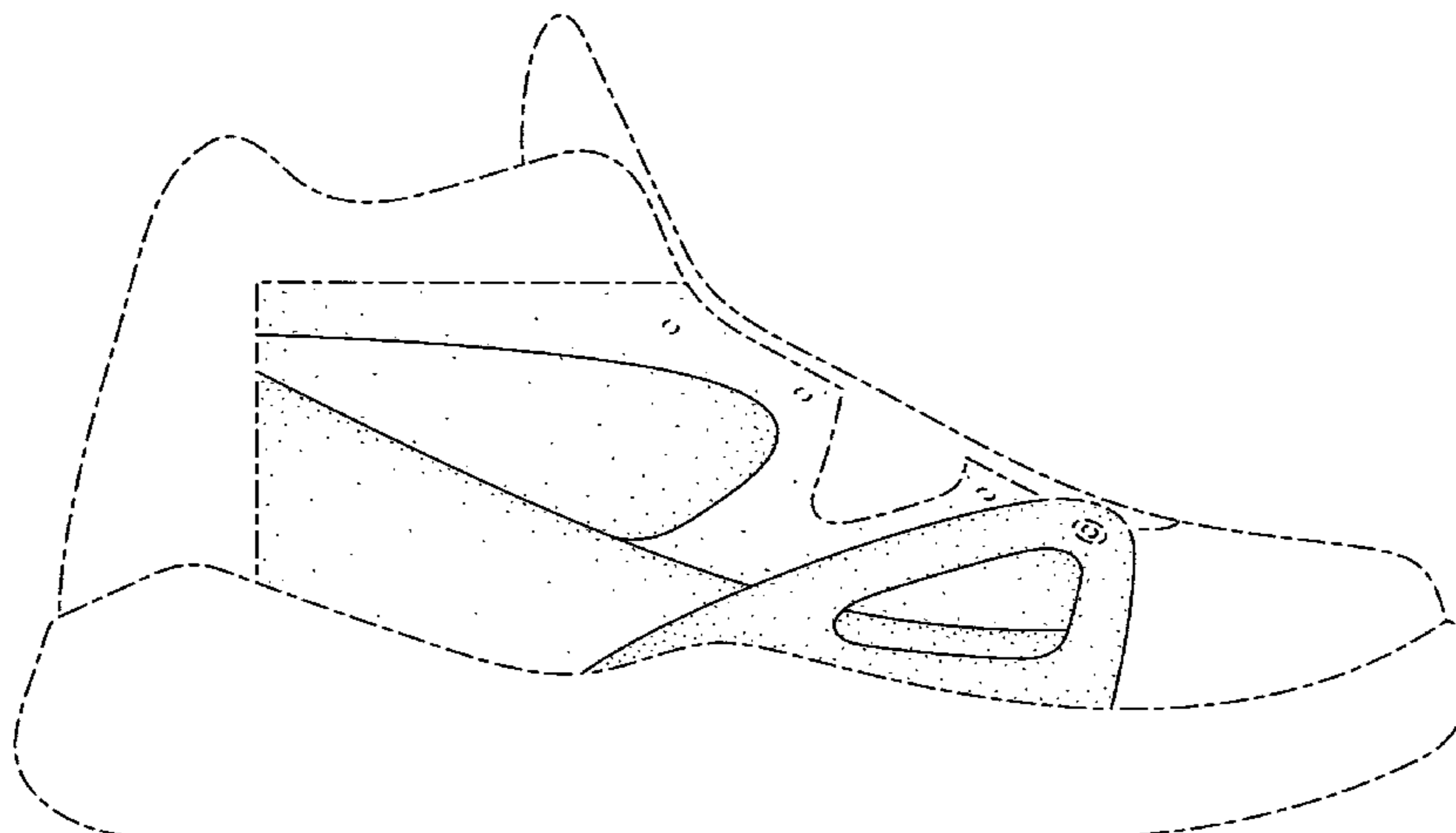
FIG. 1 is a front perspective view of a shoe upper showing my new design;

FIG. 2 is a rear perspective view thereof; and,

FIG. 3 is a side view thereof.

The broken lines immediately adjacent to the shaded area represent unclaimed boundaries of the design. The broken lines showing the eyelets and the remainder of the shoe are for environmental purposes only and form no part of the claimed design.

1 Claim, 3 Drawing Sheets



US D610,342 S

Page 2

U.S. PATENT DOCUMENTS

D533,988 S * 12/2006 Minami D2/972
D538,526 S 3/2007 Huthmaker
D544,695 S * 6/2007 Rasmussen D2/972
D561,446 S 2/2008 Belley et al.
D593,302 S 6/2009 St-Louis et al.
D593,304 S 6/2009 St-Louis et al.
D593,305 S 6/2009 St-Louis et al.
D593,306 S 6/2009 St-Louis et al.

OTHER PUBLICATIONS

Nike Footwear Catalog Fall 1988; p. 6, published Dec. 1987.
Nike Footwear Catalog Fall 1988; p. 30, published Dec. 1987.
Nike Footwear Catalog Fall 1991; p. 46, published Dec. 1990.
Nike Footwear Catalog Spring 1991; p. 12, published Jun. 1990.
Nike Footwear Catalog Fall 1993; p. 126, published Dec. 1990.
Nike Footwear Catalog Holiday 2001; p. W38, published Feb. 2001.
Nike Footwear Catalog Fall 2007; p. 56, published Nov. 2006.

* cited by examiner

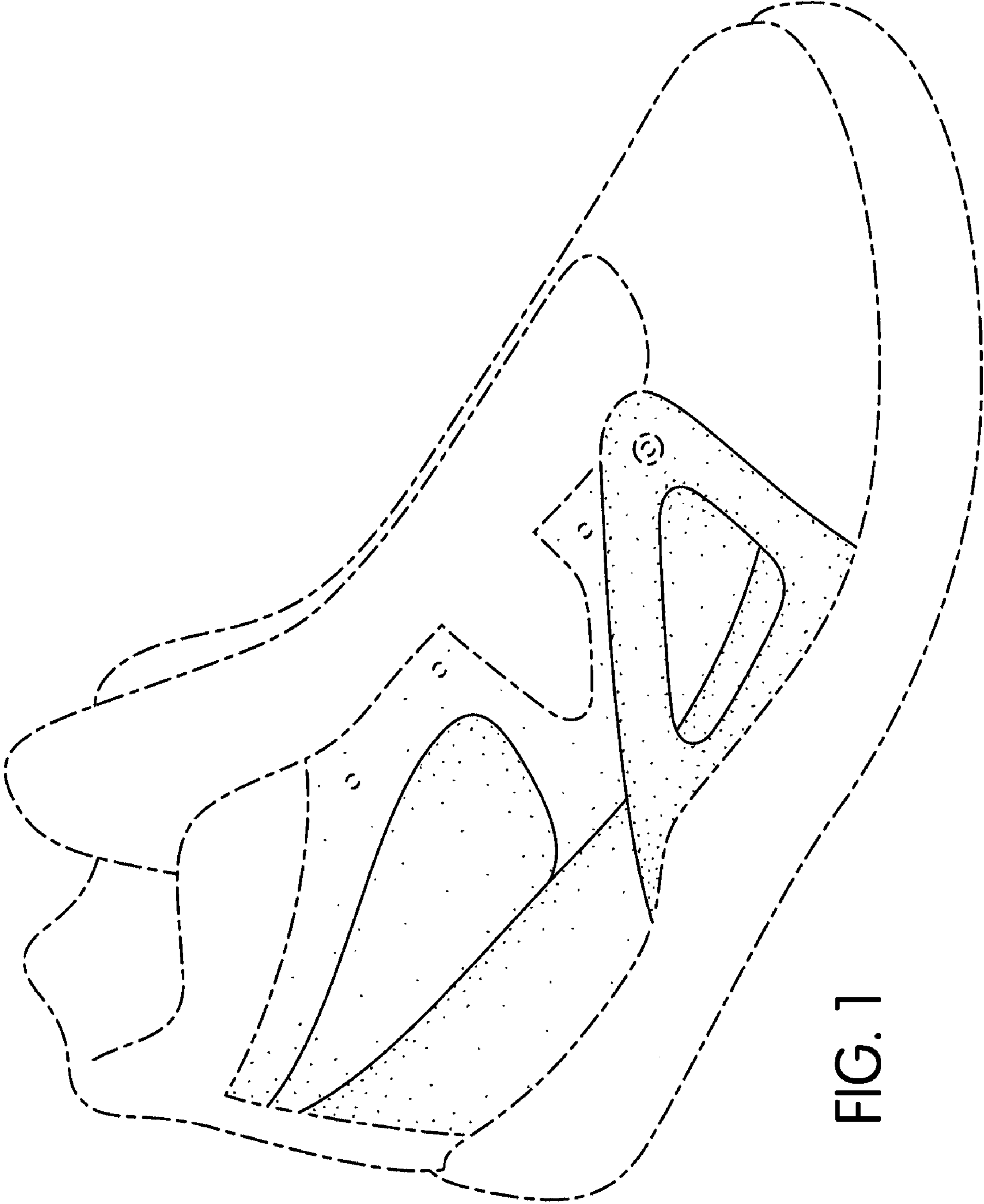


FIG. 1

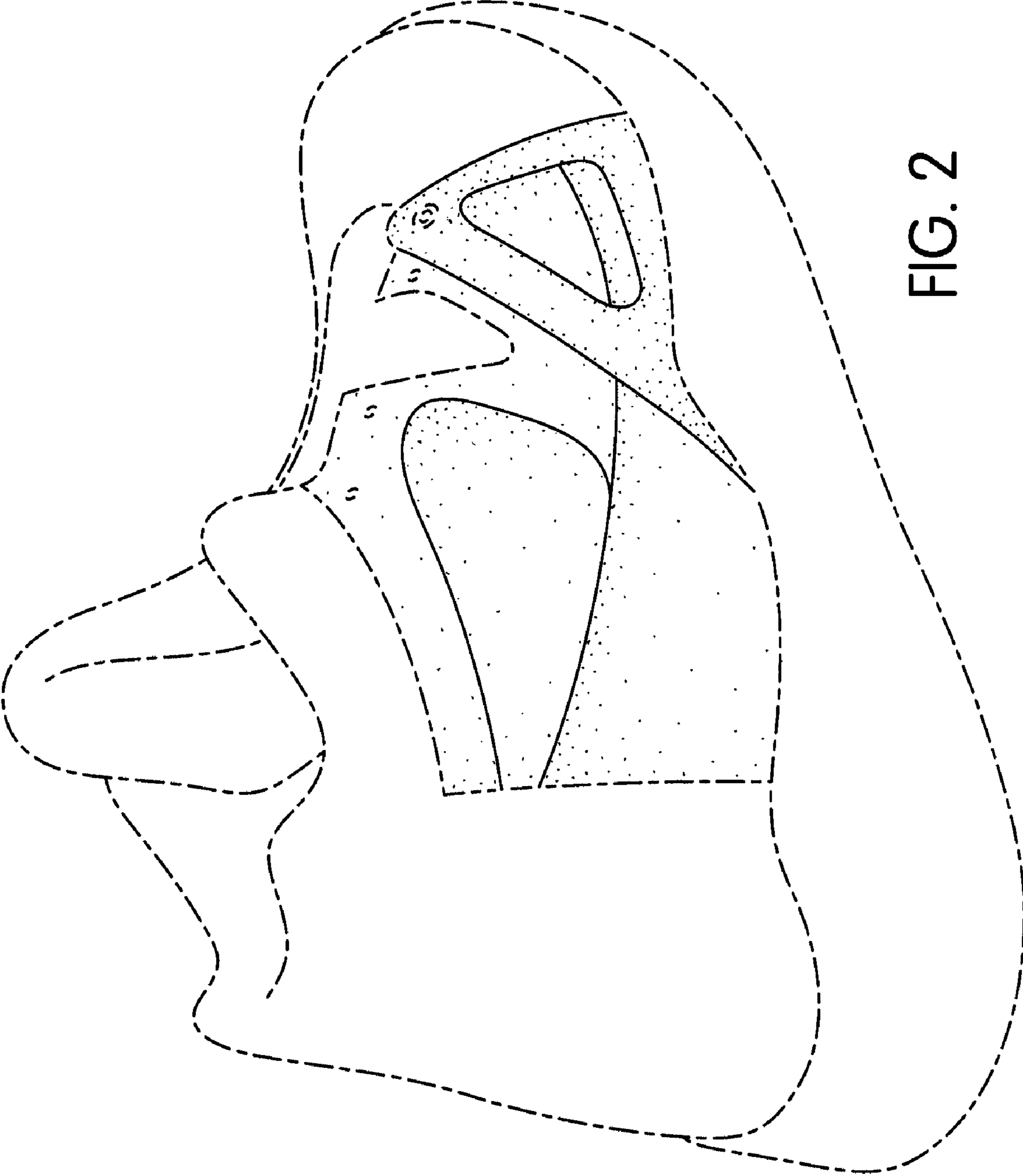


FIG. 2

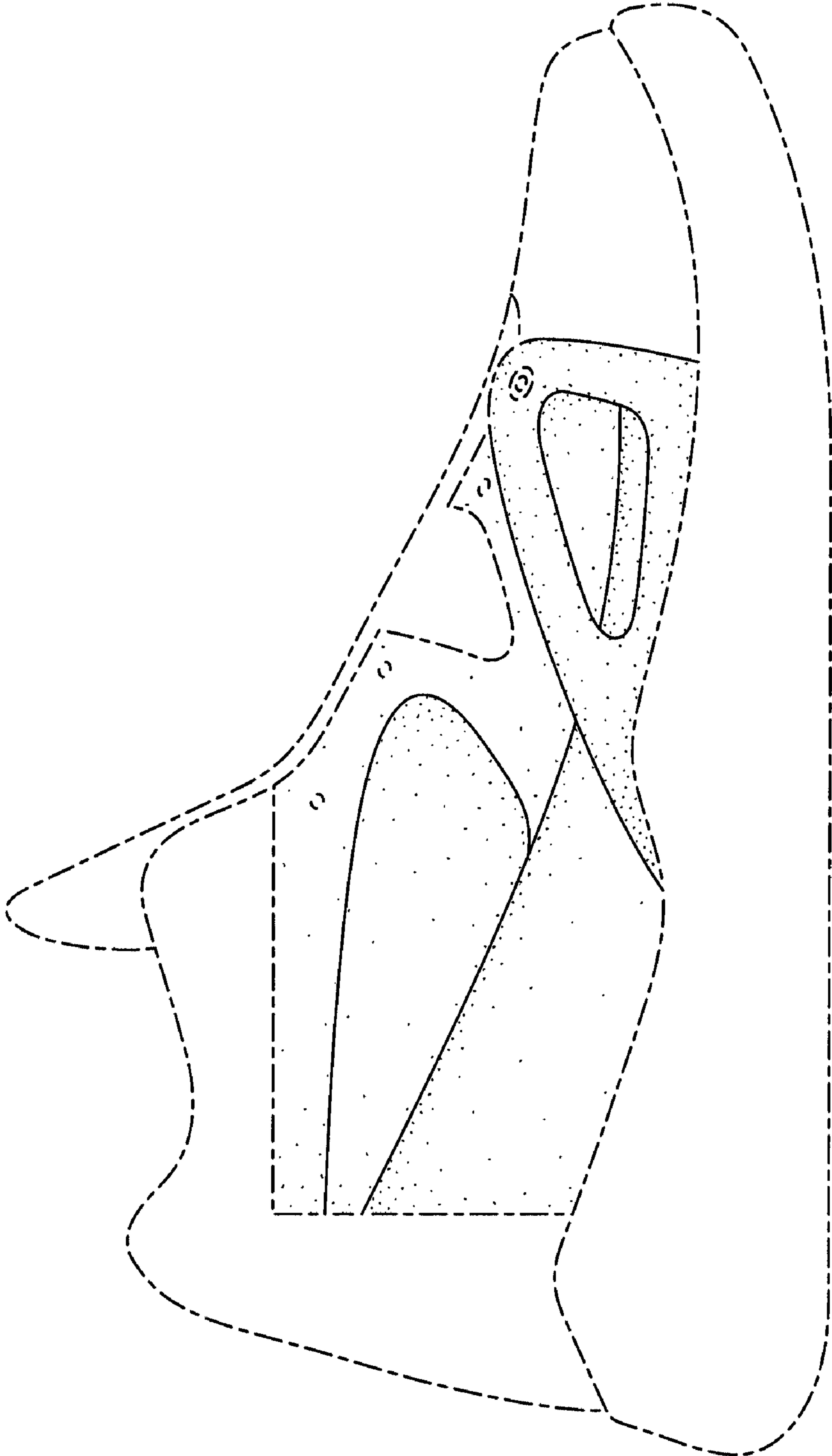


FIG. 3