



US00D610341S

(12) **United States Design Patent**
Cooper

(10) **Patent No.:** **US D610,341 S**

(45) **Date of Patent:** **** Feb. 23, 2010**

(54) **SHOE UPPER**

(75) **Inventor:** **Aaron Alexander Carroll Cooper,**
Portland, OR (US)

(73) **Assignee:** **NIKE, Inc.,** Beverton, OR (US)

(**) **Term:** **14 Years**

(21) **Appl. No.:** **29/346,470**

(22) **Filed:** **Oct. 30, 2009**

(51) **LOC (9) Cl.** **02-99**

(52) **U.S. Cl.** **D2/972**

(58) **Field of Classification Search** D2/896,
D2/902, 906-908, 943, 944, 969, 972-974;
36/45-49, 50.1, 77 M, 77 R, 83, 88, 113,
36/114, 126-131

See application file for complete search history.

(56) **References Cited**

U.S. PATENT DOCUMENTS

D94,437 S	1/1935	Napier
D299,183 S	1/1989	Brown
D304,387 S	11/1989	Brown
D311,987 S	11/1990	McKinstry
D315,824 S	4/1991	Backus et al.
D364,498 S	11/1995	Teague
D386,896 S	12/1997	Fogg
D392,792 S	3/1998	Obi
D393,353 S	4/1998	Lozano
D396,141 S	7/1998	Smith, III
D400,001 S	10/1998	Lozano
D404,906 S	2/1999	Backus
D405,950 S	2/1999	Lozano
D407,547 S	4/1999	Fogg
D407,548 S	4/1999	Holmes
D413,196 S	8/1999	Hatfield
D423,206 S	4/2000	Fallon
D429,556 S	8/2000	Vestuti
D431,351 S	10/2000	Prats et al.
D432,776 S	10/2000	McDowell
D452,990 S	1/2002	McDowell
D456,121 S	4/2002	Smith, III
D476,473 S	7/2003	Clegg

D495,867 S	9/2004	Avar
D502,752 S	3/2005	Howard
D520,226 S	5/2006	Lotti
D522,737 S	6/2006	Jonsson
D523,222 S	6/2006	Savage
D523,619 S	6/2006	Mermet
D528,766 S	9/2006	Savage
D529,271 S	10/2006	Kuerbis
D529,705 S	10/2006	Lupo
D534,716 S	1/2007	Matis et al.
D536,866 S	2/2007	Cass
D537,618 S	3/2007	Huthmaker

(Continued)

OTHER PUBLICATIONS

Nike Footwear Catalog 1977; p. 2, published 1977.

(Continued)

Primary Examiner—Dominic Simone

(74) *Attorney, Agent, or Firm*—Banner & Witcoff, Ltd.

(57) **CLAIM**

The ornamental design for a shoe upper, as shown and described.

DESCRIPTION

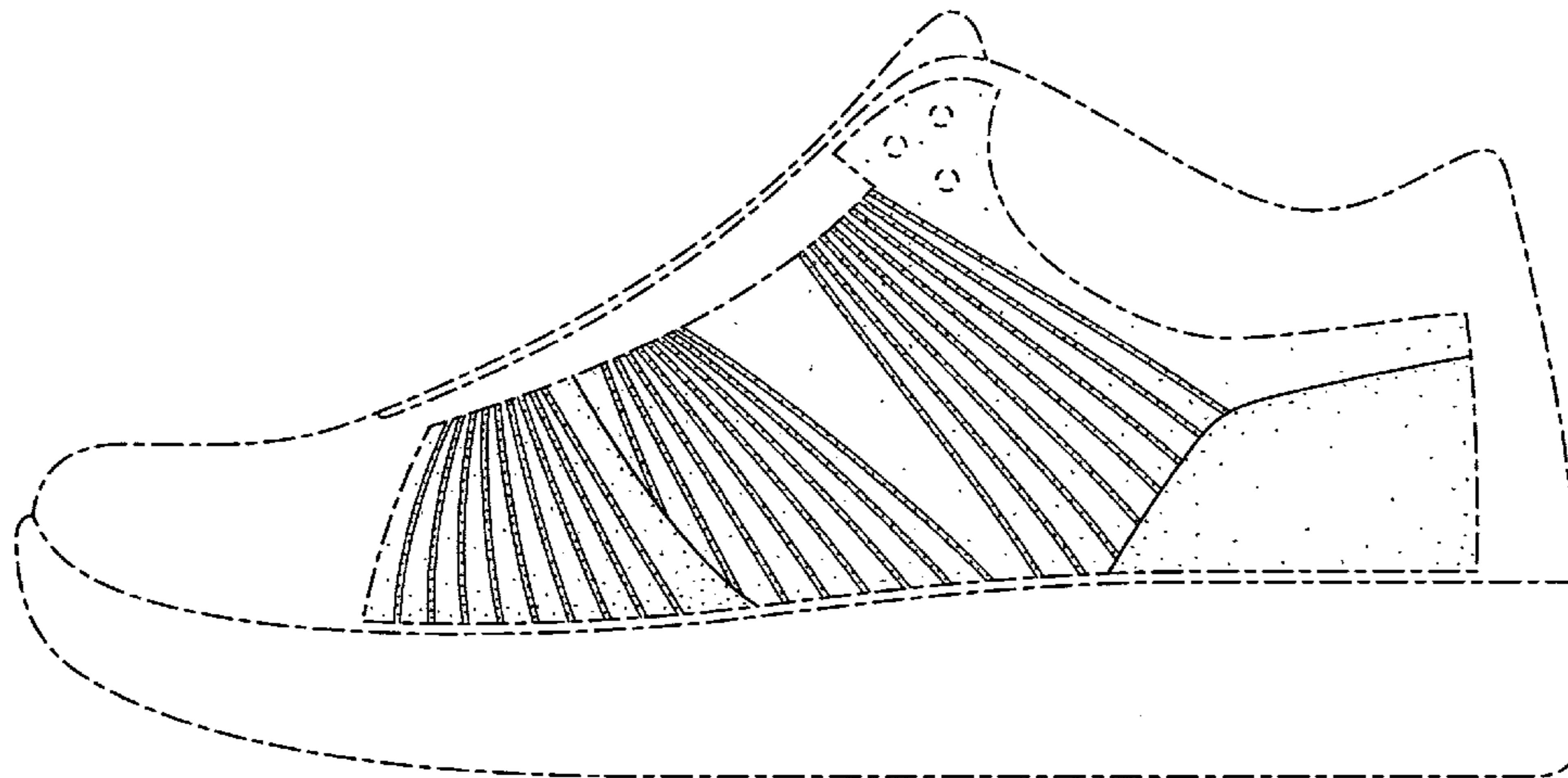
FIG. 1 is a front perspective view of a shoe upper showing my new design;

FIG. 2 is a rear perspective view thereof; and,

FIG. 3 is a side view thereof.

The broken lines immediately adjacent to the shaded area represent unclaimed boundaries of the design. The broken lines showing the eyelets and the remainder of the shoe are for environmental purposes only and form no part of the claimed design.

1 Claim, 3 Drawing Sheets



US D610,341 S

Page 2

U.S. PATENT DOCUMENTS

D544,691 S 6/2007 Mueller
D544,692 S 6/2007 Kuerbis
D545,045 S 6/2007 Mueller
D553,344 S * 10/2007 McGrath D2/972
D572,890 S 7/2008 McDowell
D583,545 S * 12/2008 Lee D2/972
D583,547 S * 12/2008 Mermet D2/972
D587,892 S * 3/2009 Fullum D2/972
D595,045 S * 6/2009 Dolan D2/972
D595,498 S * 7/2009 Dolan D2/972
D595,951 S * 7/2009 Henderson D2/972

D596,389 S 7/2009 Avar
D602,684 S 10/2009 Henderson

OTHER PUBLICATIONS

Nike Footwear Catalog Spring 1986; p. 17, published Jun. 1985.
Nike Footwear Catalog Spring 1986; p. 64, published Jun. 1985.
Nike Footwear Catalog Fall 2000 (2); p. W26, published Nov. 1999.
Nike Footwear Catalog Fall 2002; p. M56, published Nov. 2001.
Nike Footwear Catalog Fall 2003; p. W38, published Nov. 2002.
Nike Footwear Catalog Fall 2003; p. W56, published Nov. 2002.

* cited by examiner

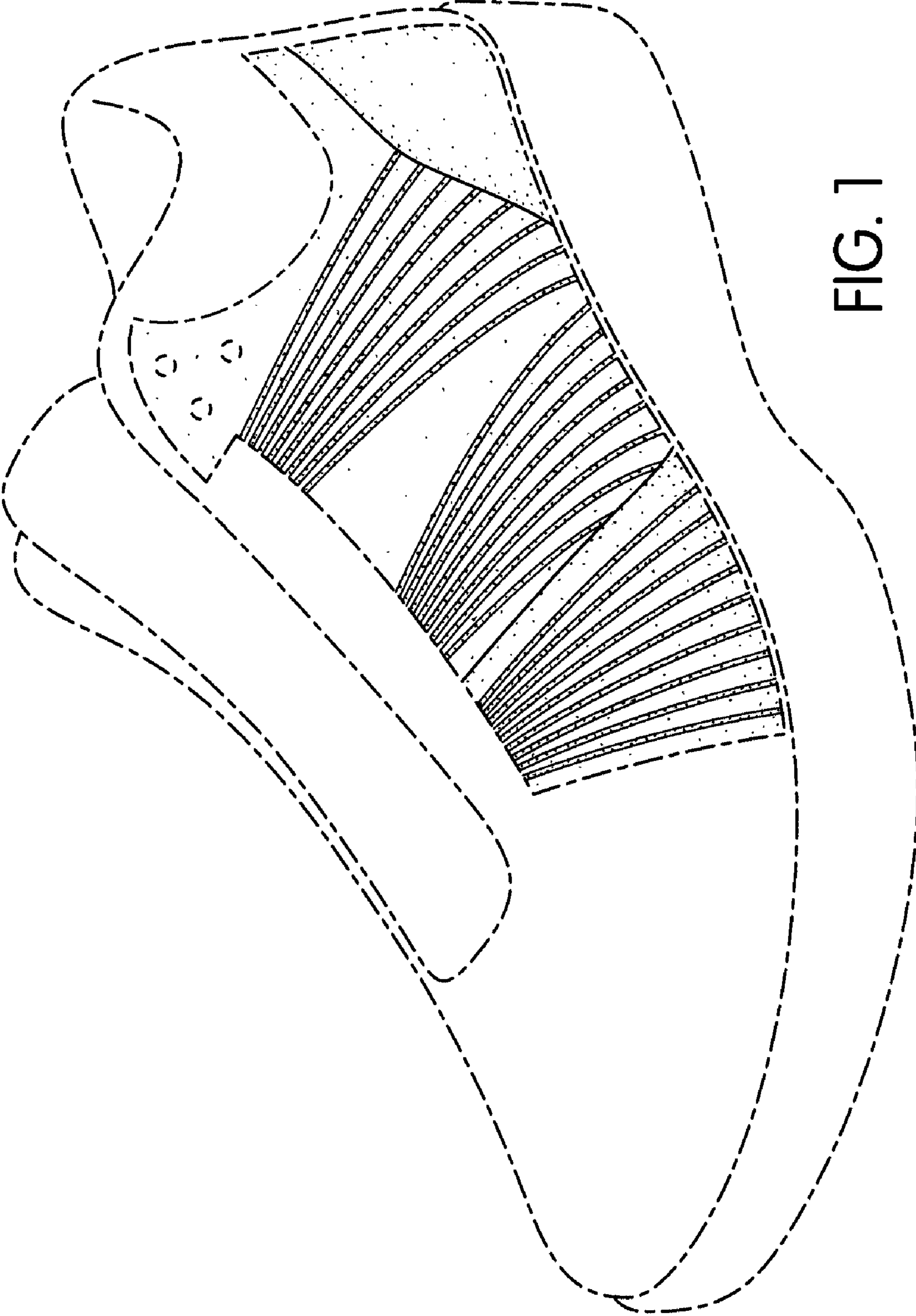


FIG. 1

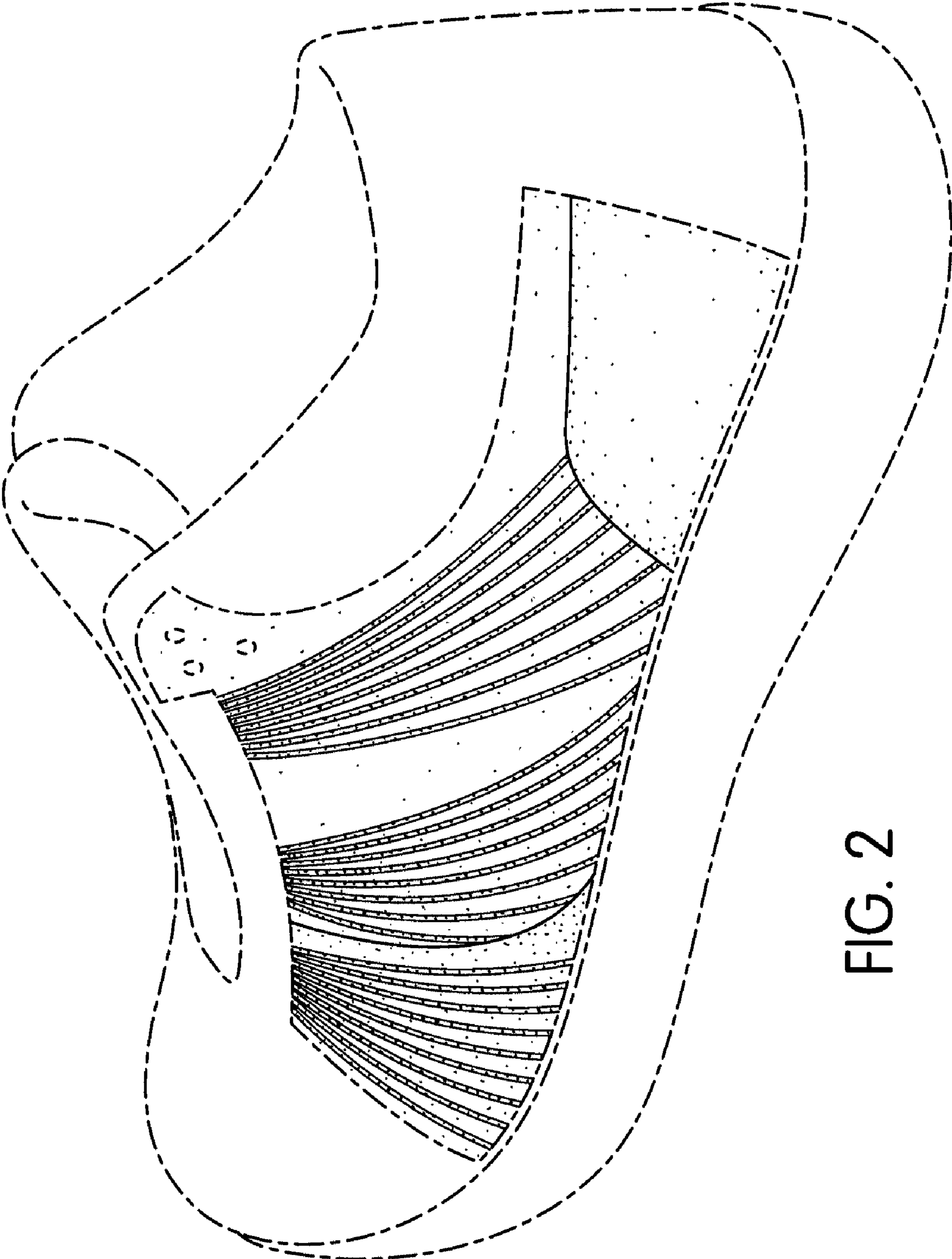


FIG. 2

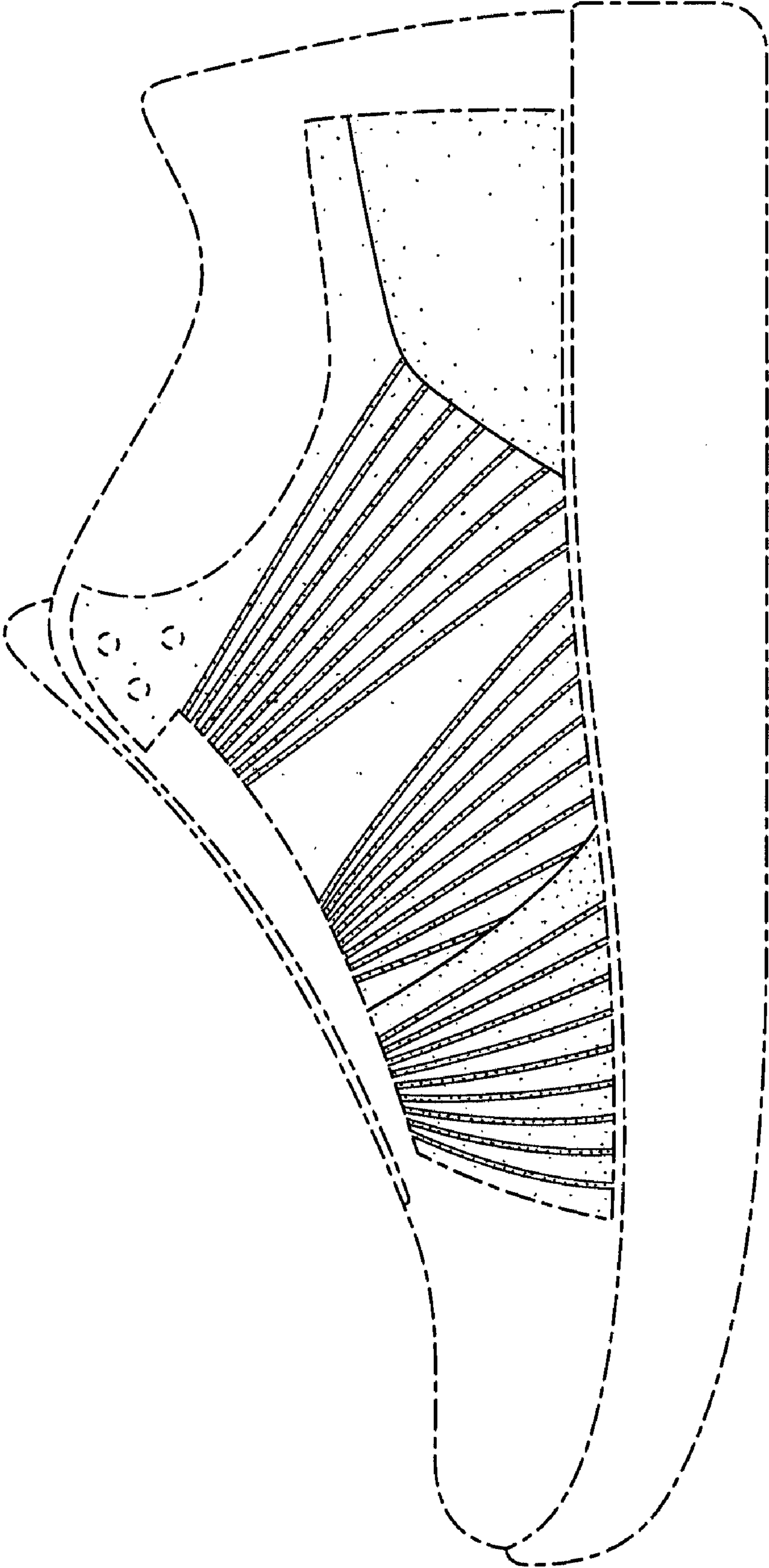


FIG. 3