



US00D610340S

(12) **United States Design Patent**  
**Cooper**

(10) **Patent No.:** **US D610,340 S**  
(45) **Date of Patent:** **\*\* Feb. 23, 2010**

(54) **SHOE UPPER**

(75) Inventor: **Aaron Alexander Carroll Cooper**,  
Portland, OR (US)

(73) Assignee: **NIKE, Inc.**, Beaverton, OR (US)

(\*\*) Term: **14 Years**

(21) Appl. No.: **29/346,469**

(22) Filed: **Oct. 30, 2009**

(51) **LOC (9) Cl.** ..... **02-99**

(52) **U.S. Cl.** ..... **D2/972**

(58) **Field of Classification Search** ..... D2/896,  
D2/902, 906-908, 943, 944, 969, 972-974;  
36/45-49, 50.1, 77 M, 77 R, 83, 88, 113,  
36/114, 126-131

See application file for complete search history.

(56) **References Cited**

**U.S. PATENT DOCUMENTS**

D65,515 S	9/1924	Bohr
D94,437 S	1/1935	Napier
4,447,971 A	5/1984	Bente
D293,847 S	1/1988	Le et al.
D294,654 S	3/1988	Liggett et al.
D299,183 S	1/1989	Brown
D301,387 S	6/1989	Diaz et al.
D303,038 S	8/1989	Clark
D304,387 S	11/1989	Brown
D311,987 S	11/1990	McKinstry
D313,110 S	12/1990	Boucher et al.
D315,824 S	4/1991	Backus et al.
D318,944 S	8/1991	Lucas
D320,689 S	10/1991	Smith
D324,939 S	3/1992	Hatfield
D398,763 S	9/1998	Selbiger
D400,001 S	10/1998	Lozano
D405,950 S	2/1999	Lozano
D407,547 S	4/1999	Fogg
D414,598 S	10/1999	Lupo
D423,206 S	4/2000	Fallon
D431,351 S	10/2000	Prats et al.
D432,776 S	10/2000	McDowell

D452,990 S	1/2002	McDowell
D501,984 S	2/2005	Allen
D518,283 S	4/2006	Kayano et al.
D523,624 S	6/2006	Kuerbis
D527,174 S	8/2006	Kayano et al.
D527,516 S	9/2006	Kayano et al.
D528,761 S	9/2006	Kayano et al.
D528,770 S	9/2006	Chang
D530,903 S	10/2006	Wilken
D535,091 S	1/2007	Matis et al.
D536,866 S	2/2007	Cass
D544,691 S	6/2007	Mueller

(Continued)

**OTHER PUBLICATIONS**

Nike Footwear Catalog 1984; p. 58, published Nov. 1983.

(Continued)

*Primary Examiner*—Dominic Simone

(74) *Attorney, Agent, or Firm*—Banner & Witcoff, Ltd.

(57) **CLAIM**

The ornamental design for a shoe upper, as shown and described.

**DESCRIPTION**

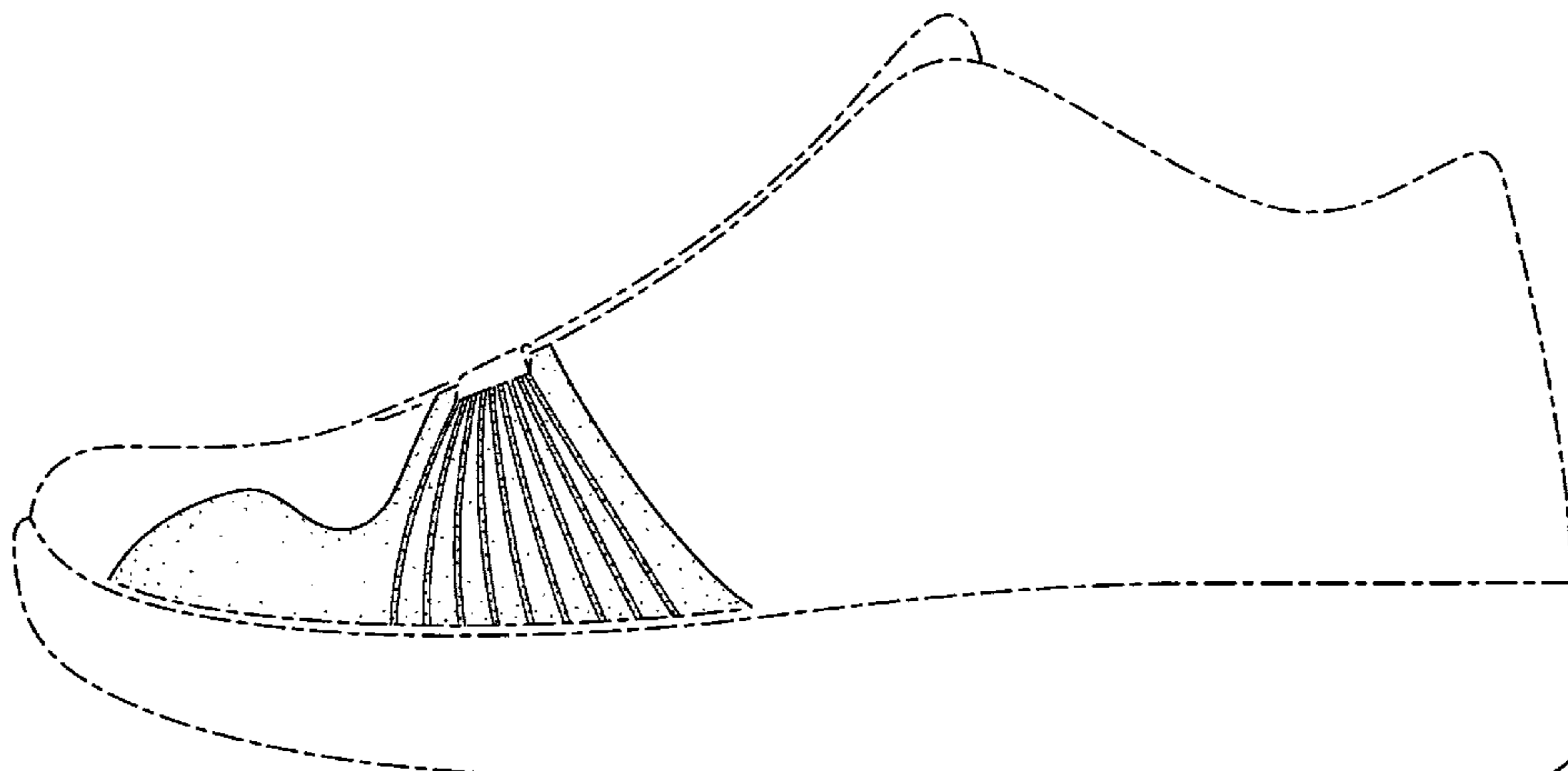
FIG. 1 is a front perspective view of a shoe upper showing my new design;

FIG. 2 is a rear perspective view thereof; and,

FIG. 3 is a side view thereof.

The broken lines immediately adjacent to the shaded area represent unclaimed boundaries of the design. The broken lines showing the lace loop and the remainder of the shoe are for environmental purposes only and form no part of the claimed design.

**1 Claim, 3 Drawing Sheets**



# US D610,340 S

Page 2

---

## U.S. PATENT DOCUMENTS

D544,692 S 6/2007 Kuerbis  
D553,344 S \* 10/2007 McGrath ..... D2/972  
D572,890 S 7/2008 McDowell  
D583,545 S \* 12/2008 Lee ..... D2/972  
D583,547 S \* 12/2008 Mermet ..... D2/972  
D587,892 S \* 3/2009 Fullum ..... D2/972  
D595,045 S \* 6/2009 Dolan ..... D2/972  
D595,498 S \* 7/2009 Dolan ..... D2/972

## OTHER PUBLICATIONS

Nike Footwear Catalog Spring 1986; p. 55, published Jun. 1985.  
Nike Footwear Catalog Spring 1986; p. 64, published Jun. 1985.

Nike Footwear Catalog Fall 1987; p. 4, published Jan. 1987.  
Nike Footwear Catalog Spring 1997; p. 41, published Jun. 1996.  
Nike Footwear Catalog Late Spring 1998; p. 8, published Sep. 1997.  
Nike Footwear Catalog Fall 2000 (2); p. 90, published Nov. 1999.  
Nike Footwear Catalog Spring 2007; p. W132, published Jun. 2006.  
Nike Footwear Catalog Summer 2007; p. M9, published Sep. 2006.  
Nike Footwear Catalog Summer 2007; p. M42, published Sep. 2006.  
Nike Footwear Catalog Summer 2007; p. M55, published Sep. 2006.  
Nike Footwear Catalog Summer 2007; p. M65, published Sep. 2006.

\* cited by examiner

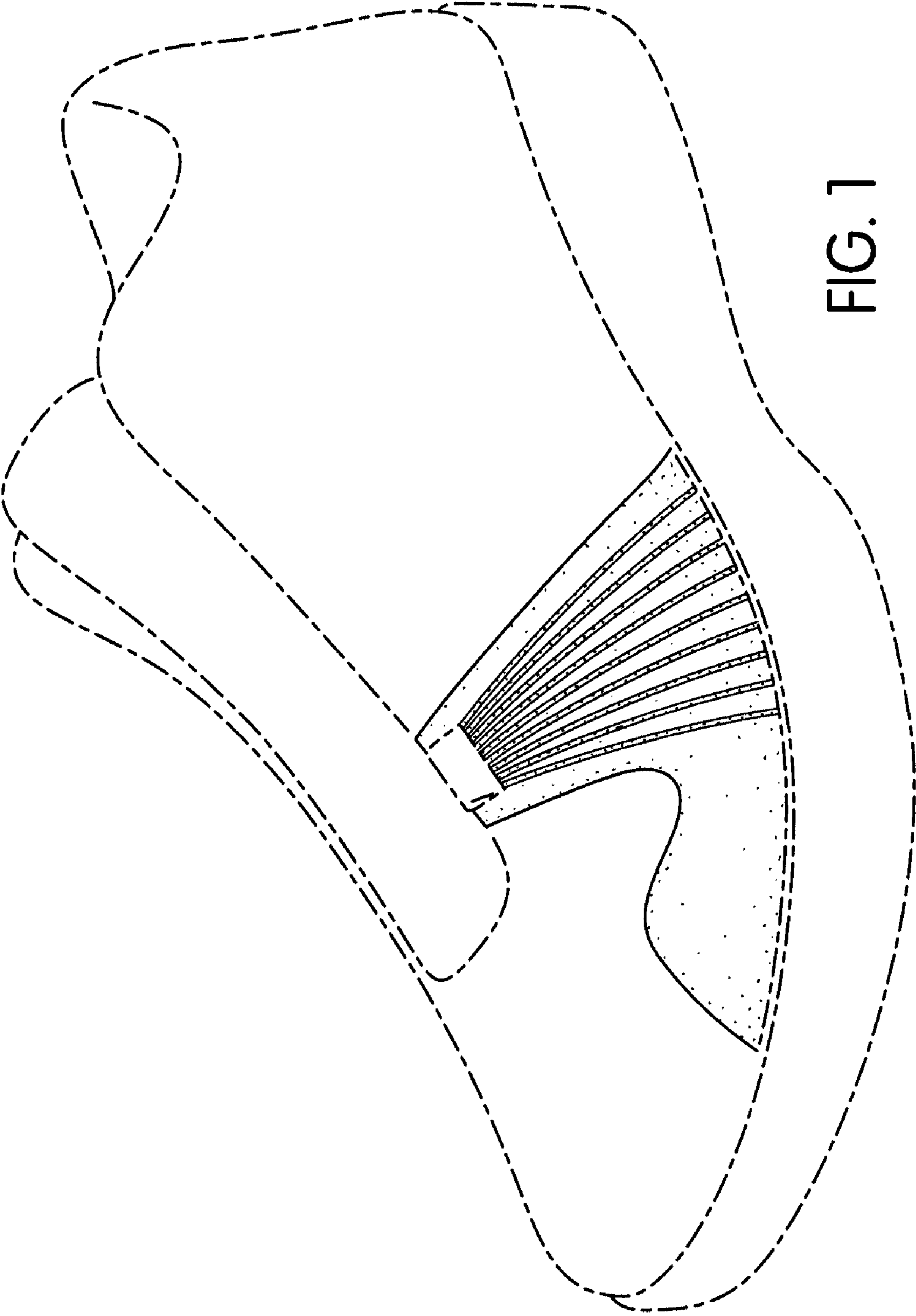


FIG. 1

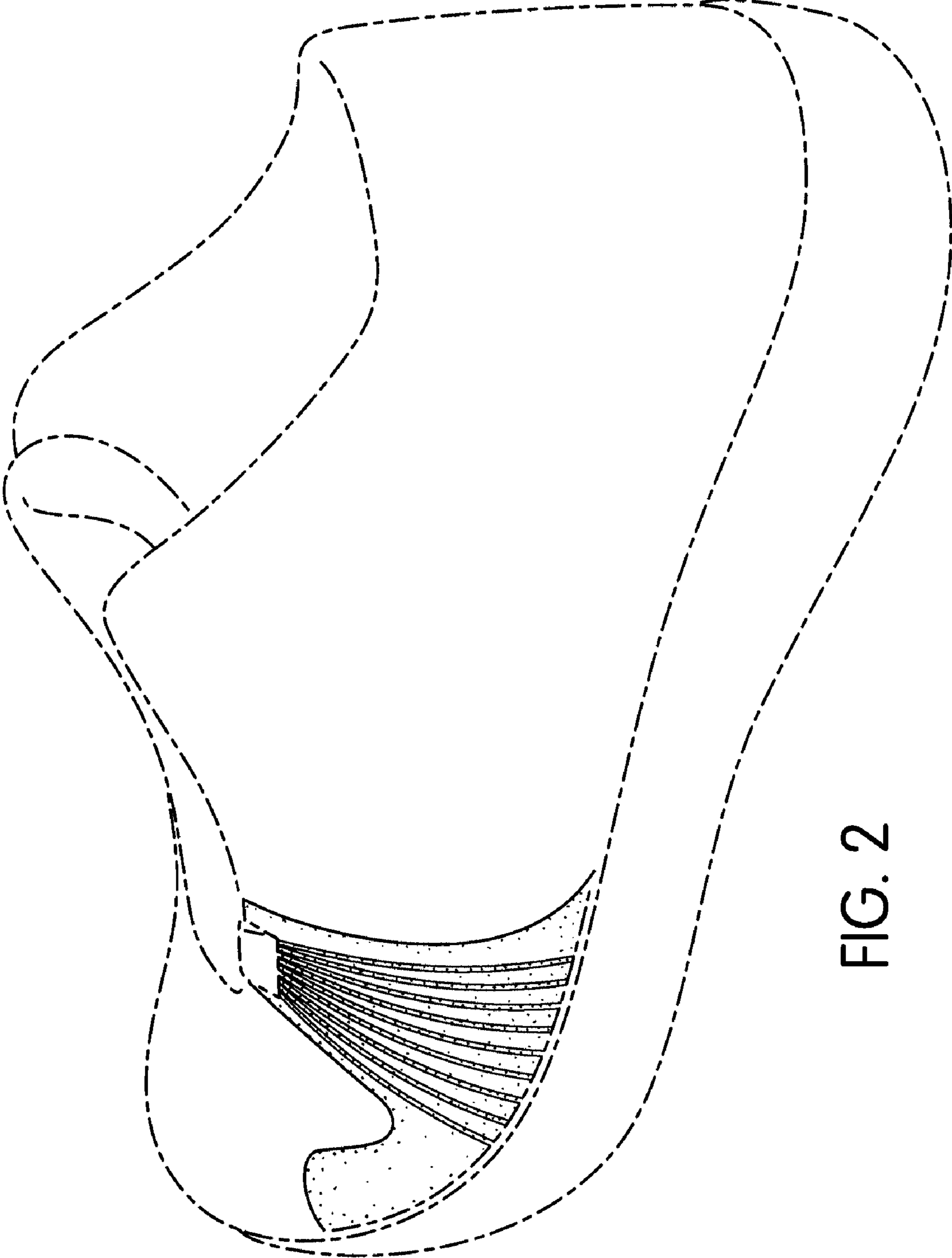


FIG. 2

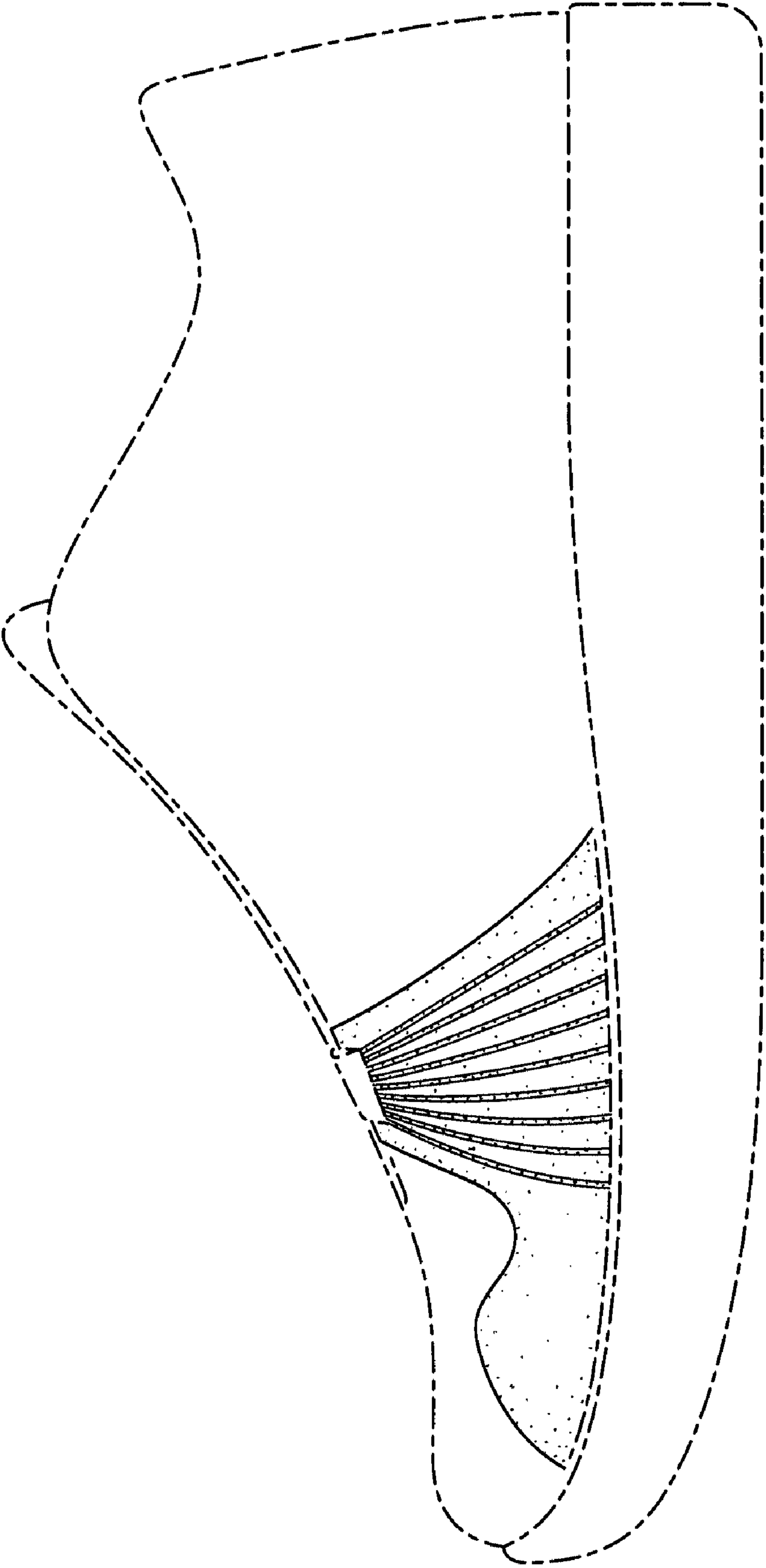


FIG. 3