



US00D610322S

(12) **United States Design Patent**
Schwartz et al.

(10) **Patent No.:** **US D610,322 S**

(45) **Date of Patent:** **** Feb. 16, 2010**

(54) **TRASH RECEPTACLE**

(75) Inventors: **Elisabeth Schwartz**, Munich (DE);
Michael Waldron, Munich (DE); **Sonja Schiefer**, Munich (DE)

(73) Assignee: **Landscape Forms, Inc.**, Kalamazoo, MI (US)

(**) Term: **14 Years**

(21) Appl. No.: **29/335,539**

(22) Filed: **Apr. 17, 2009**

(51) **LOC (9) Cl.** **09-09**

(52) **U.S. Cl.** **D34/1**

(58) **Field of Classification Search** D34/1,
D34/4, 5, 6, 7, 8, 9, 10, 11; 220/908, 908.1,
220/911, 913, 262-264

See application file for complete search history.

(56) **References Cited**

U.S. PATENT DOCUMENTS

1,917,363	A *	7/1933	Fohn	312/212
1,959,800	A *	5/1934	Rogge	47/75
D228,223	S *	8/1973	Gilbert	D34/7
D311,801	S *	10/1990	Kullenberg	D34/5
D483,537	S *	12/2003	Skalka	D34/1
D570,065	S *	5/2008	Weimer et al.	D34/6
D570,066	S *	5/2008	Weimer et al.	D34/6
D597,720	S *	8/2009	Chipman	D34/1

* cited by examiner

Primary Examiner—Cynthia E Ramirez

(74) *Attorney, Agent, or Firm*—Heslin Rothenberg Farley & Mesiti P.C.

(57) **CLAIM**

The ornamental design for a trash receptacle, as shown and described.

DESCRIPTION

This application is related to commonly assigned, concurrently filed application Ser. No. 29/335,538 .

FIG. 1 is a perspective view of a first embodiment of the trash receptacle of the present design;

FIG. 2 is a front elevation view thereof, the rear elevation view being identical thereto;

FIG. 3 is a right side elevation view thereof, the left side elevation view being identical thereto;

FIG. 4 is a top plan view thereof;


FIG. 5 is a perspective view of a second embodiment of the trash receptacle of the present design;

FIG. 6 is a front elevation view thereof, the rear elevation view being identical thereto;

FIG. 7 is a right side elevation view thereof, the left side elevation view being identical thereto; and,

FIG. 8 is a top plan view thereof.

1 Claim, 8 Drawing Sheets






FIG. 1

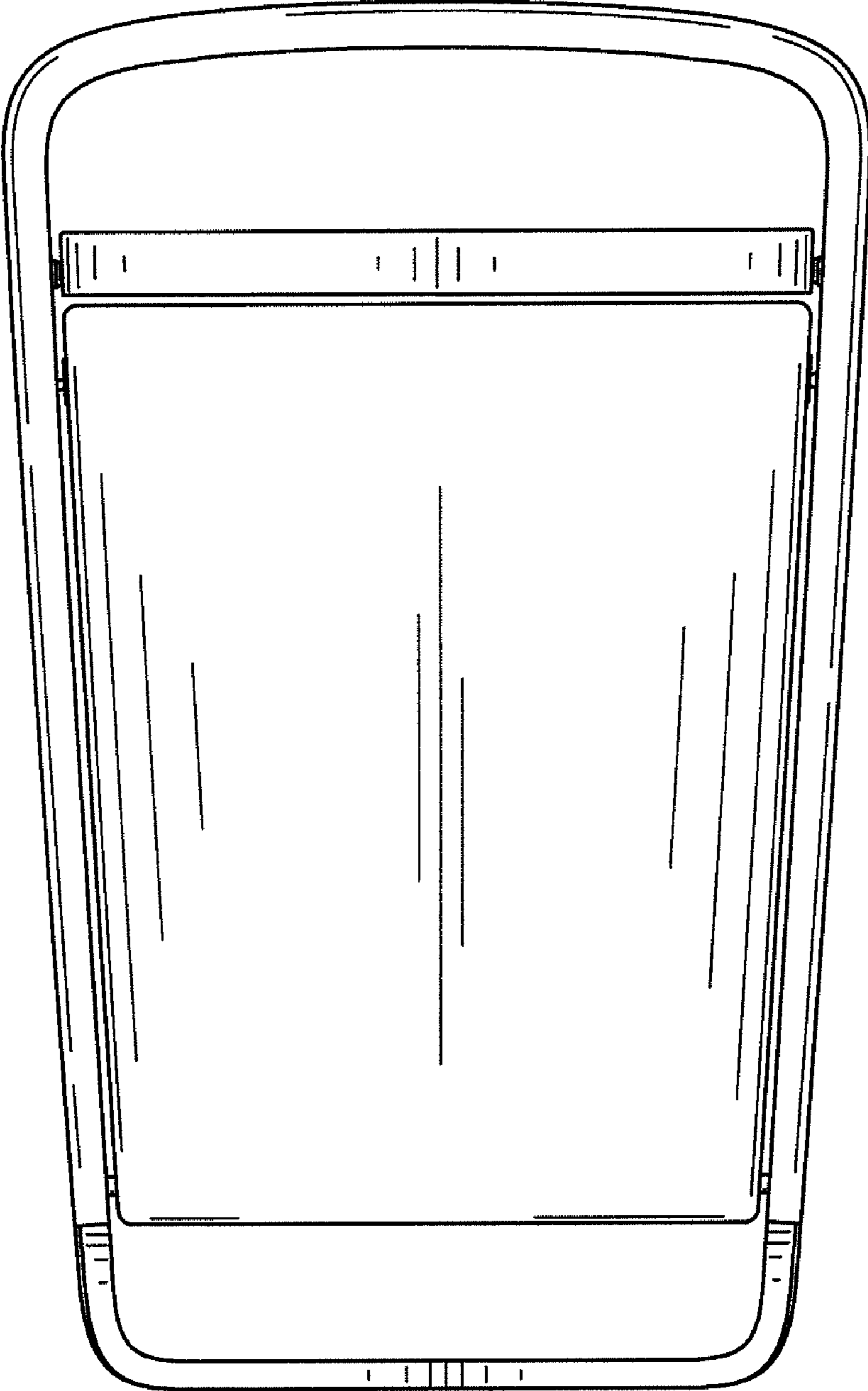


FIG. 2




FIG. 3

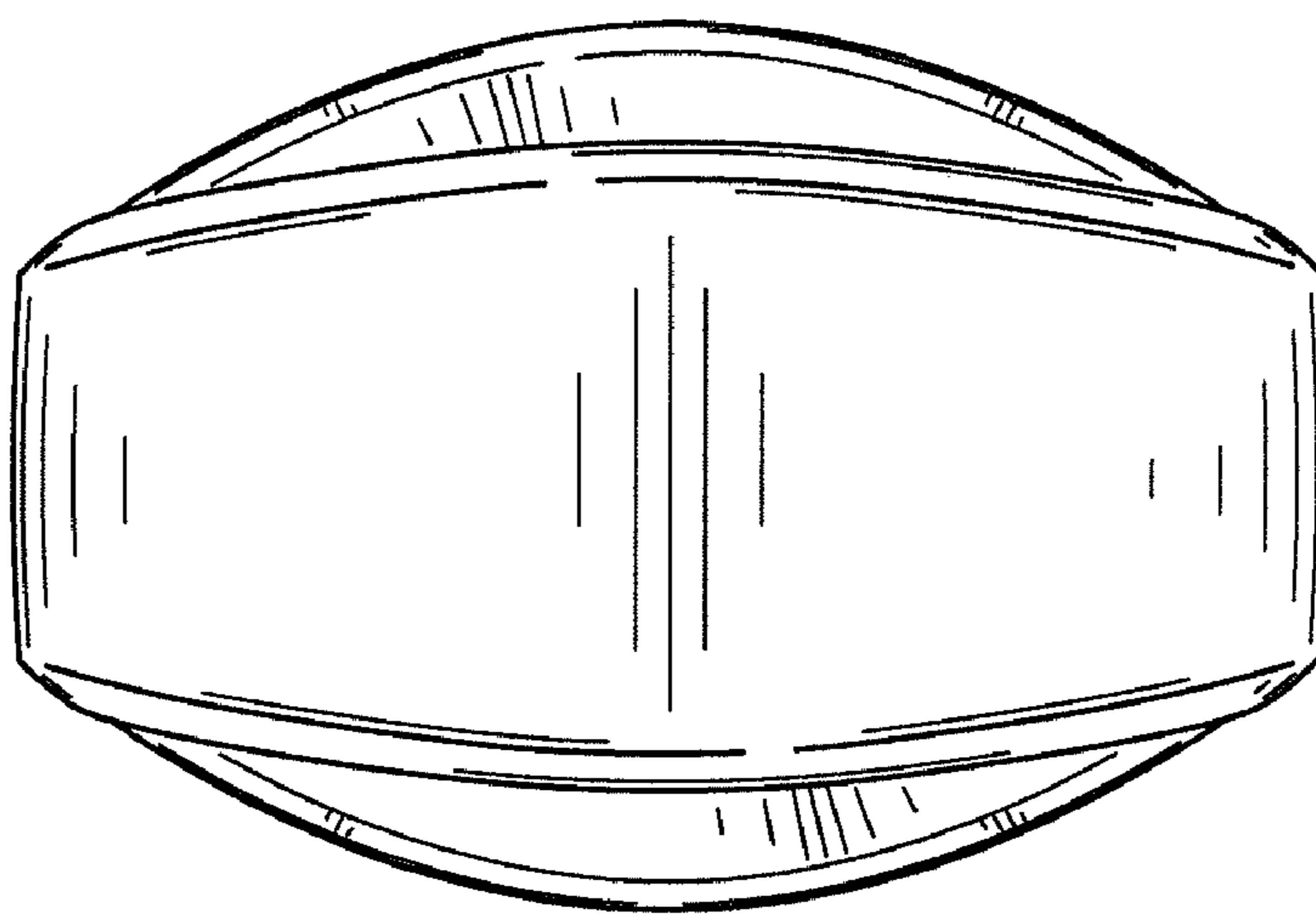


FIG. 4




FIG. 5

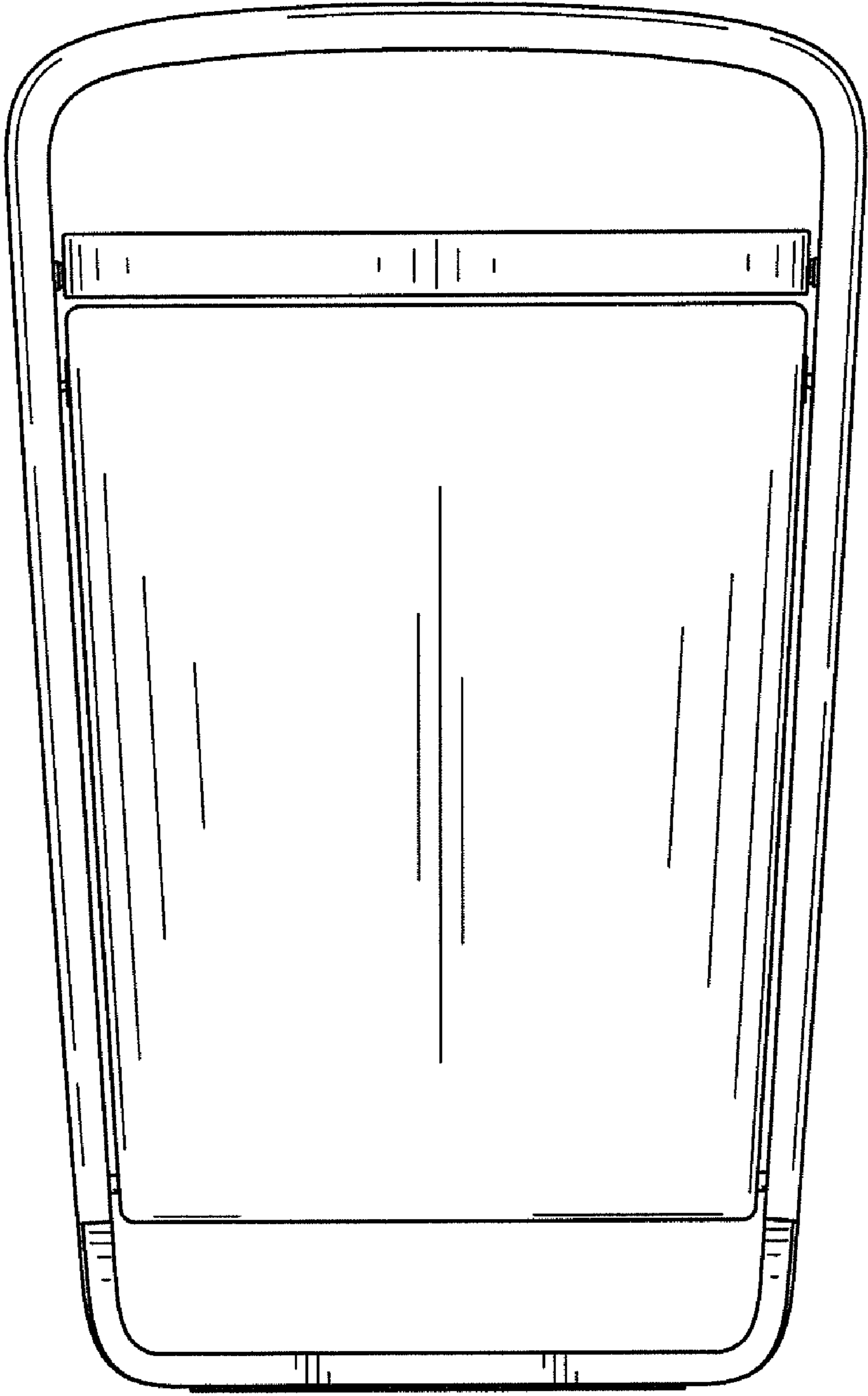


FIG. 6




FIG. 7

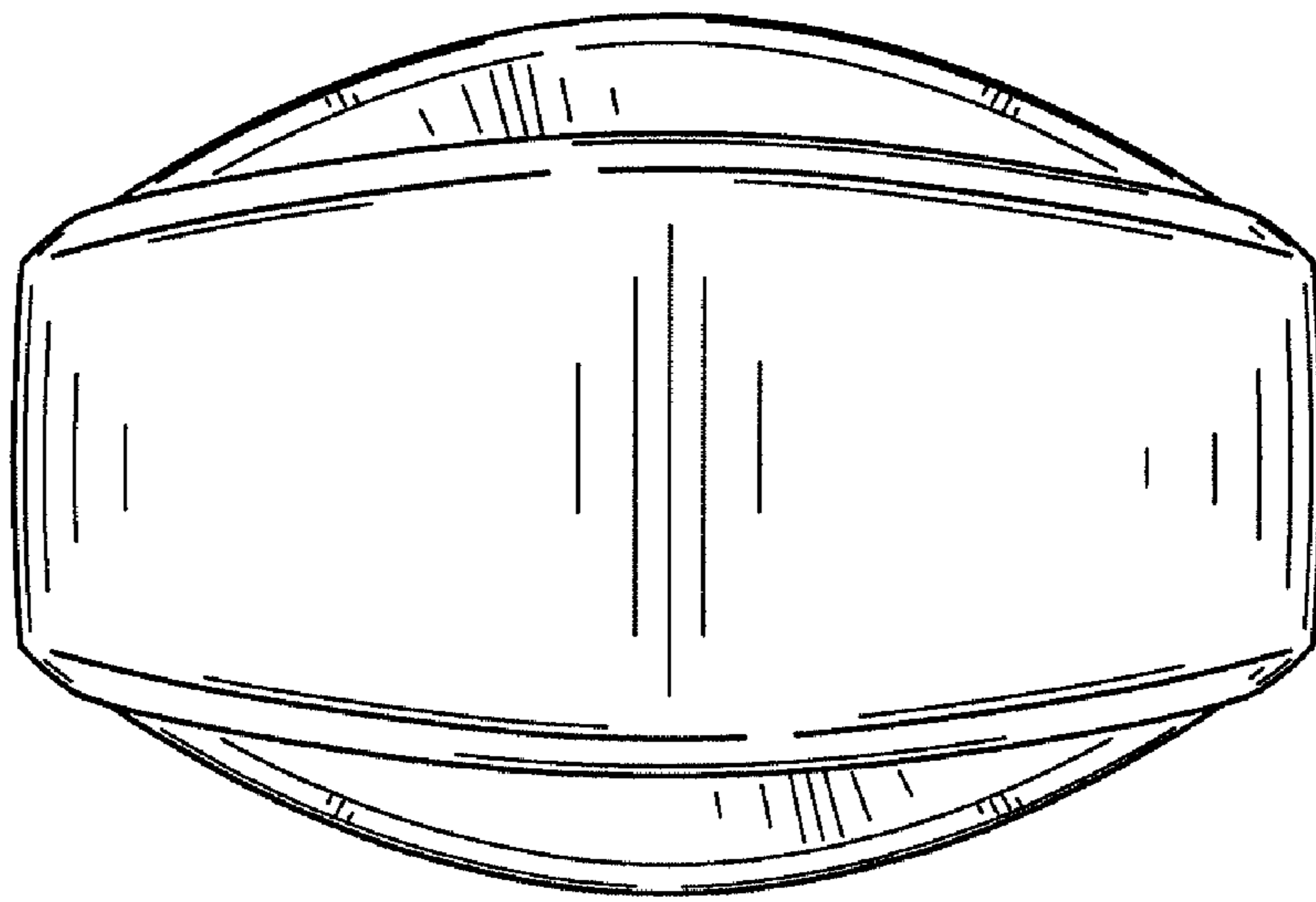


FIG. 8