



US00D610315S

(12) **United States Design Patent**
Lopusnak et al.

(10) **Patent No.:** **US D610,315 S**
(45) **Date of Patent:** **** Feb. 16, 2010**

- (54) **RING-SHAPED RETRACTABLE PET LEASH**
- (75) Inventors: **Rip J. Lopusnak**, Bloomfield, NJ (US);
Sascha Prochaska, Bloomfield, NJ (US)
- (73) Assignee: **The Hartz Mountain Corporation**,
Secaucus, NJ (US)

3,693,596 A	9/1972	Croce et al.
4,402,472 A	9/1983	Burtscher
4,489,494 A	12/1984	Duda
4,813,625 A	3/1989	Takeda
4,856,726 A	8/1989	Kang
D392,429 S	3/1998	Plewa et al.

(Continued)

- (**) Term: **14 Years**
- (21) Appl. No.: **29/325,472**
- (22) Filed: **Oct. 1, 2008**

FOREIGN PATENT DOCUMENTS

DE 3912069 10/1990

(Continued)

- (51) **LOC (9) Cl.** **30-04**
- (52) **U.S. Cl.** **D30/153**
- (58) **Field of Classification Search** D30/151-155,
D30/144; 119/850, 855-860, 862-865, 654,
119/712, 714, 720, 725, 760, 762-775, 791-794,
119/815, 821, 724, 655, 51.02, 660, 174;
24/188, 662, 324, 3.6; D11/3, 12, 200, 7,
D11/79-87, 97, 99, 107, 108, 82, 137, 105,
D11/231, 103, 1, 2, 40-44, 46-49, 53, 56,
D11/57, 59-61, 63, 65, 89, 90-92, 101, 106,
D11/114-116, 201; D2/609, 627, 624, 632,
D2/635, 976, 629, 631; 2/300, 311-319,
2/321, 322, 338, 339, 237; D24/195; D3/207-212,
D3/270-271.3; D26/38; 206/37.1, 38.1;
D6/302-304; 70/456 R, 456 B, 458, 459;
D8/1, 34, 38, 18, 356, 367, 499; 54/19.1;
63/1.11, 3.1, 3.2, 3, 9, 37, 38, 18-20, 23,
63/12, 13, 14.1, 21, 31; 59/85, 89; 424/409;
43/131; 446/314, 376; 428/28; 40/300
See application file for complete search history.

Primary Examiner—Susan Moon Lee
(74) *Attorney, Agent, or Firm*—Stroock & Stroock & Lavan
LLP

(57) **CLAIM**

We claim the ornamental design for a ring-shaped retractable pet leash, as shown.

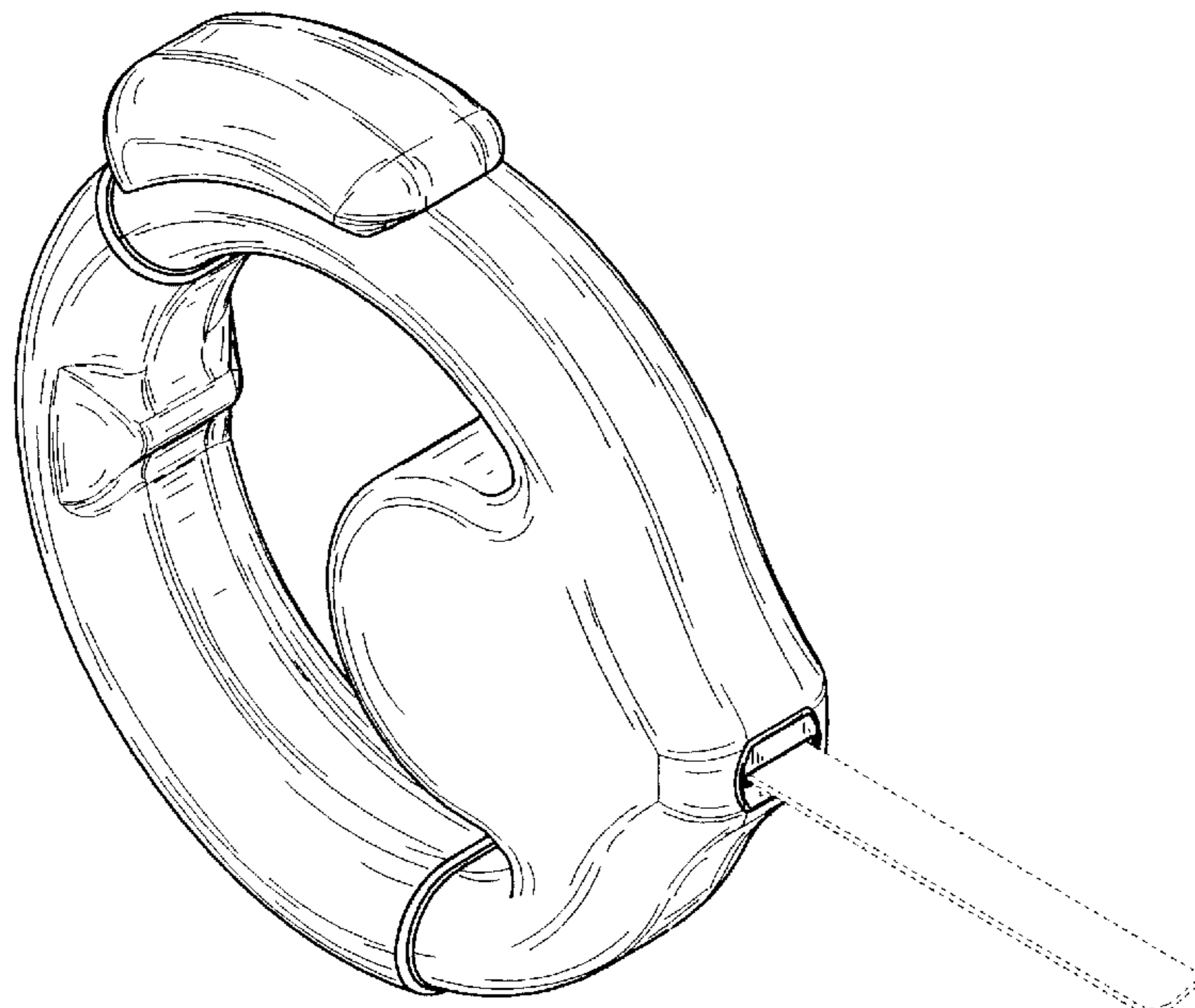
DESCRIPTION

FIG. 1 is perspective view of a ring-shaped retractable pet leash in accordance with the present invention;
FIG. 2 is a side view of the retractable pet leash of FIG. 1.
FIG. 3 is a front view of the retractable pet leash of FIG. 1.
FIG. 4 is a top view of the retractable pet leash of FIG. 1;
FIG. 5 is a bottom view of the retractable pet leash of FIG. 1;
and,
FIG. 6 is a back view of the retractable pet leash of FIG. 1.
The broken line showing of a leash strap is for environmental illustration and is not claimed.

- (56) **References Cited**
U.S. PATENT DOCUMENTS

D185,639 S * 7/1959 Hofmann-Igl D19/69

1 Claim, 3 Drawing Sheets



US D610,315 S

Page 2

U.S. PATENT DOCUMENTS

5,890,456 A 4/1999 Tancrede
6,148,773 A 11/2000 Bogdahn
D439,302 S 3/2001 Plewa
D448,892 S 10/2001 Hans
6,526,918 B1 3/2003 Arnold
6,935,277 B2 8/2005 Vaccari
D519,246 S 4/2006 Plewa
7,131,401 B2 11/2006 Huff et al.
7,168,393 B2 1/2007 Bogdahn et al.
D553,307 S * 10/2007 Ko D30/152
D587,861 S * 3/2009 Miller D30/153
D592,249 S * 5/2009 Chang D19/69
2003/0042350 A1 3/2003 Irving
2003/0145803 A1 8/2003 Muller

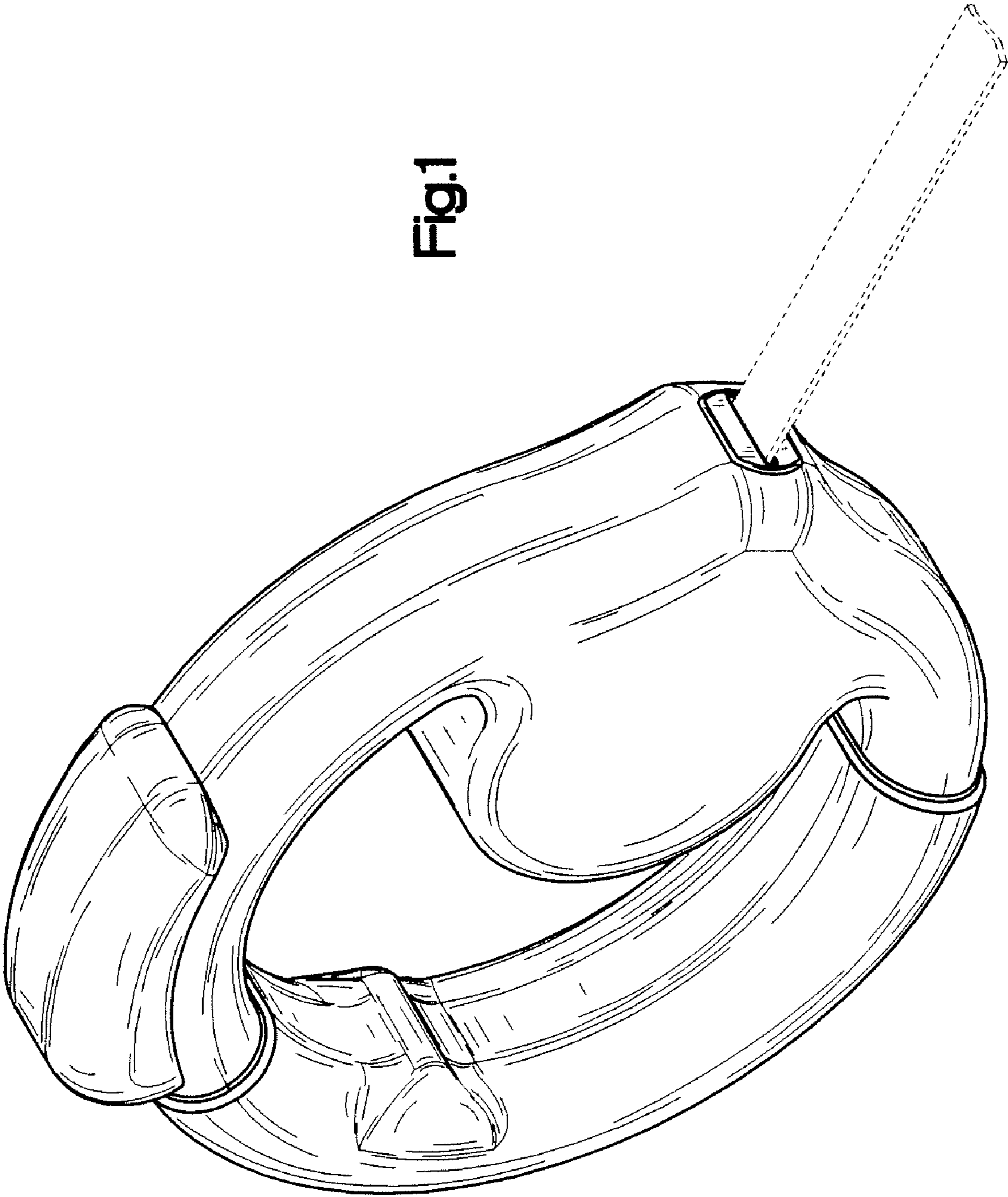
2006/0118062 A1 6/2006 Edwards
2007/0022975 A1 2/2007 Arnold
2008/0006223 A1* 1/2008 Sugalski 119/795
2008/0011895 A1 1/2008 Bleshoy
2008/0105214 A1* 5/2008 Moulton 119/796

FOREIGN PATENT DOCUMENTS

DE 9112682 3/1993
EP 0320079 5/1983
EP 0093445 6/1989
EP 0464725 1/1992
EP 0970606 1/2000
WO WO 2003/007703 1/2003
WO WO 2005/025303 3/2005

* cited by examiner

Fig.1






Fig.3

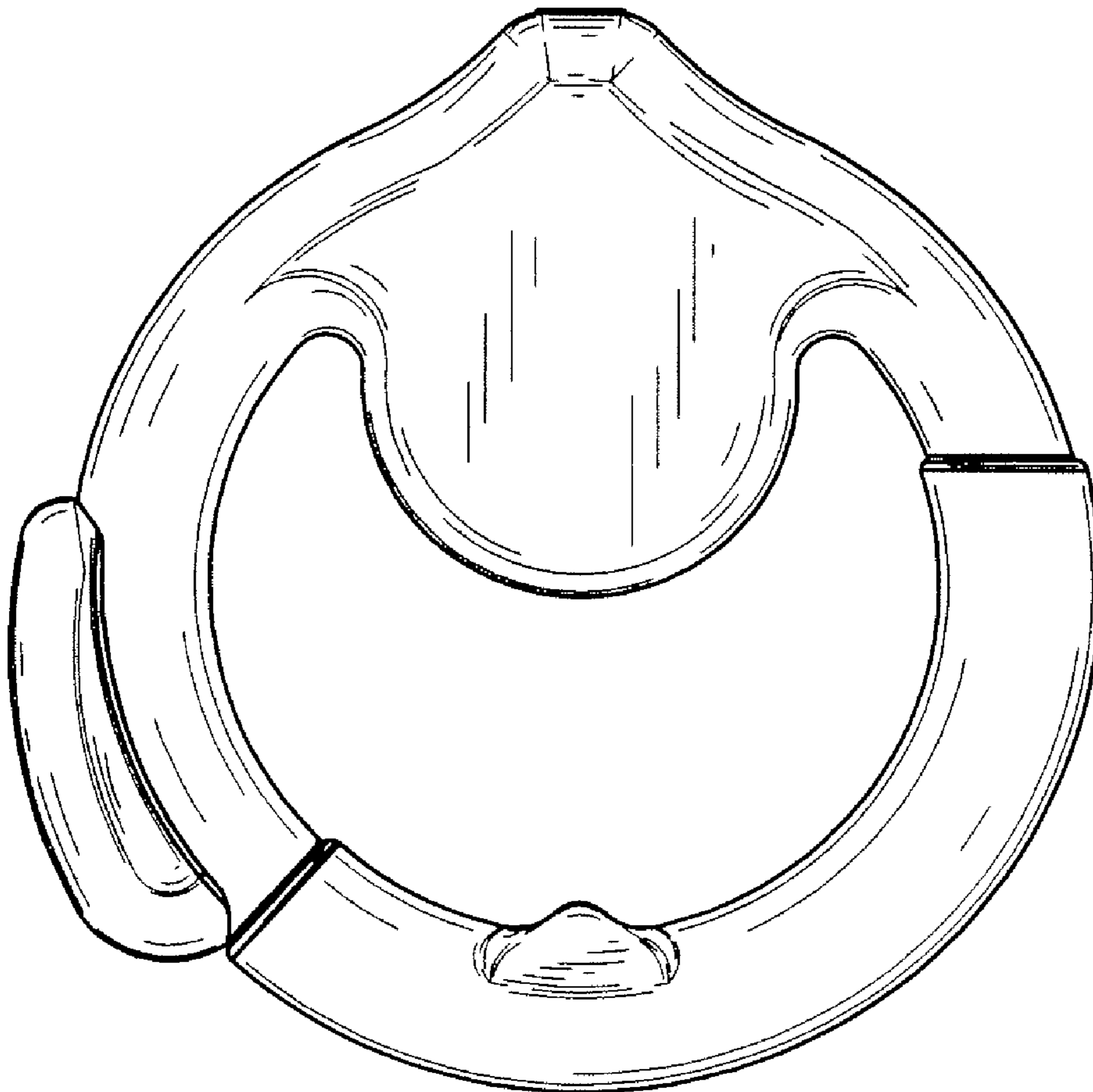


Fig.2

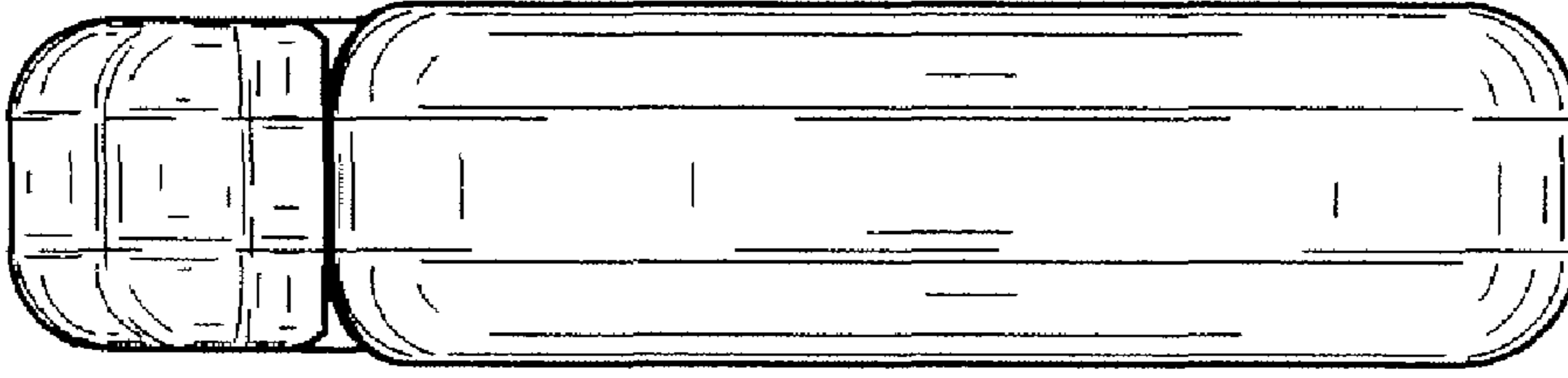


Fig.6




Fig.5

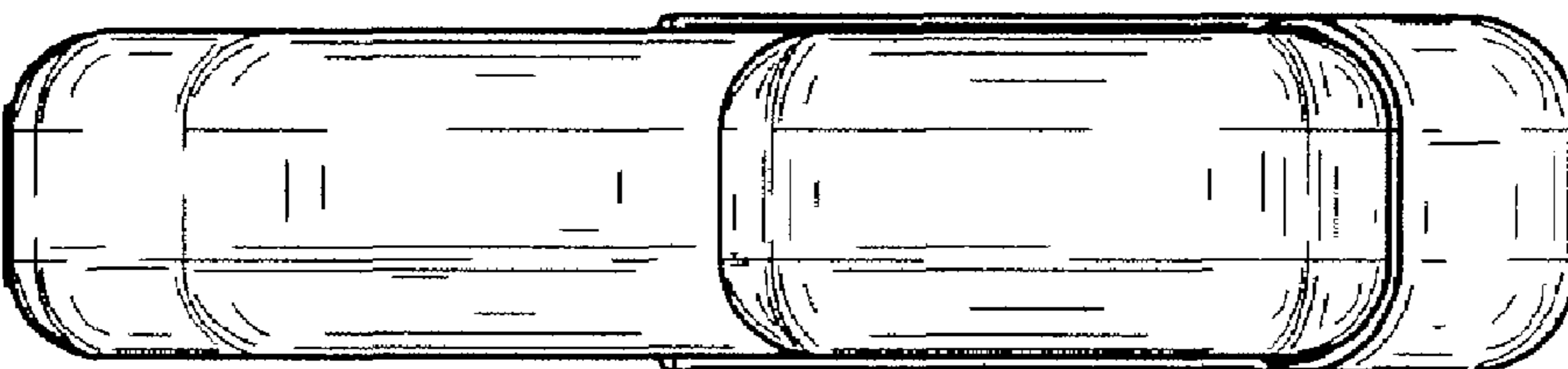


Fig.4