



US00D610305S

(12) **United States Design Patent**
Lee

(10) **Patent No.:** **US D610,305 S**
(45) **Date of Patent:** **** Feb. 16, 2010**

(54) **HAIR IRON**

(76) Inventor: **Daebum Lee**, 322 Dongyang APT
107-1004, Songjeong-dong, Icheon-si,
Gyeonggi-do (KR)

(**) Term: **14 Years**

(21) Appl. No.: **29/333,183**

(22) Filed: **Mar. 4, 2009**

(51) **LOC (9) Cl.** **28-03**

(52) **U.S. Cl.** **D28/35**

(58) **Field of Classification Search** D28/35-38;
132/222-229, 232, 125, 234, 245; 219/222,
219/225-227

See application file for complete search history.

(56) **References Cited**

U.S. PATENT DOCUMENTS

D581,592 S	*	11/2008	Hein	D28/35
D596,796 S	*	7/2009	Keong et al.	D28/35
D596,801 S	*	7/2009	Keong	D28/35

* cited by examiner

Primary Examiner—Jennifer Rivard

(74) *Attorney, Agent, or Firm*—John K. Park; Park Law Firm

(57) **CLAIM**

The ornamental design for a hair iron, as shown and described.

DESCRIPTION

FIG. 1 is a perspective view of a hair iron showing my new design;

FIG. 2 is a front elevation view thereof;

FIG. 3 is a rear elevation view thereof;

FIG. 4 is a side view thereof;

FIG. 5 is another side view thereof;

FIG. 6 is a top plan view thereof;

FIG. 7 is a bottom plan view thereof; and,

FIG. 8 is another side view illustrating the hair iron connected to a power cord.

The broken line showing of environment is for illustrative purposes only and forms no part of the claimed design.

1 Claim, 3 Drawing Sheets

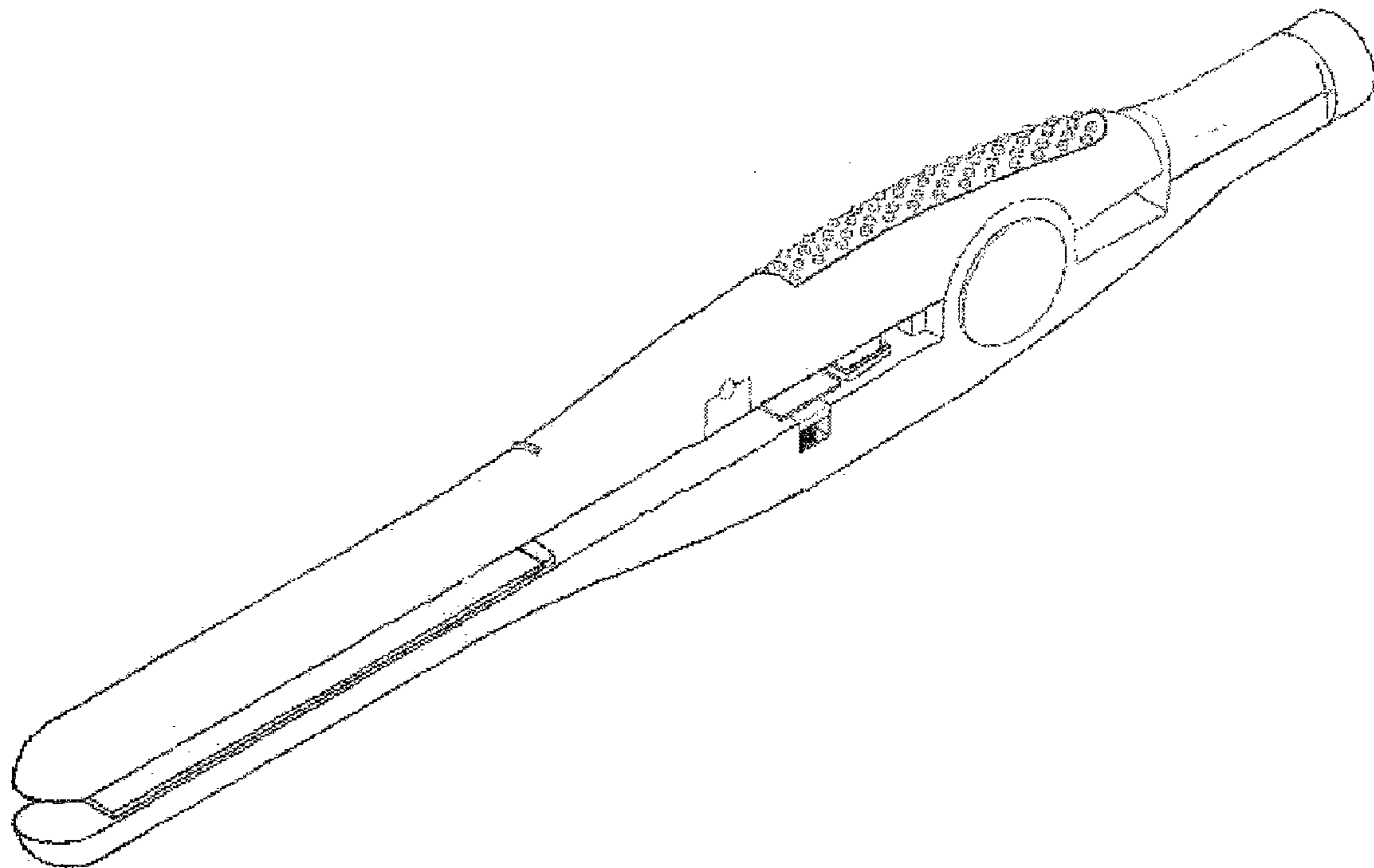


Fig. 1

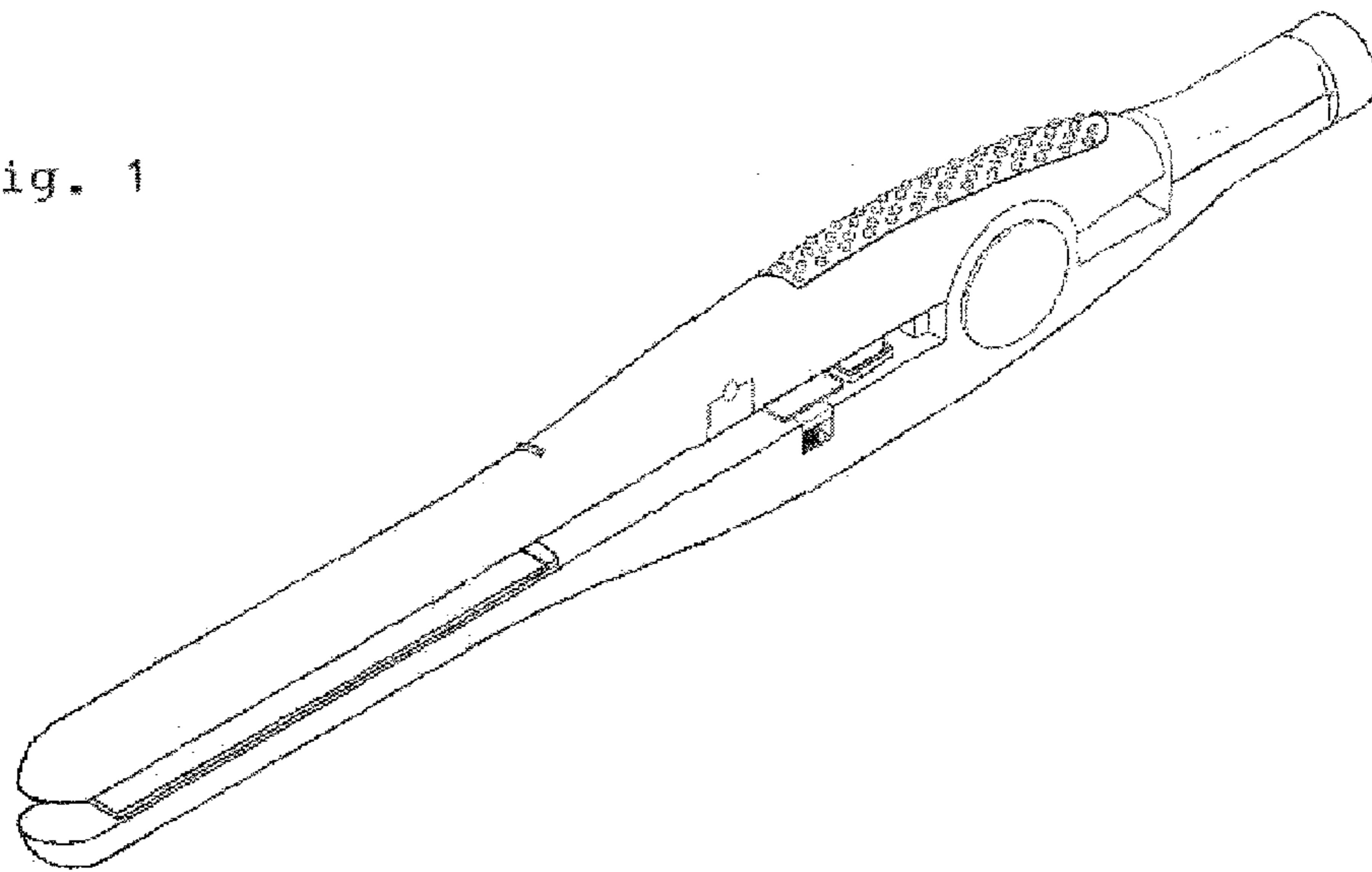


Fig. 2

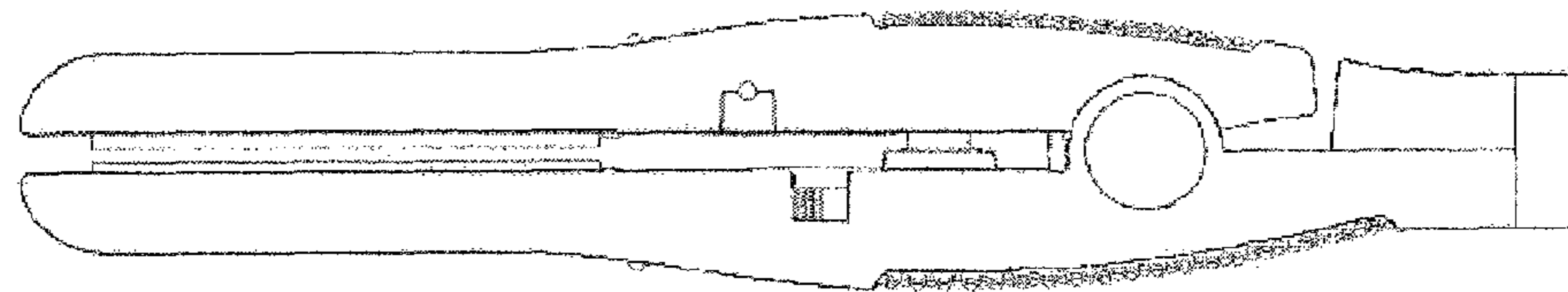


Fig. 3



Fig. 4

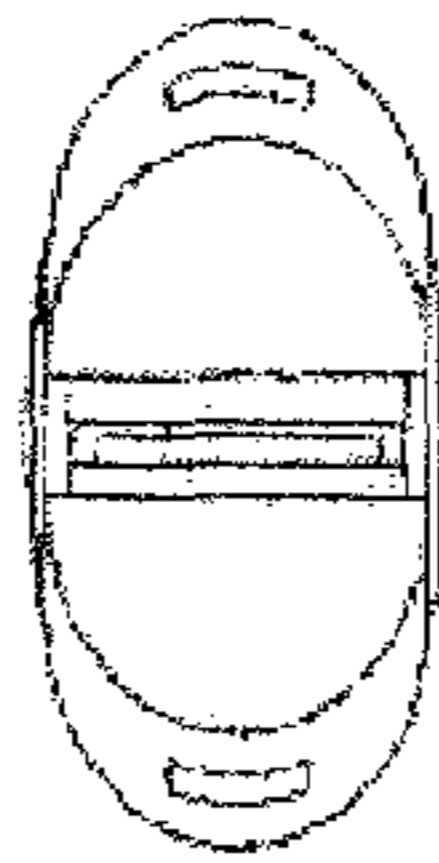


Fig. 5

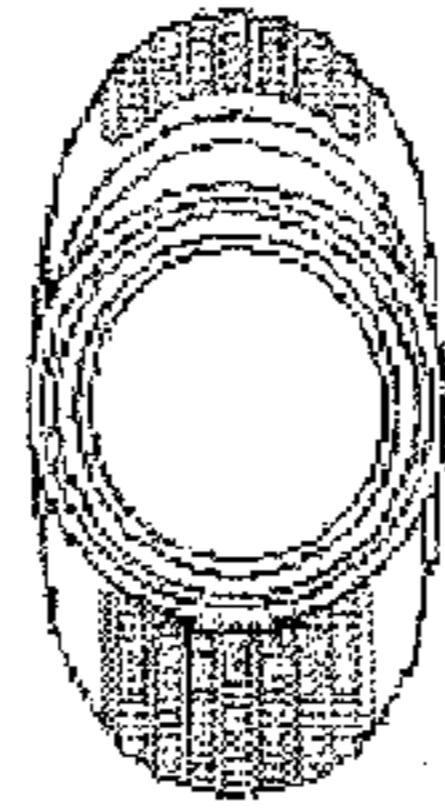


Fig. 6

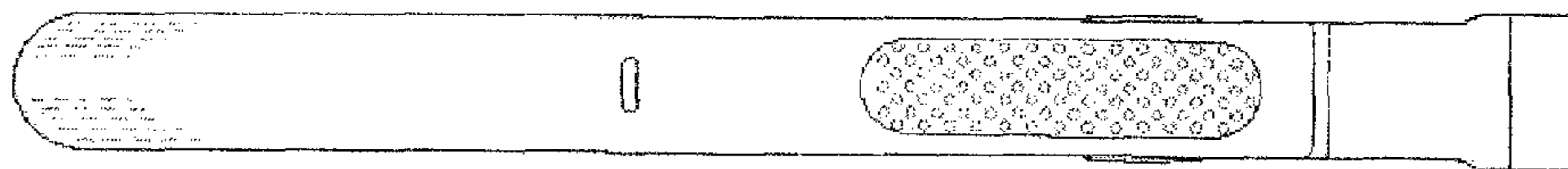


Fig. 7




Fig. 8

