



US00D610299S

(12) **United States Design Patent**  
**Ngai et al.**

(10) **Patent No.:** **US D610,299 S**  
(45) **Date of Patent:** **\*\* Feb. 16, 2010**

(54) **OLED LIGHTING FIXTURE WITH SUSPENSION**

(75) Inventors: **Peter Y. Y. Ngai**, Alamo, CA (US);  
**Frank A. Friedman**, Mill Valley, CA (US)

(73) Assignee: **ABL IP Holdings, LLC**, Conyers, GA (US)

(\*\*) Term: **14 Years**

(21) Appl. No.: **29/343,222**

(22) Filed: **Sep. 9, 2009**

(51) **LOC (9) Cl.** ..... **26-03**

(52) **U.S. Cl.** ..... **D26/88; D26/120**

(58) **Field of Classification Search** ..... D26/88,  
D26/89, 118, 121, 122, 128, 131, 132, 135;  
362/34, 84, 147, 404-408, 453-456

See application file for complete search history.

(56) **References Cited**

**U.S. PATENT DOCUMENTS**

D29,367 S *	9/1898	MacIntire	.....	D26/88
D43,646 S *	2/1913	Ryan	.....	D26/88
D53,152 S *	4/1919	Irwin	.....	D26/135
D77,657 S *	2/1929	Stanyo	.....	D26/131
D79,375 S *	9/1929	Lazerson	.....	D26/88
D87,964 S *	10/1932	Howell	.....	D26/88

(Continued)

**OTHER PUBLICATIONS**

WAC Lighting OLED prototype shown and described in Thomas Net News article of May 26, 2009. Downloaded from <http://news.thomasnet.com/companystory/827327>. (9 pages).\*

(Continued)

*Primary Examiner*—Clare E Heflin

(74) *Attorney, Agent, or Firm*—Donald L. Beeson; Beeson Skinner Beverly, LLP

(57) **CLAIM**

The ornamental design for an OLED lighting fixture with suspension, as shown and described.

**DESCRIPTION**

FIG. 1 is a bottom perspective view of an OLED lighting fixture with suspension showing our new design;

FIG. 2 is a top perspective view thereof;

FIG. 3 is a front elevational view thereof, the rear elevation, and the left and right side elevations being identical thereto;

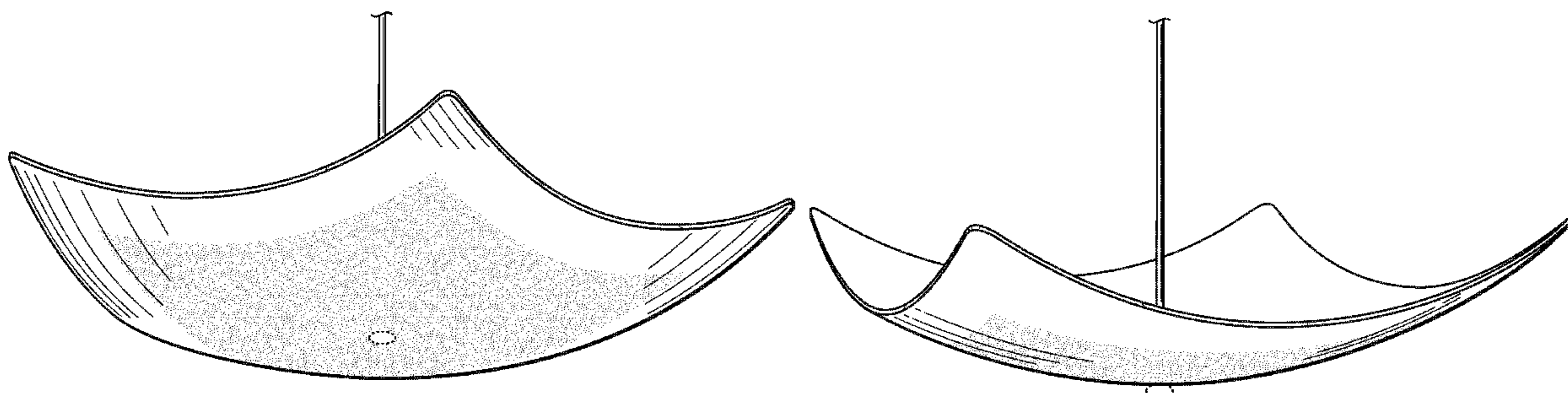
FIG. 4 is a rotated elevational view thereof; and,

FIG. 5 is a bottom plan view thereof.

“OLED” means Organic Light-Emitting Diode. The characteristic feature of the design resides in the overall shape of the OLED lighting fixture in combination with an illumination pattern on the bottom surface of the lighting fixture and further in combination with a suspension element. The suspension element could be a flexible cable or a rigid stem. In FIGS. 2 and 4, the revealed top surface of the OLED lighting fixture has no surface shading to indicate that the visual characteristics of the top of the OLED lighting fixture form no part of the claimed design. The stippled surface on the bottom of the lighting fixture indicates an area of illumination when the OLED lighting fixture is turned on. The non-stippled surface on the bottom of the lighting fixture indicates an area that is not illuminated when the OLED lighting fixture is turned on. The area of the OLED lighting fixture represented by the stippled surface can be transparent, translucent or opaque, and the area represented by the non-stippled surface can be transparent, translucent or opaque. These separate illuminated and non-illuminated areas do not have to exhibit the same transparent, translucent or opaque characteristic.

The suspension element of the design is cut-away at the top to indicate indeterminate length. In FIGS. 1, and 3-5, the broken line showing of a suspension element attachment knob at the bottom of the OLED lighting fixture is provided for illustrative purposes only and forms no part of the claimed design.

**1 Claim, 4 Drawing Sheets**



# US D610,299 S

Page 2

## U.S. PATENT DOCUMENTS

D94,669 S \* 2/1935 Drake ..... D20/99  
D99,847 S \* 6/1936 Abramson ..... D26/131  
2,111,279 A \* 3/1938 Cohen ..... 362/255  
D150,095 S \* 6/1948 Novin ..... D26/131  
D205,004 S \* 6/1966 Puszka ..... D26/122  
D251,630 S \* 4/1979 Larson ..... D26/128  
D274,068 S \* 5/1984 Sverdlin ..... D26/138  
D322,142 S \* 12/1991 Gismondi ..... D26/88  
D325,998 S \* 5/1992 Shaw ..... D26/131  
D339,654 S \* 9/1993 Chan ..... D26/131  
RE35,132 E \* 12/1995 Bay et al. .... 362/34  
5,557,869 A \* 9/1996 Douglas ..... 40/542  
6,367,942 B1 \* 4/2002 Bauer ..... 362/34  
D464,462 S \* 10/2002 Shieh ..... D26/132  
D481,454 S \* 10/2003 Young ..... D23/411  
D548,872 S \* 8/2007 Dubbeldam et al. .... D26/85  
D552,291 S \* 10/2007 De'Armond ..... D26/85

D563,589 S \* 3/2008 Hariri et al. .... D26/88  
D600,399 S \* 9/2009 Sonobe ..... D26/121  
2008/0007936 A1 \* 1/2008 Liu et al. .... 362/84

## OTHER PUBLICATIONS

George Kovacs Checked Glass 18" Wide Pendant Light—item#EUJ3589 from EuroStyleLighting.com. Downloaded Oct. 8, 2009.\*

Eurofase Intertwining Vines Plate Glass Square Pendant—Item#EUH5078 from eurostylelighting.com on Oct. 8, 2009.\*

All OLED Light fixtures shown in article “OLED—The Flexible, Power-efficient Future Of Lighting” in Ecofriend.org blog dated Jul. 30, 2008. (5 pages).\*

Phillipe Collection 23½" Wide Pendant Light—Item#EU58143 from Eurostylelighting.com on Oct. 8, 2009. (2 pages).\*

\* cited by examiner

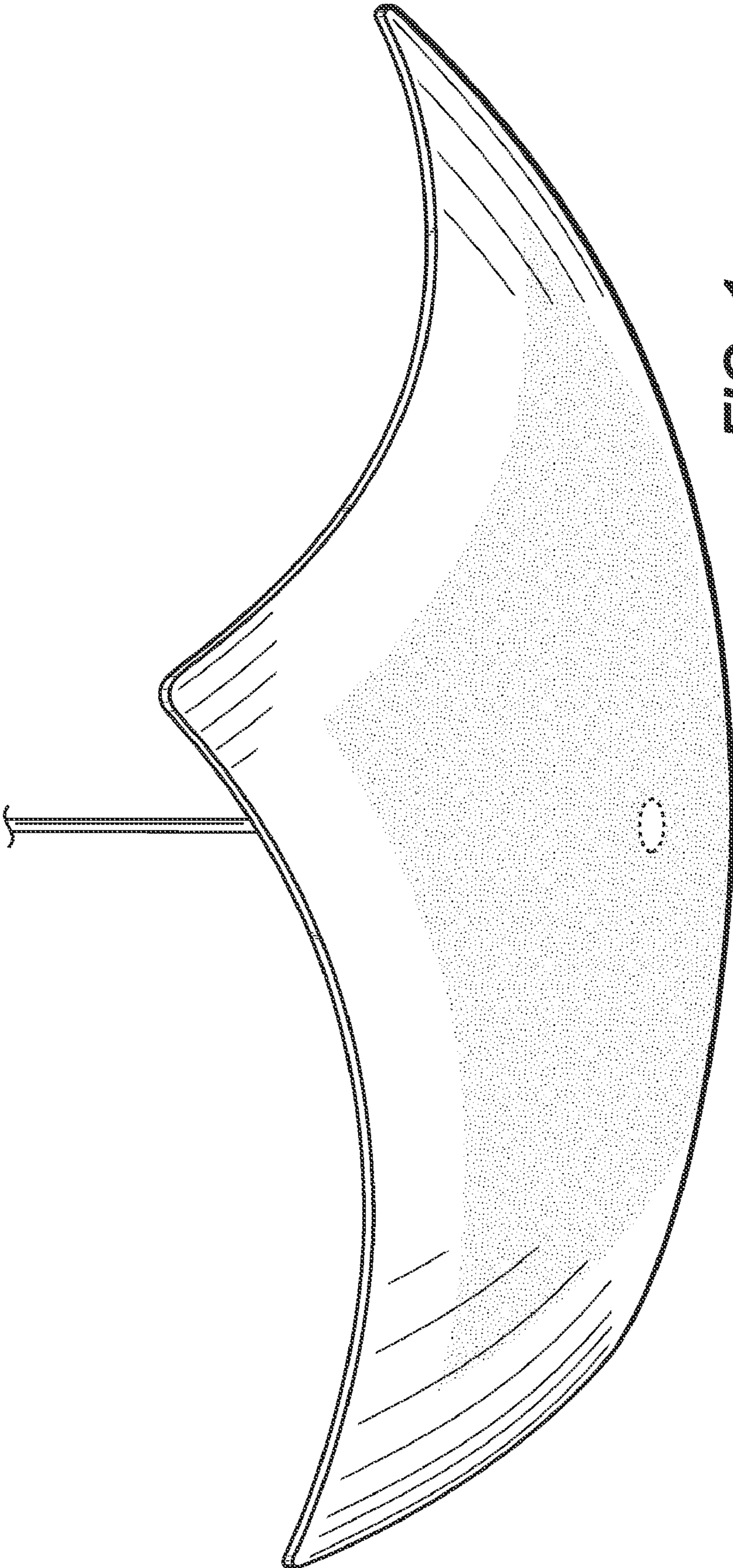


FIG. 1

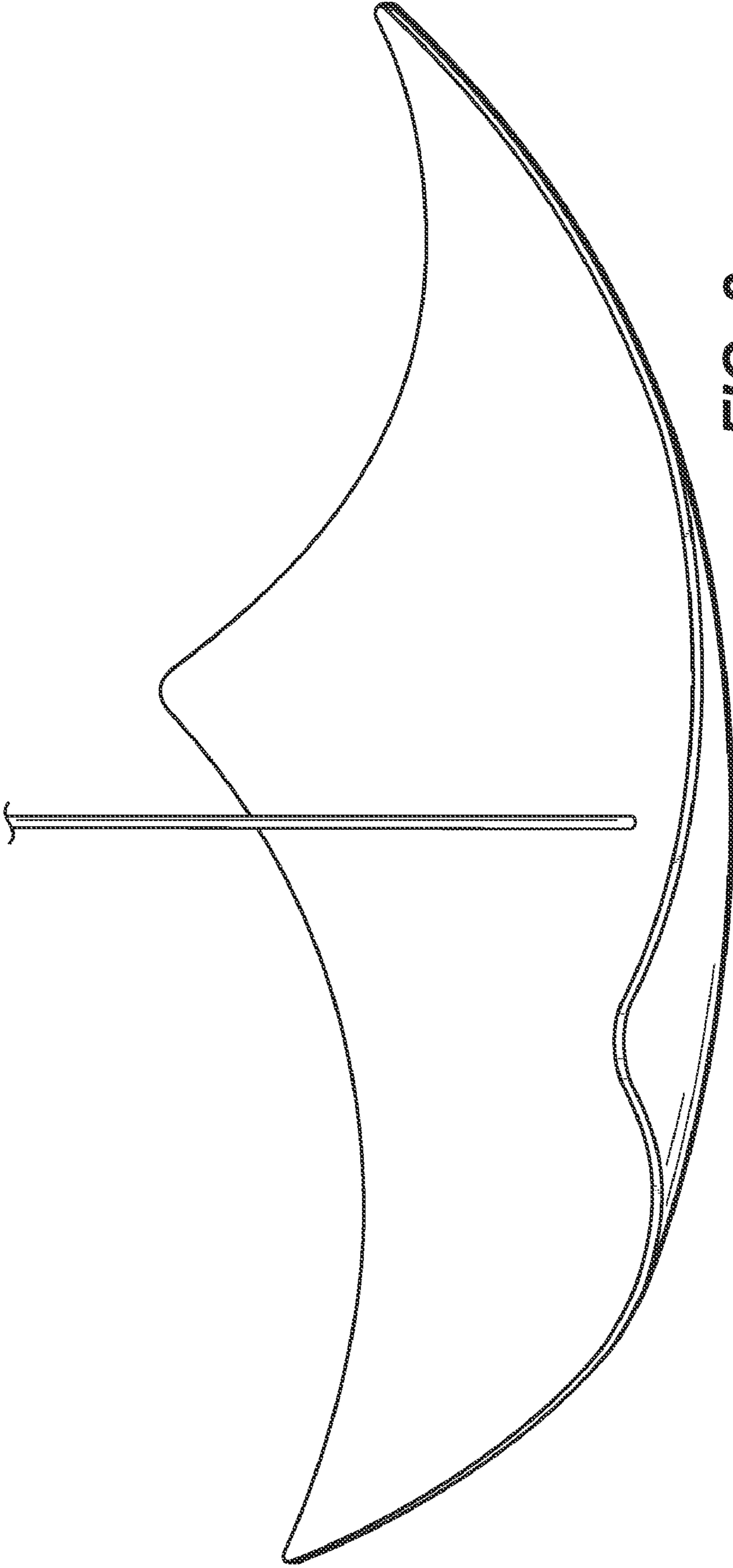
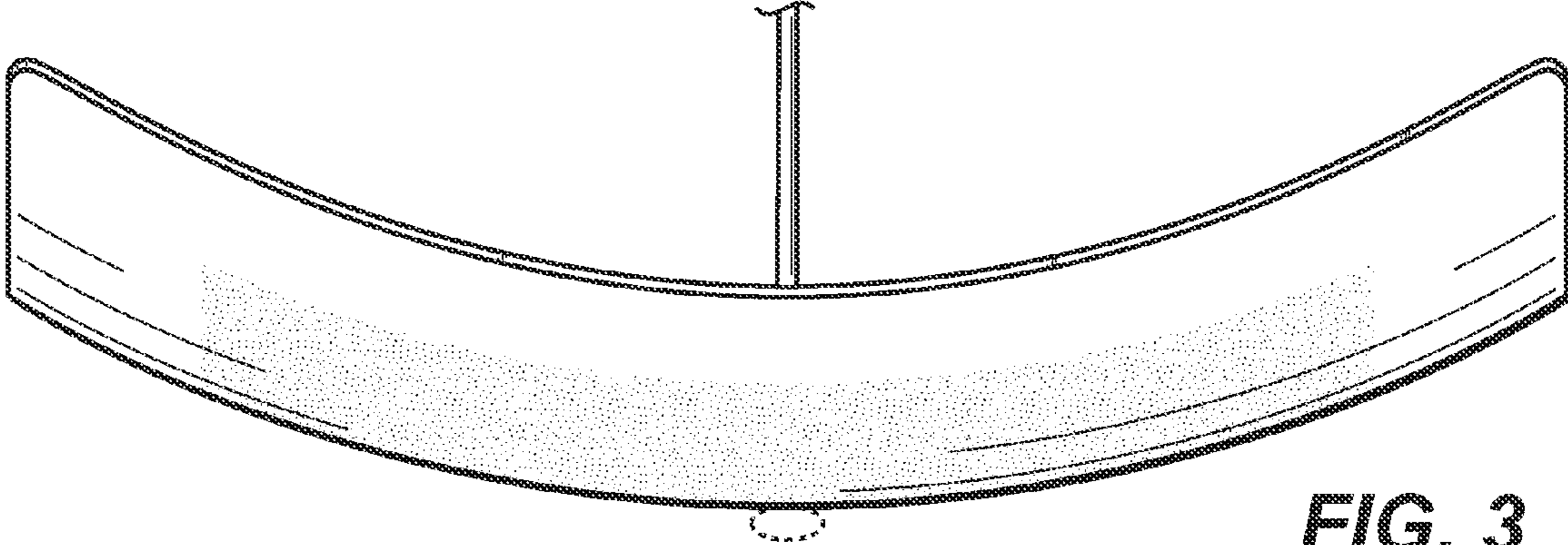
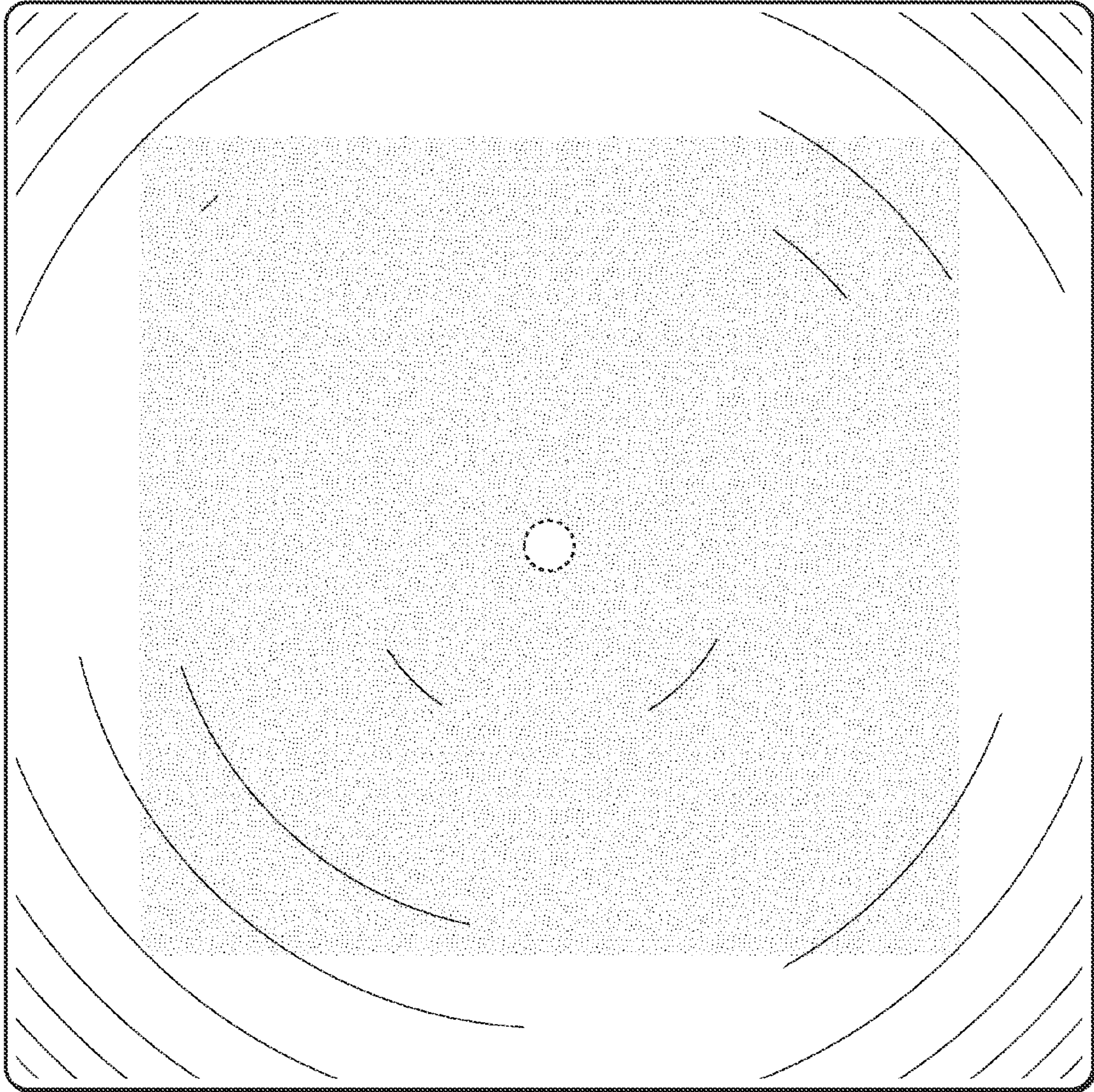


FIG. 2



**FIG. 3**



**FIG. 5**

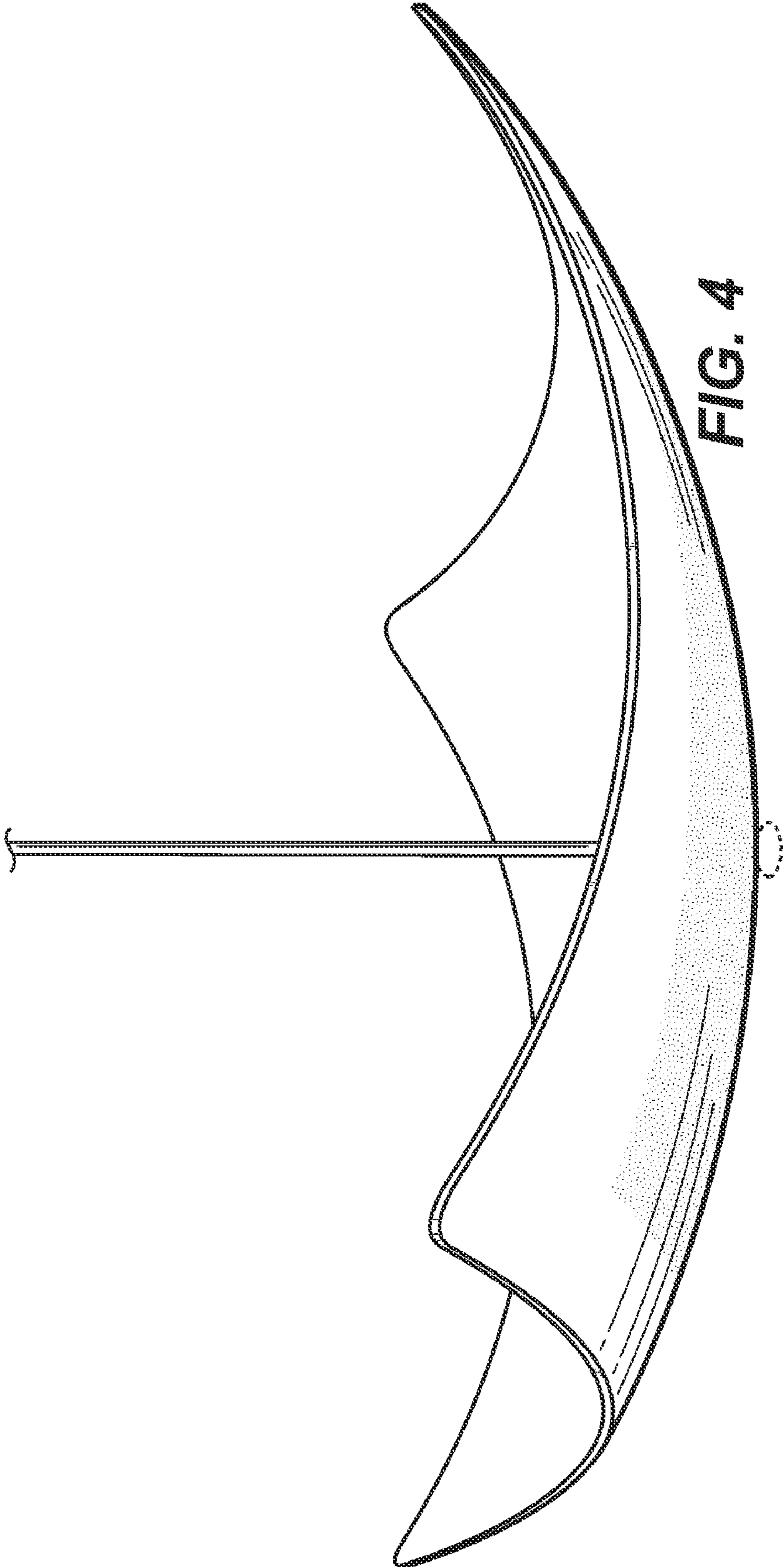


FIG. 4