



US00D610298S

(12) **United States Design Patent**
Ngai et al.

(10) **Patent No.:** **US D610,298 S**
(45) **Date of Patent:** **** Feb. 16, 2010**

(54) **OLED LIGHTING FIXTURE**

(75) Inventors: **Peter Y. Y. Ngai**, Alamo, CA (US);
Frank A. Friedman, Mill Valley, CA
(US)

(73) Assignee: **ABL IP Holding, LLC**, Conyers, GA
(US)

(**) Term: **14 Years**

(21) Appl. No.: **29/343,189**

(22) Filed: **Sep. 9, 2009**

(51) **LOC (9) Cl.** **26-03**

(52) **U.S. Cl.** **D26/88; D26/120**

(58) **Field of Classification Search** D26/88,
D26/89, 118, 121, 122, 128, 131, 132, 135;
362/34, 84, 147, 404-408, 453-456
See application file for complete search history.

(56) **References Cited**

U.S. PATENT DOCUMENTS

D29,367 S * 9/1898 MacIntire D26/88

(Continued)

OTHER PUBLICATIONS

WAC Lighting OLED prototype shown and described in Thomas Net News article of May 26, 2009. Downloaded from <http://news.thomasnet.com/companystory/827327>. (9 pages).*

(Continued)

Primary Examiner—Clare E Heflin

(74) *Attorney, Agent, or Firm*—Donald L. Beeson; Beeson Skinner Beverly, LLP

(57) **CLAIM**

The ornamental design for an OLED lighting fixture, as shown and described.

DESCRIPTION

FIG. 1 is a bottom perspective view of an OLED lighting fixture showing our new design;

FIG. 2 is a top perspective view thereof;

FIG. 3 is a front elevational view thereof; the rear elevation, and the left and right side elevations being identical thereto;

FIG. 4 is a rotated elevational view thereof; and

FIG. 5 is a bottom plan view thereof.

FIG. 6 is a bottom perspective view of an OLED lighting fixture showing an alternative embodiment of our new design;

FIG. 7 is a top perspective view thereof;

FIG. 8 is a front elevational view thereof; the rear elevation, and the left and right side elevations being identical thereto;

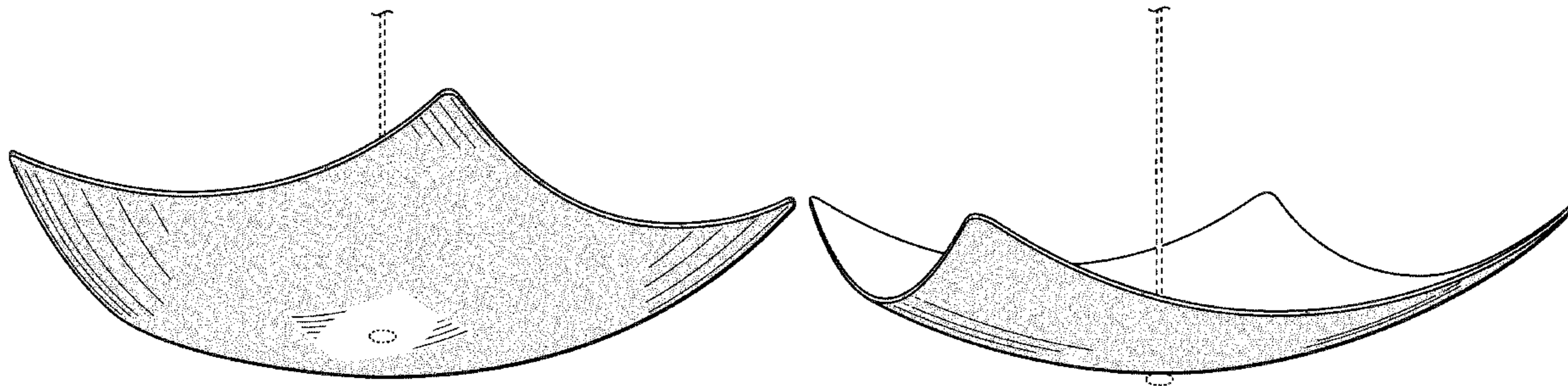
FIG. 9 is a rotated elevational view thereof; and,

FIG. 10 is a bottom plan view thereof.

“OLED” means organic light-emitting diode. The characteristic feature of the design resides in the overall shape of the OLED lighting fixture in combination with an illumination pattern on the bottom surface of the fixture. In FIGS. 2, 4, 7 and 9, the revealed top surface of the OLED lighting fixture has no surface shading to indicate that the visual characteristics of the top of the OLED lighting fixture form no part of the claimed design. The stippled surface on the bottom of the lighting fixture indicates an area of illumination when the OLED lighting fixture is turned on. The non-stippled surface on the bottom of the lighting fixture indicates an area that is not illuminated when the OLED lighting fixture is turned on. The area of the OLED lighting fixture represented by the stippled surface can be transparent, translucent or opaque, and the area represented by the non-stippled surface can be transparent, translucent or opaque. These separate illuminated and non-illuminated areas do not have to exhibit the same transparent, translucent or opaque characteristic.

The broken line showing of a suspension element and suspension element attachment knob is provided for illustrative purposes only and forms no part of the claimed design.

1 Claim, 8 Drawing Sheets



US D610,298 S

Page 2

U.S. PATENT DOCUMENTS

D43,646 S * 2/1913 Ryan D26/88
D53,152 S * 4/1919 Irwin D26/135
D77,657 S * 2/1929 Stanyo D26/131
D79,375 S * 9/1929 Lazerson D26/88
D87,964 S * 10/1932 Howell D26/88
D94,669 S * 2/1935 Drake D20/99
D99,847 S * 6/1936 Abramson D26/131
2,111,279 A * 3/1938 Cohen 362/255
D150,095 S * 6/1948 Novin D26/131
D205,004 S * 6/1966 Puszka D26/122
D251,630 S * 4/1979 Larson D26/128
D274,068 S * 5/1984 Sverdlin D26/138
D322,142 S * 12/1991 Gismondi D26/88
D325,998 S * 5/1992 Shaw D26/131
D339,654 S * 9/1993 Chan D26/131
RE35,132 E * 12/1995 Bay et al. 362/34
5,557,869 A * 9/1996 Douglas 40/542
6,367,942 B1 * 4/2002 Bauer 362/34
D464,462 S * 10/2002 Shieh D26/132

D481,454 S * 10/2003 Young D23/411
D548,872 S * 8/2007 Dubbeldam et al. D26/85
D552,291 S * 10/2007 De'Armond D26/85
D563,589 S * 3/2008 Hariri et al. D26/88
D600,399 S * 9/2009 Sonobe D26/121
2008/0007936 A1 * 1/2008 Liu et al. 362/84

OTHER PUBLICATIONS

George Kovacs Checked Glass 18" Wide Pendant Light—
item#EUJ3589 from EuroStyleLighting.com. Downloaded Oct. 8,
2009.*

Eurofase Intertwining Vines Plate Glass Square Pendant—
Item#EUH5078 from eurostylelighting.com on Oct. 8, 2009.*

All OLED Light fixtures shown in article "OLED —The Flexible,
Power-efficient Future Of Lighting" in Ecofriend.org blog dated Jul.
30, 2008. (5 pages).*

Phillipe Collection 23½" Wide Pendant Light— Item#EU58143
from Eurostylelighting.com on Oct. 8, 2009. (2 pages).*

* cited by examiner

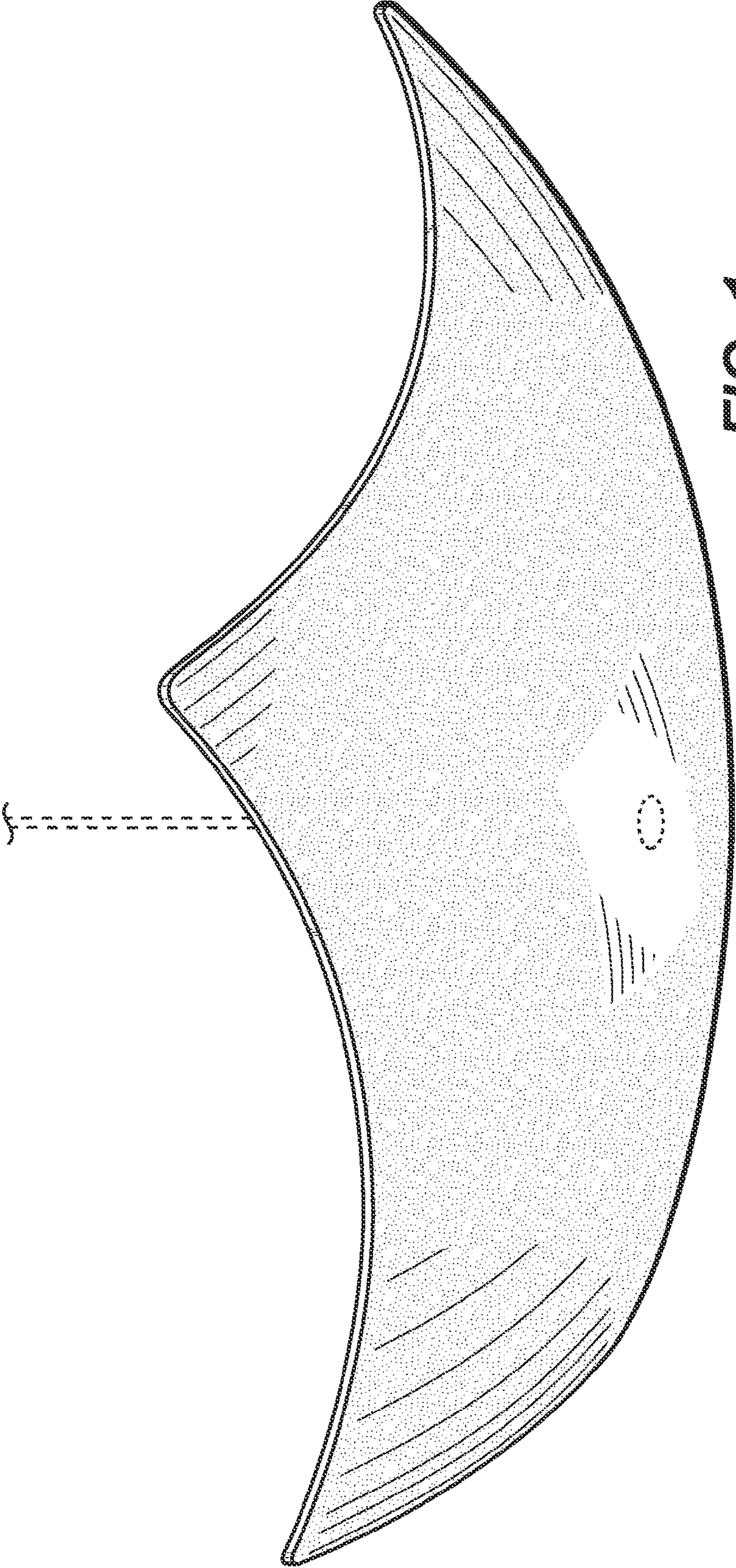


FIG. 1

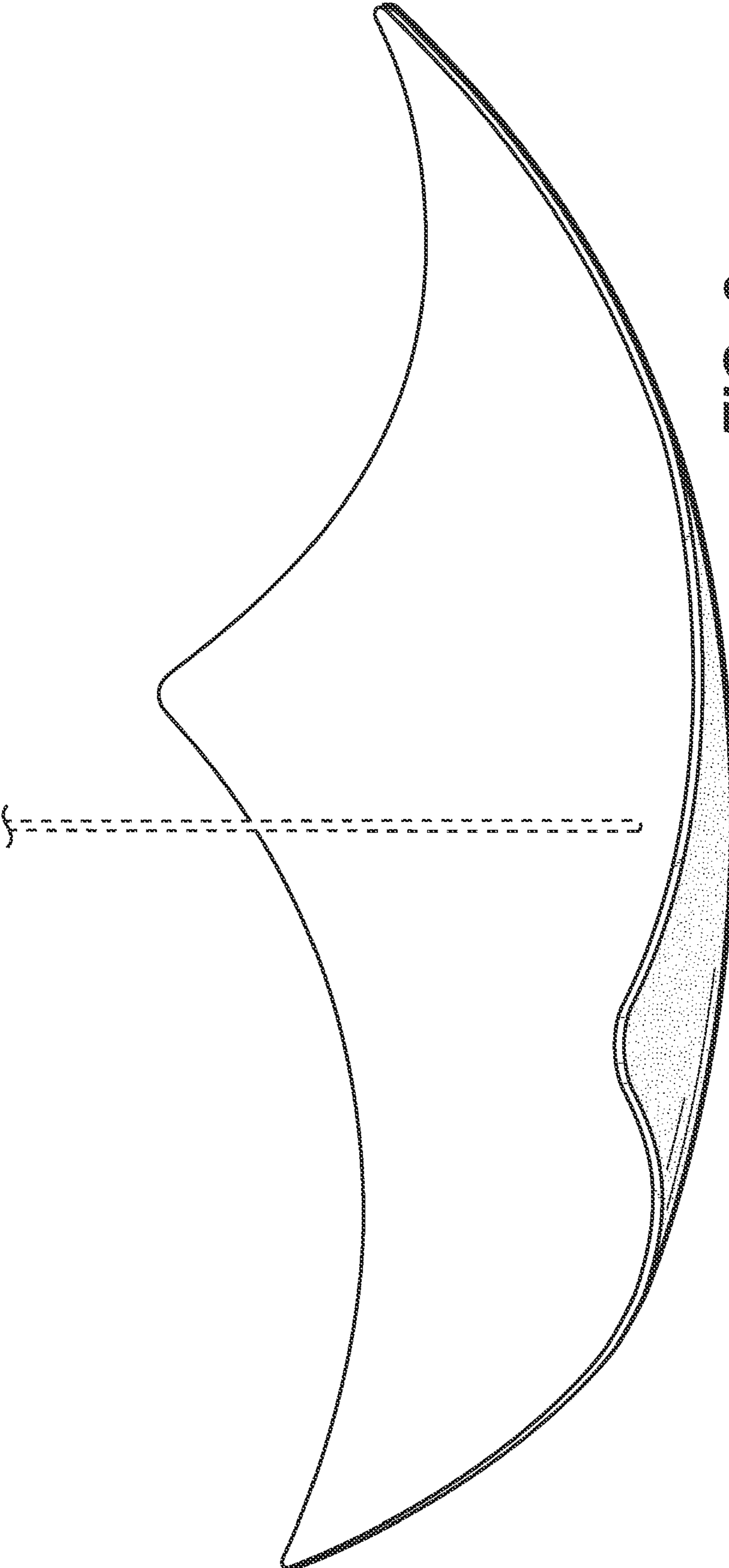


FIG. 2

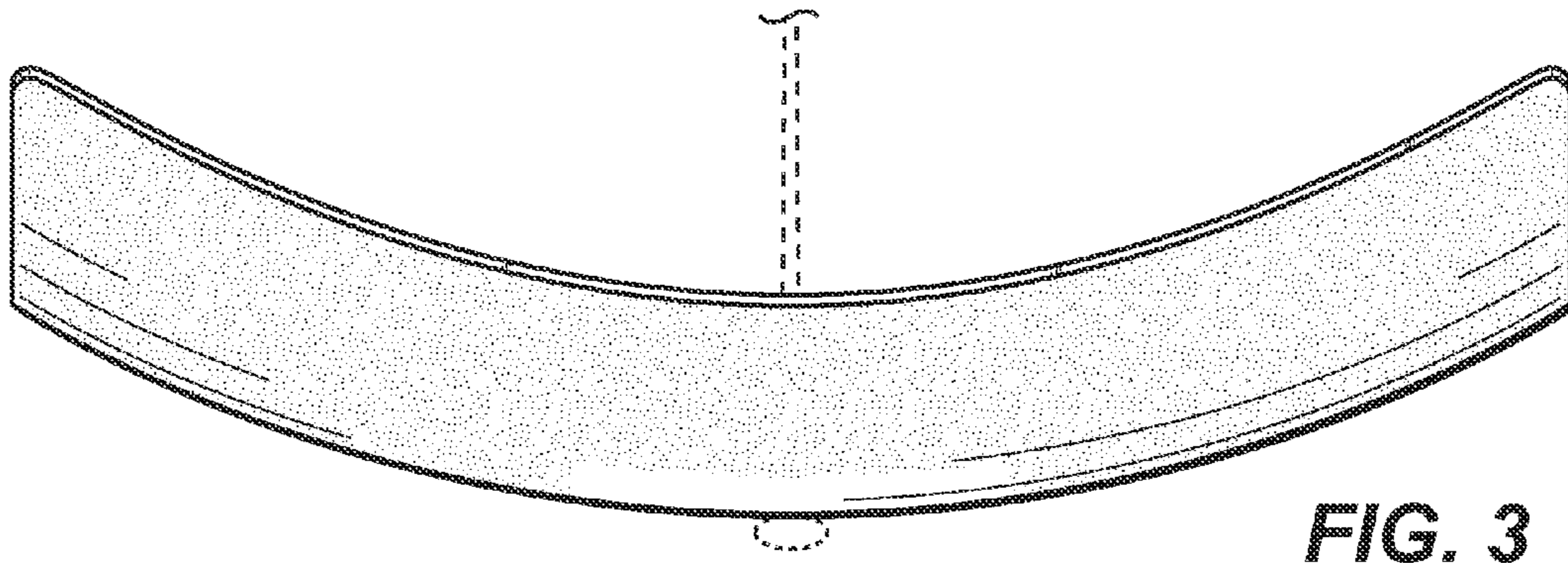


FIG. 3


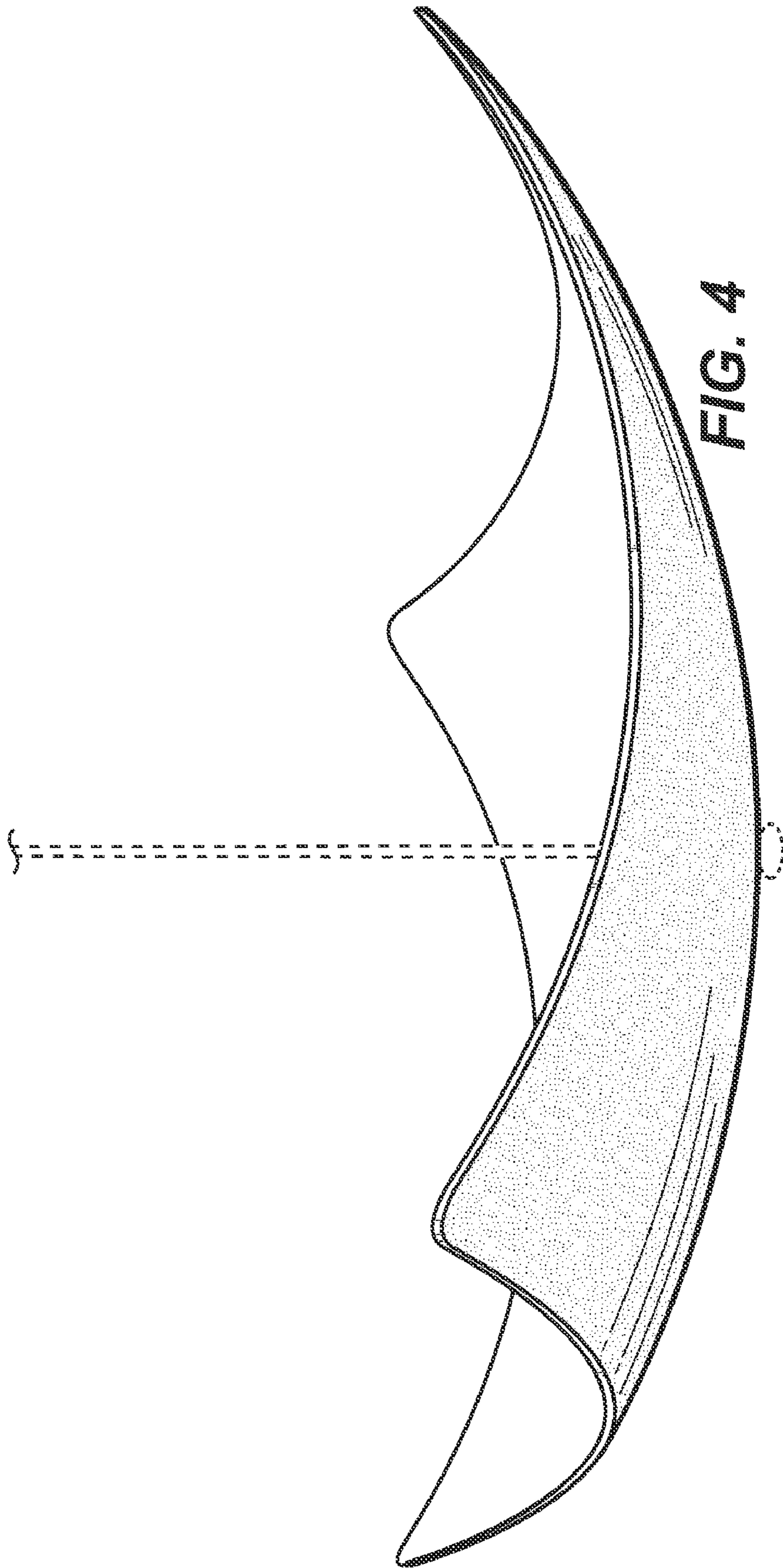


FIG. 5



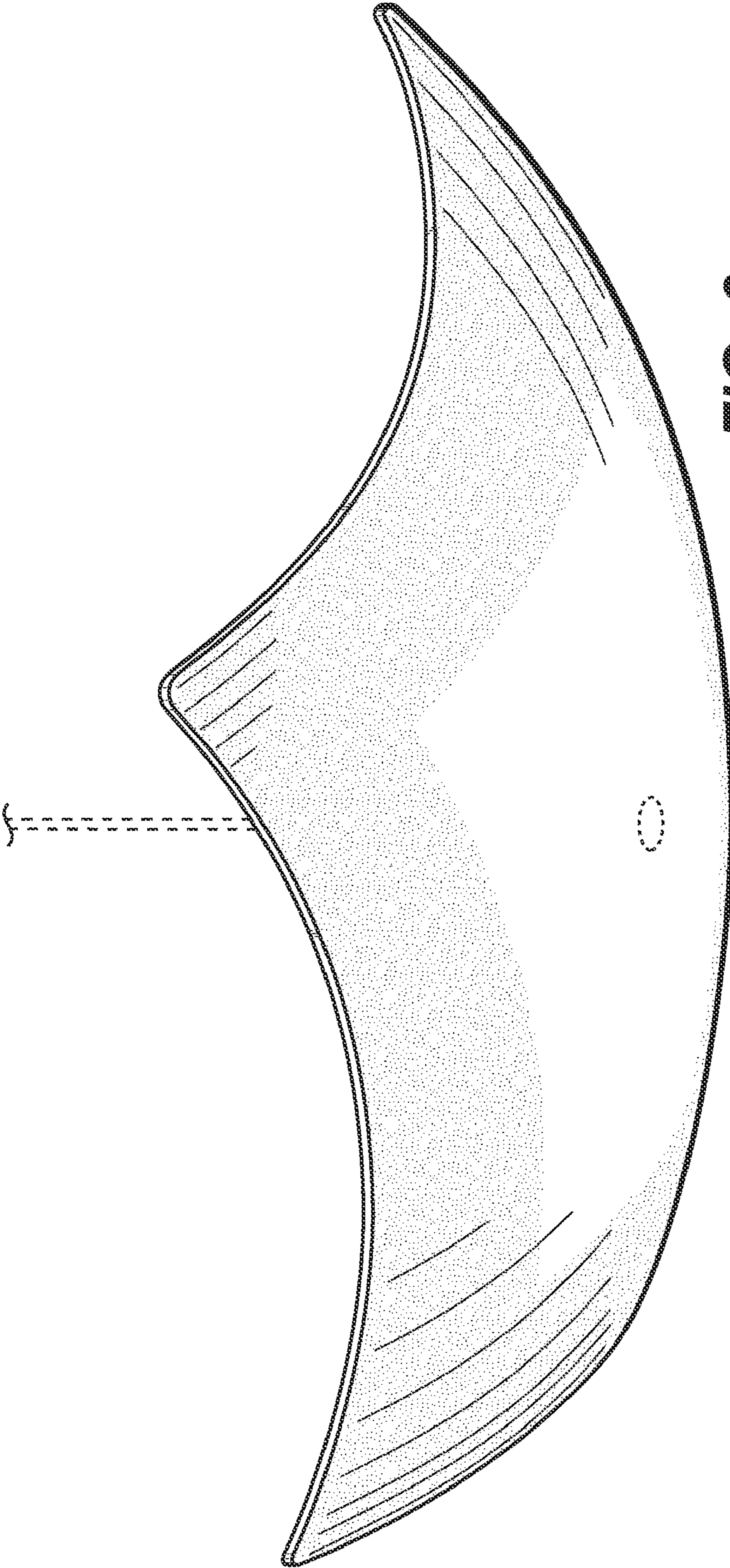


FIG. 6

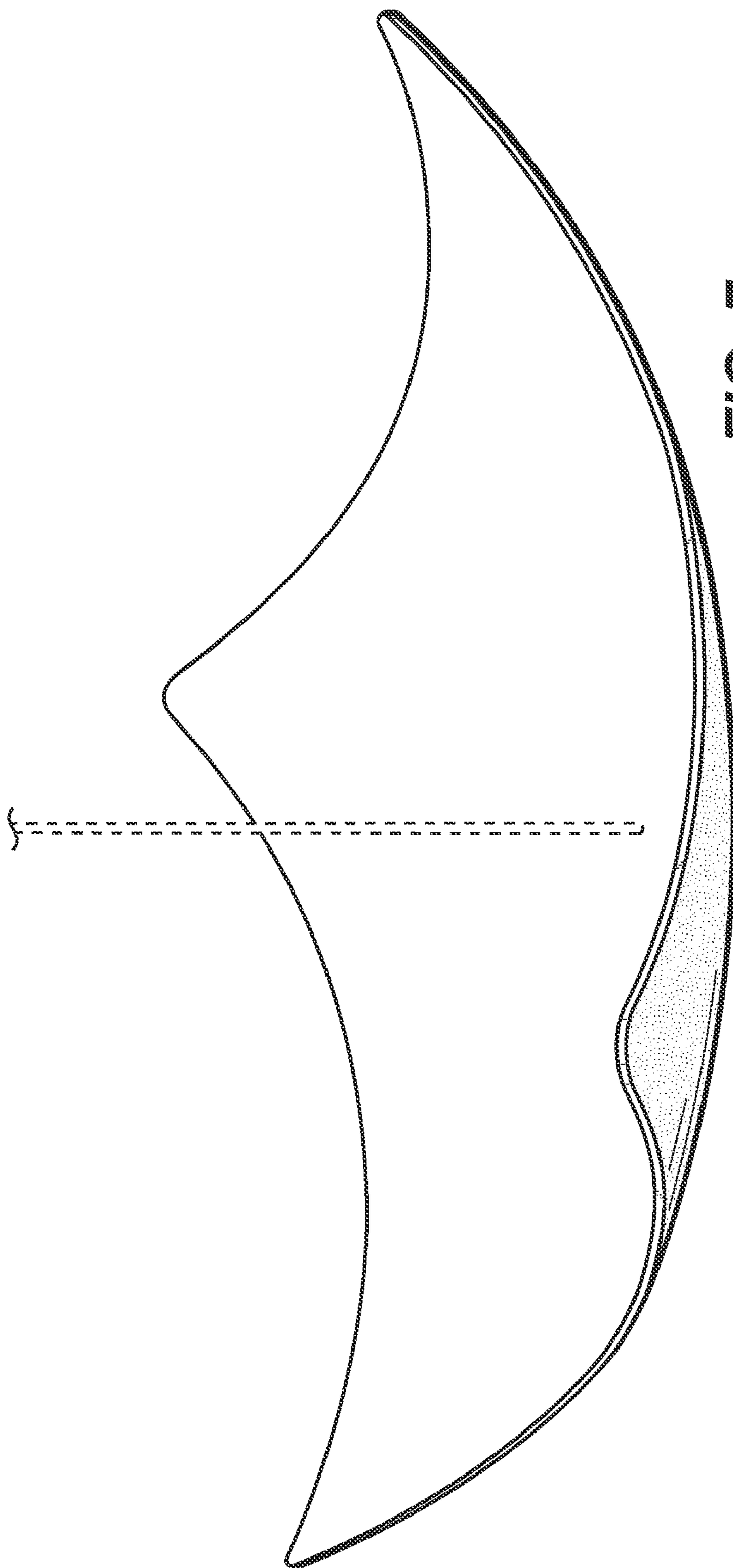


FIG. 7

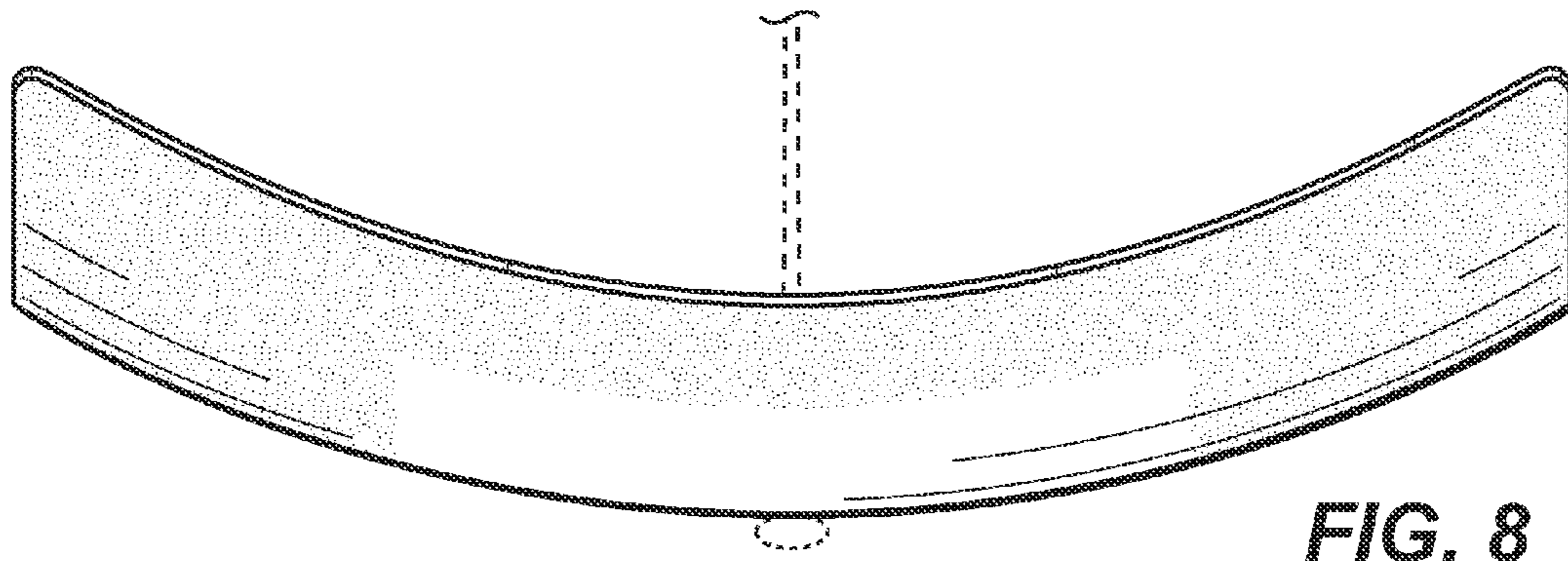


FIG. 8

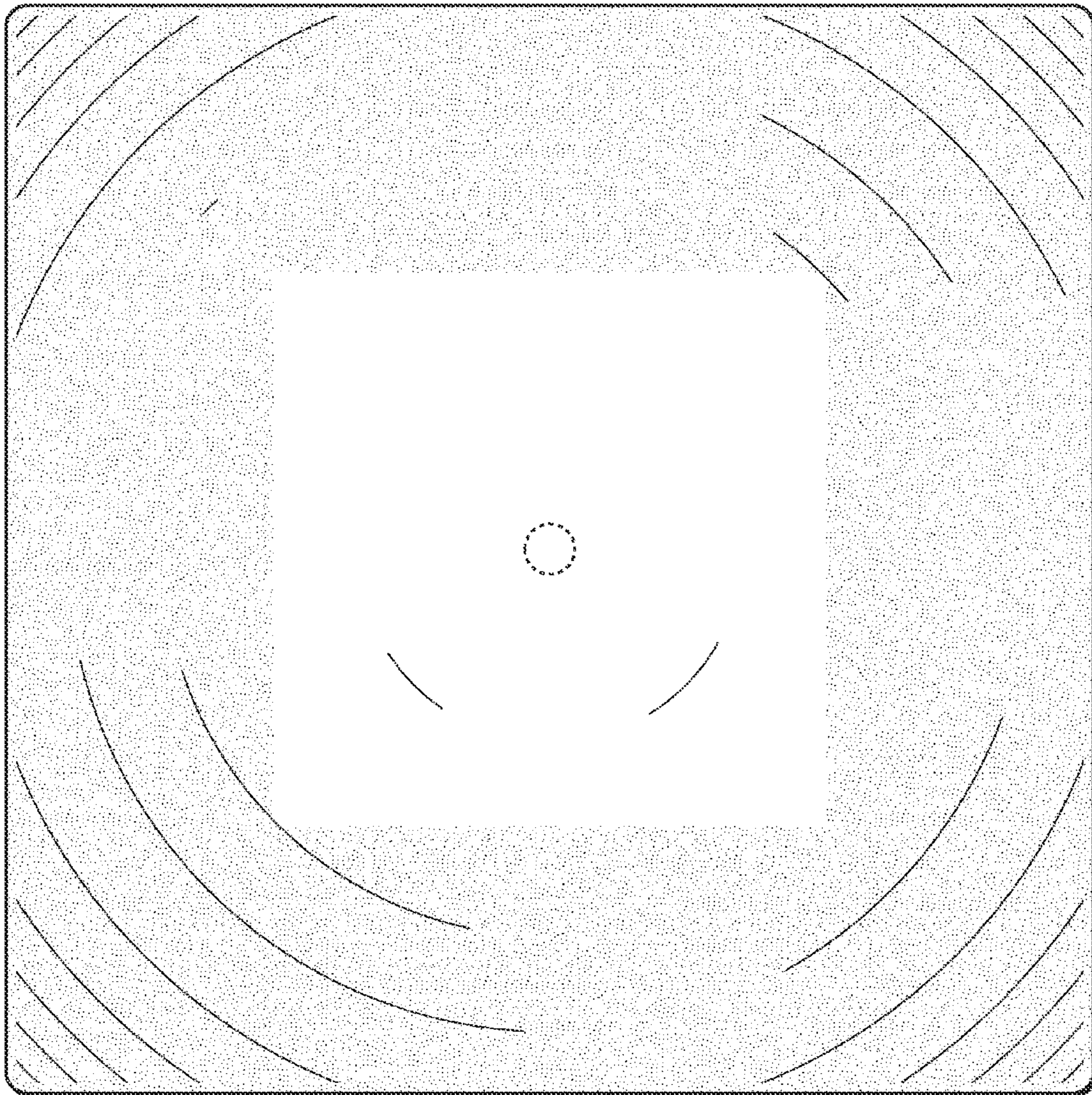


FIG. 10

