



US00D610284S

(12) **United States Design Patent**  
**McDonnell**

(10) **Patent No.:** **US D610,284 S**

(45) **Date of Patent:** **\*\* Feb. 16, 2010**

(54) **FLEXIBLE LED ILLUMINATION DEVICE**

(75) Inventor: **Joseph A. McDonnell**, Weston, FL (US)

(73) Assignee: **For Life Products, Inc.**, Miramar, FL (US)

(\*\*) Term: **14 Years**

(21) Appl. No.: **29/311,610**

(22) Filed: **Apr. 30, 2009**

(51) **LOC (9) Cl.** ..... **26-05**

(52) **U.S. Cl.** ..... **D26/60; D26/61**

(58) **Field of Classification Search** ..... D26/28,  
D26/37, 60-62; 362/191, 196, 200, 396,  
362/473-476

See application file for complete search history.

(56) **References Cited**

**U.S. PATENT DOCUMENTS**

4,238,816	A *	12/1980	Merlo	.....	362/397
D279,130	S *	6/1985	Berger	.....	D26/62
D328,358	S *	7/1992	Tsang	.....	D26/62
D329,098	S *	9/1992	Lu	.....	D26/62
D329,712	S *	9/1992	Santachiara	.....	D26/62
D377,106	S *	12/1996	Chan	.....	D26/62
D486,260	S *	2/2004	Christianson et al.	.....	D26/60
D513,085	S *	12/2005	Shiu	.....	D26/62
D531,339	S *	10/2006	Lee et al.	.....	D26/60
D535,046	S *	1/2007	Smith et al.	.....	D26/60
D563,581	S *	3/2008	Niu et al.	.....	D26/62

2002/0131263 A1\* 9/2002 Naghi et al. .... 362/197  
2003/0193795 A1\* 10/2003 Brown ..... 362/84

**OTHER PUBLICATIONS**

“ZOpid” Mini Hands-Free LED Task or Book Light advertised at Amazon.com - Sep. 29, 2009.\*

\* cited by examiner

*Primary Examiner*—Clare E Heflin

(74) *Attorney, Agent, or Firm*—Harness, Dickey & Pierce, P.L.C.

(57) **CLAIM**

The ornamental design for a flexible LED illumination device, as shown and described.

**DESCRIPTION**

FIG. 1 is a top perspective view of an embodiment of a flexible LED illumination device showing our new design;

FIG. 2 is a right side view thereof;

FIG. 3 is a left side view thereof;

FIG. 4 is a top plan view thereof;

FIG. 5 is a bottom plan view thereof,

FIG. 6 is a front elevational view thereof; and,

FIG. 7 is a rear elevational view thereof.

The broken lines shown in the drawings are included for the purpose of illustrating environmental structure and form no part of the claimed design.

**1 Claim, 4 Drawing Sheets**

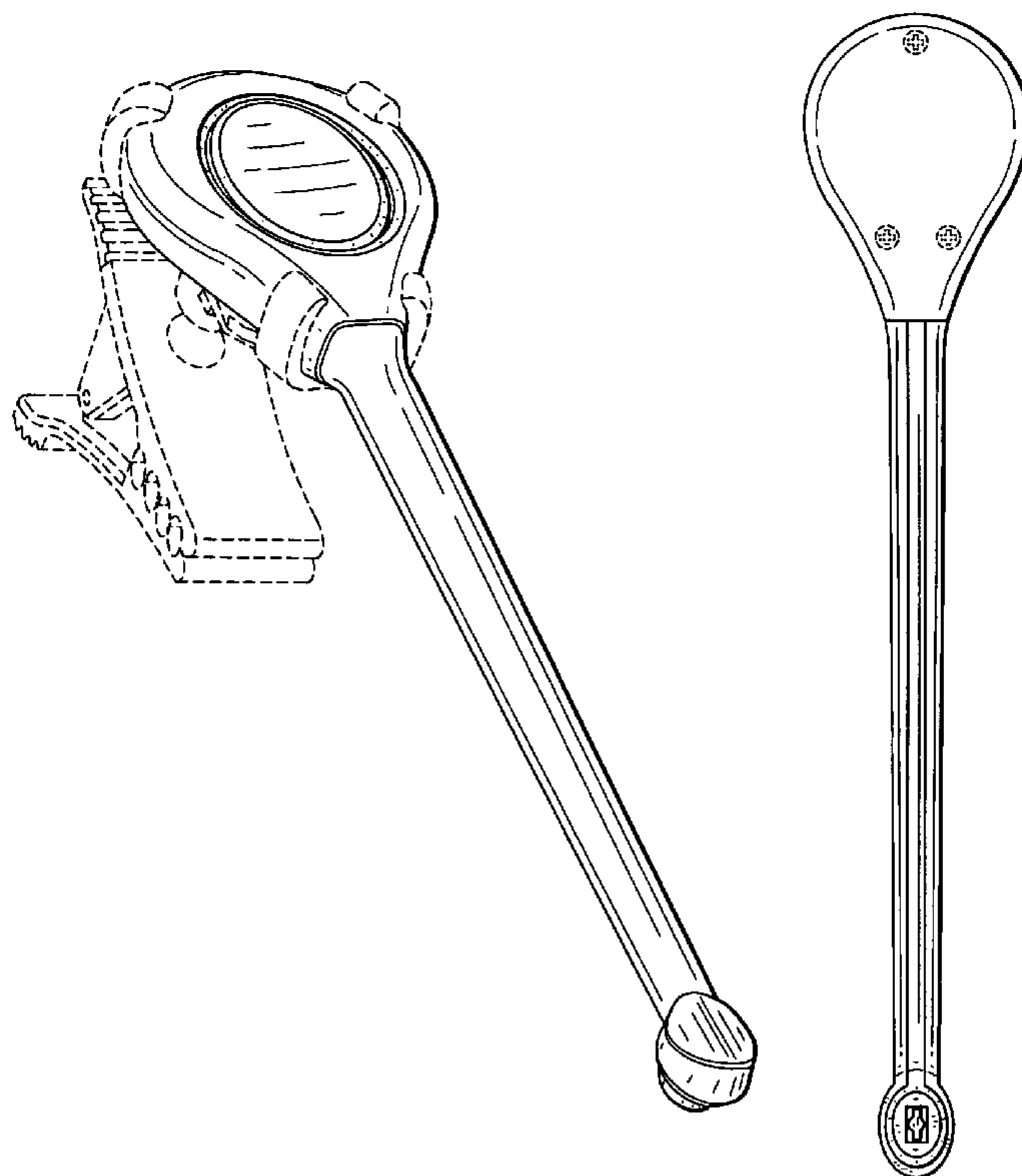


FIG. 1

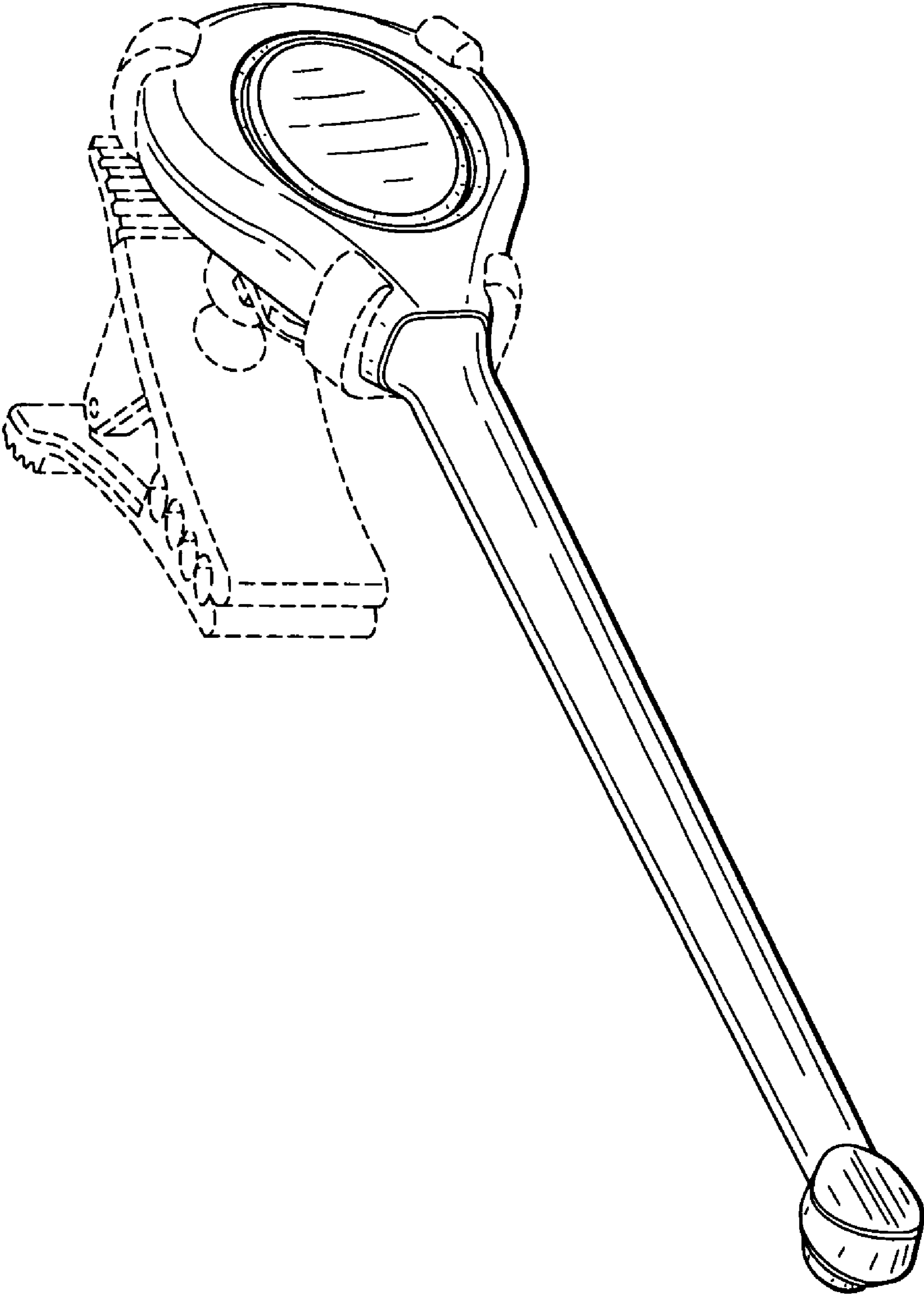


FIG. 2

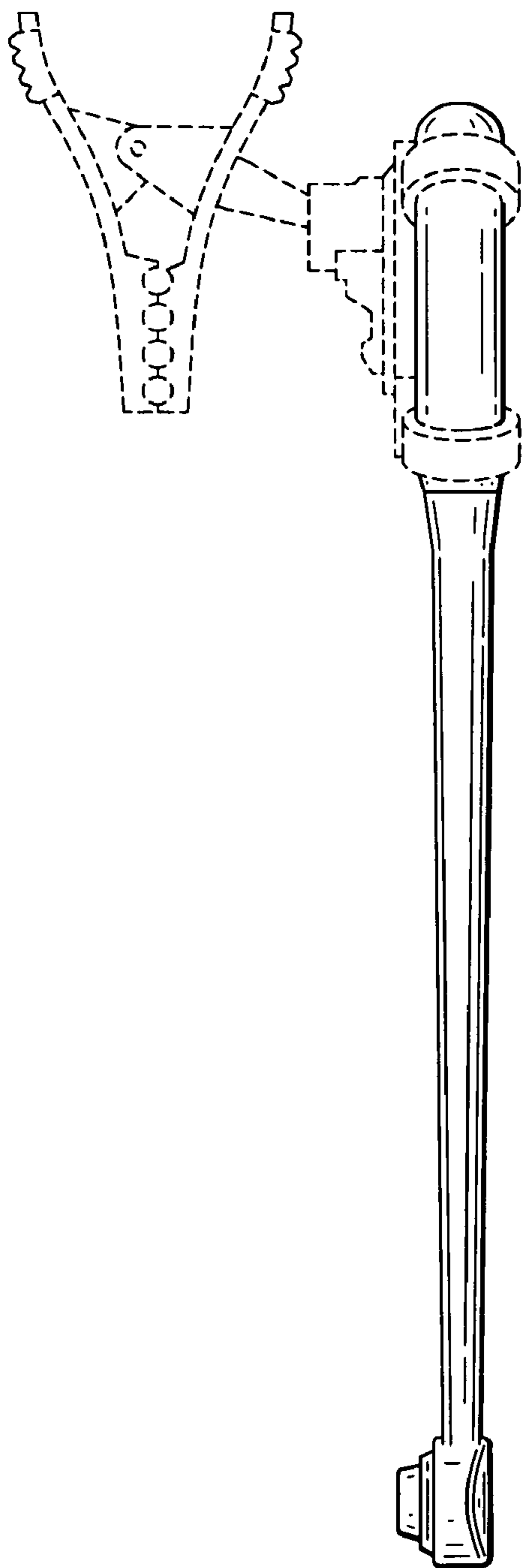


FIG. 3

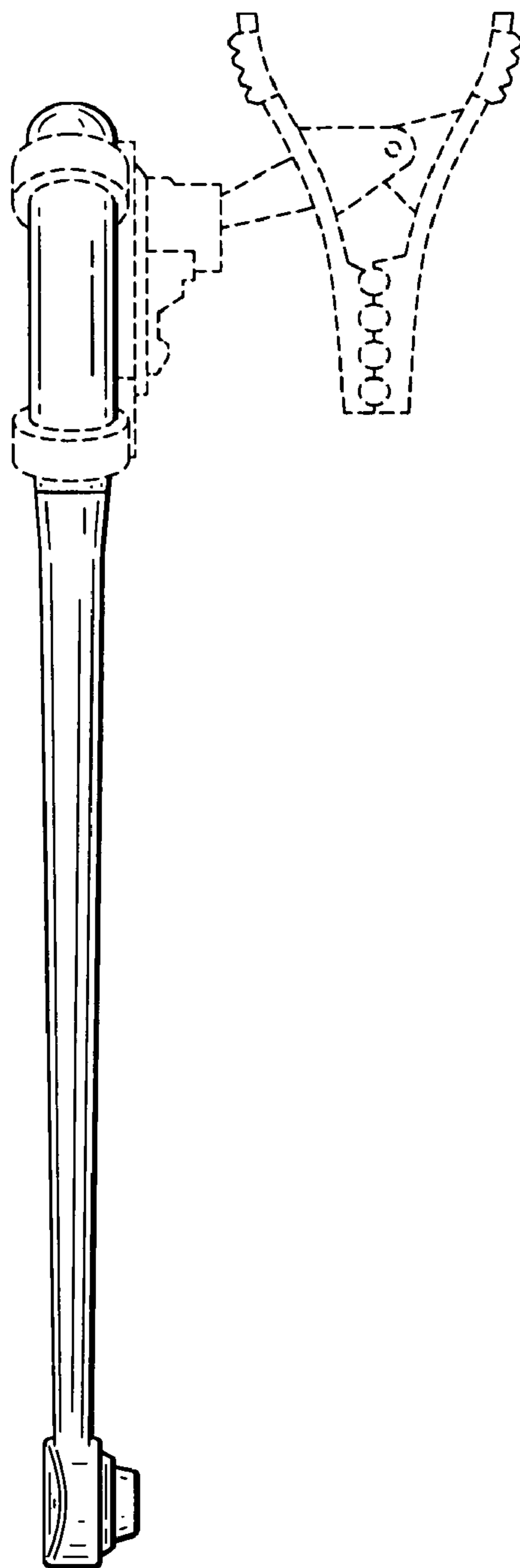


FIG. 4

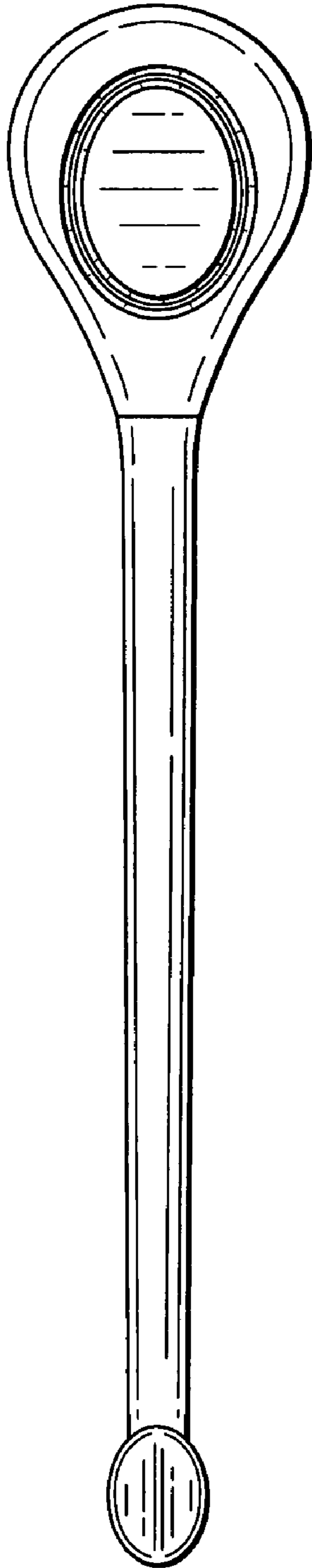
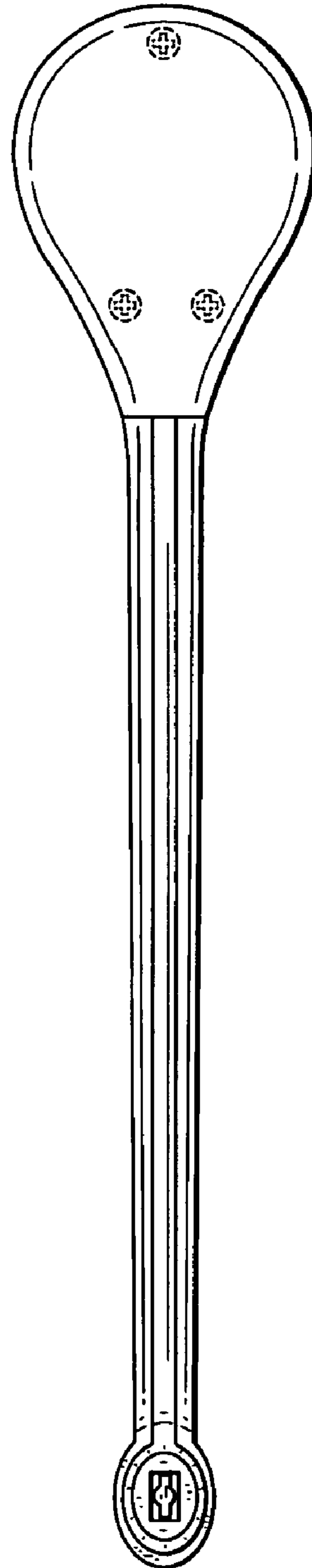


FIG. 5



**FIG. 6**



**FIG. 7**

