



US00D610263S

(12) **United States Design Patent**  
**Dagan et al.**

(10) **Patent No.:** **US D610,263 S**

(45) **Date of Patent:** **\*\* \*Feb. 16, 2010**

(54) **MASSAGING COMPRESSION SLEEVE**

D523,147 S \* 6/2006 Tesluk ..... D24/169

\* cited by examiner

(75) Inventors: **Adi Dagan**, Zichron Yaakov (IL); **Jakob Barak**, Oranit (IL)

*Primary Examiner*—Cathron C Brooks

*Assistant Examiner*—Melanie Levy

(73) Assignee: **Medical Compression Systems (D.B.N.) Ltd.**, Tel Aviv (IL)

(74) *Attorney, Agent, or Firm*—The Nath Law Group; Derek Richmond; Jiaxiao Zhang

(\*\*) Term: **14 Years**

(57) **CLAIM**

(21) Appl. No.: **29/242,588**

The ornamental design for a massaging compression sleeve, as shown and described.

(22) Filed: **Nov. 14, 2005**

**DESCRIPTION**

(51) **LOC (9) Cl.** ..... **24-02**

FIG. 1 is a rear view of a massaging compression sleeve;

(52) **U.S. Cl.** ..... **D24/200; D24/192**

FIG. 2 is a front view of the massaging compression sleeve shown in FIG. 1;

(58) **Field of Classification Search** ..... D24/189–190, D24/192, 200, 206, 207; 601/15, 27–32, 601/148–149, 151–152; 602/3, 4, 5, 13, 602/23, 27, 40; 128/DIG. 15, DIG. 20; 607/104, 607/114

FIG. 3 is a top side view of the massaging compression sleeve shown in FIG. 2;

See application file for complete search history.

FIG. 4 is a right side view of the massaging compression sleeve shown in FIG. 2;

(56) **References Cited**

FIG. 5 is a bottom side view of the massaging compression sleeve shown in FIG. 2;

**U.S. PATENT DOCUMENTS**

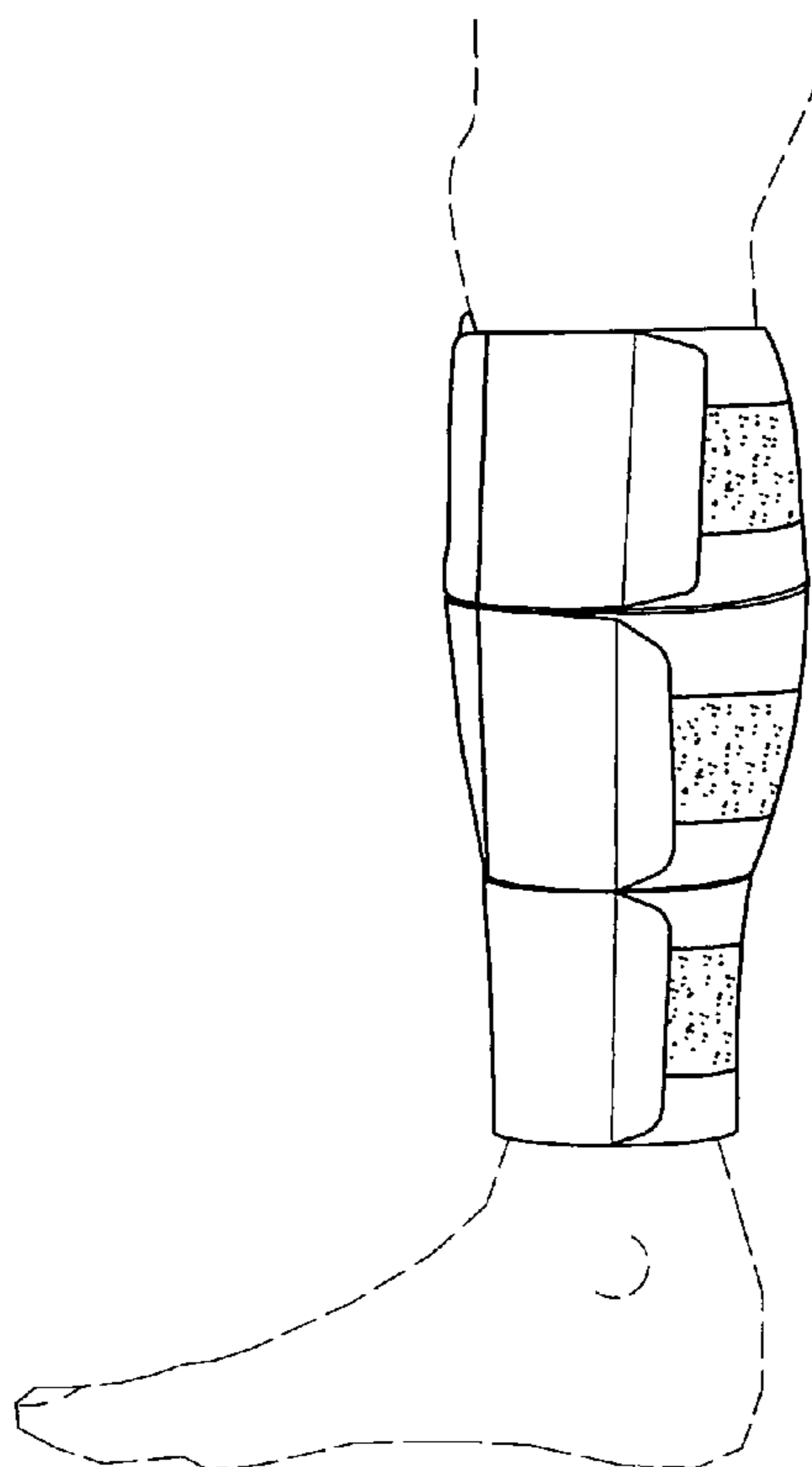
FIG. 6 is a left side view of the massaging compression sleeve shown in FIG. 2; and,

4,320,746	A *	3/1982	Arkans et al.	601/152
4,375,217	A *	3/1983	Arkans	601/152
5,186,163	A *	2/1993	Dye	601/27
D358,216	S *	5/1995	Dye	D24/206
5,795,312	A *	8/1998	Dye	601/151
6,238,427	B1 *	5/2001	Matta	607/104
6,440,093	B1 *	8/2002	McEwen et al.	601/150
6,544,202	B2 *	4/2003	McEwen et al.	601/150

FIG. 7 shows the massaging compression sleeve in use, applied to a body limb.

The broken lines are for illustrative purposes only and form no part of the claimed design.

**1 Claim, 3 Drawing Sheets**



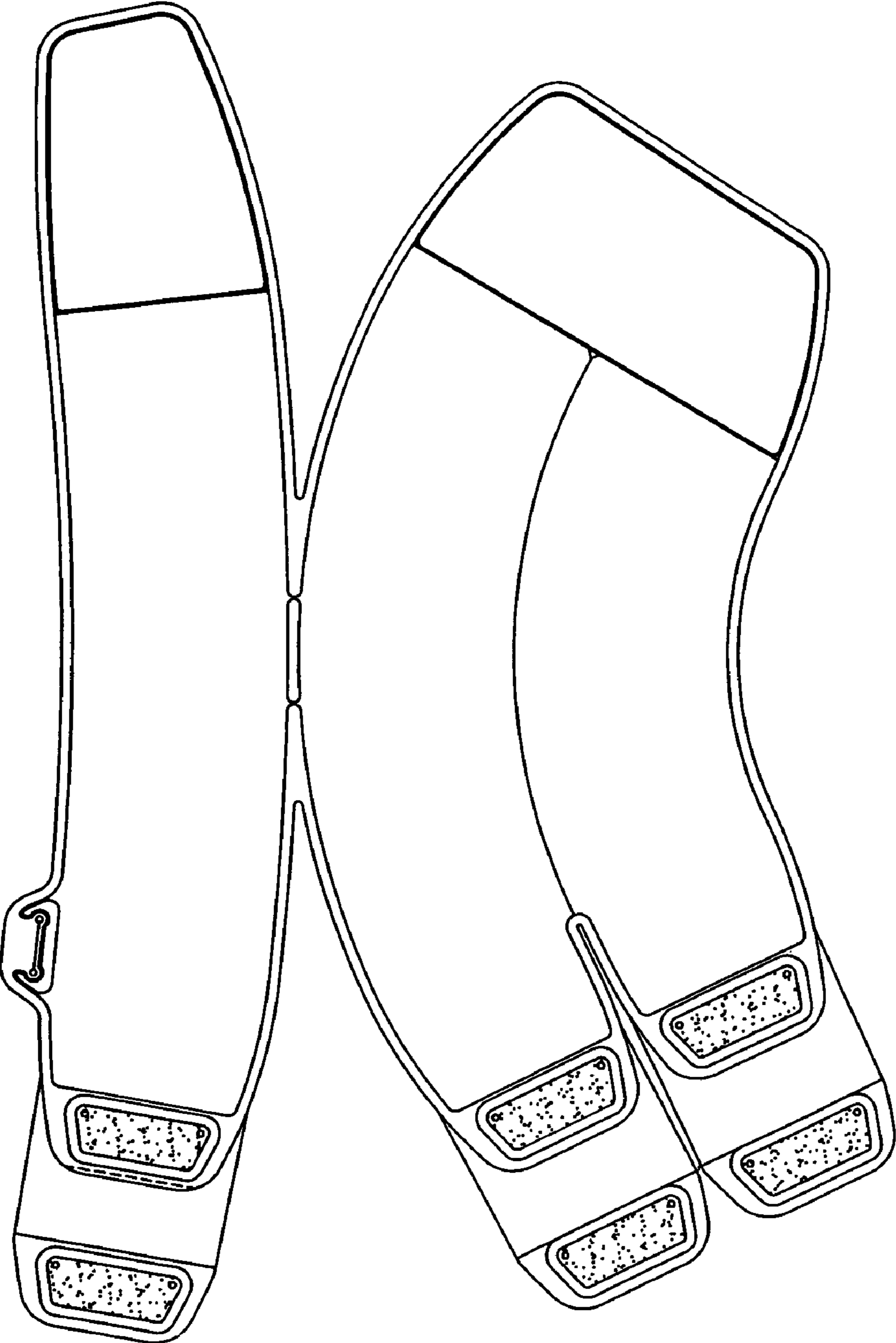


FIG. 1



FIG. 3


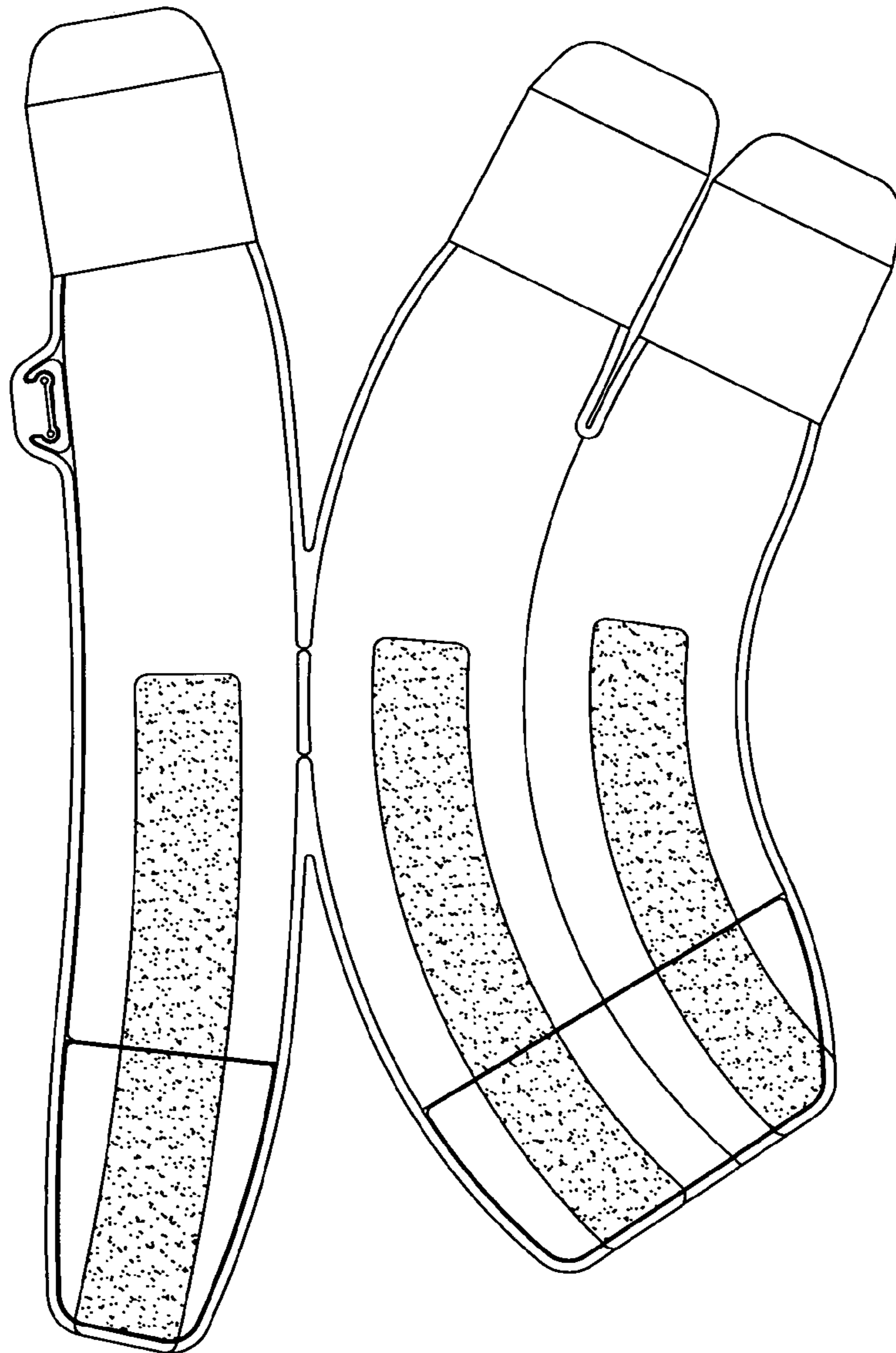


FIG. 4



FIG. 2

FIG. 5




FIG. 6

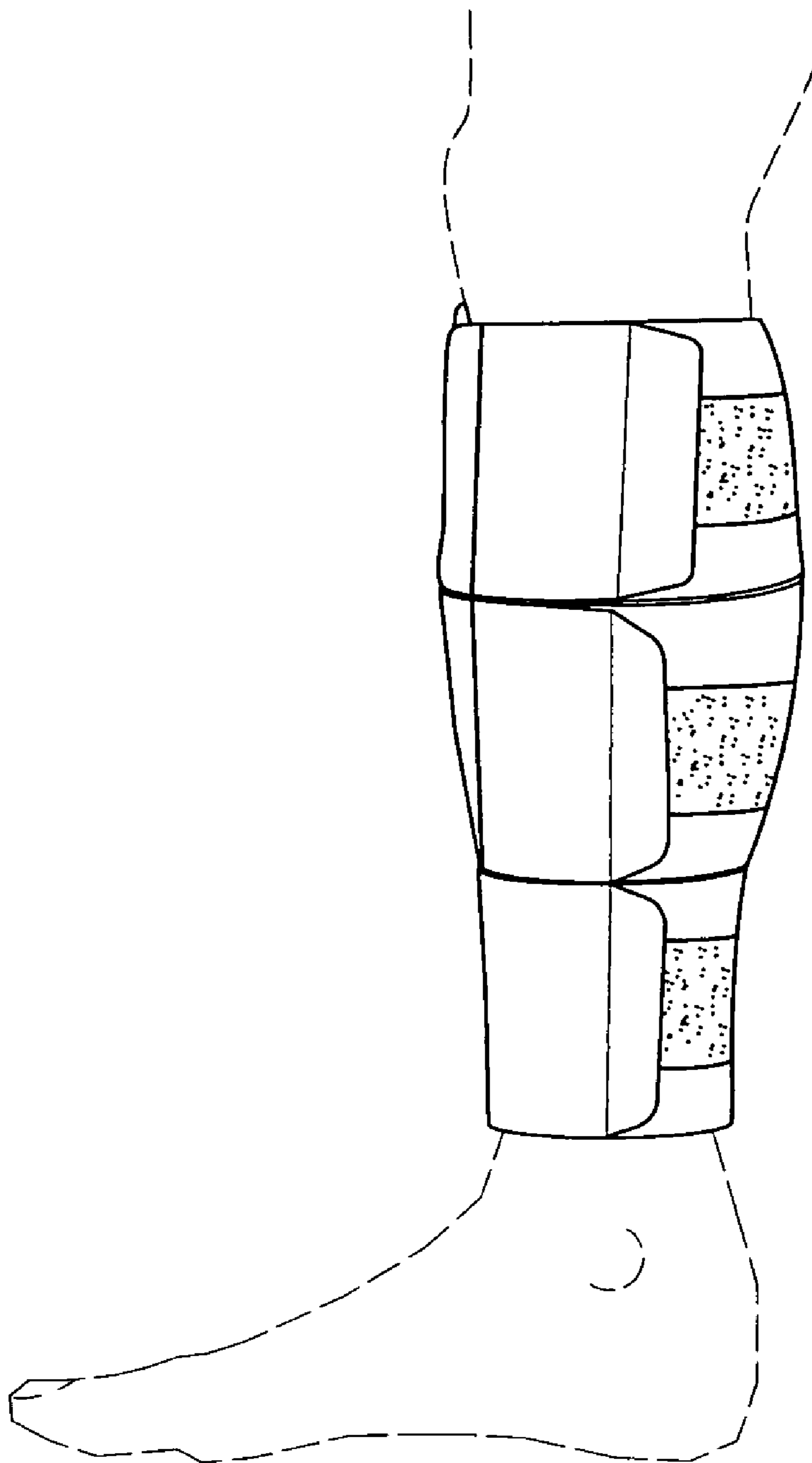


FIG. 7