



US00D610256S

(12) **United States Design Patent**
Garner

(10) **Patent No.:** **US D610,256 S**

(45) **Date of Patent:** **** Feb. 16, 2010**

(54) **DIAPER**

(76) **Inventor:** **Katie Garner**, 2719 Stony Hill Way,
Spanish Fork, UT (US) 84660

(**) **Term:** **14 Years**

(21) **Appl. No.:** **29/331,730**

(22) **Filed:** **Jan. 30, 2009**

(51) **LOC (9) Cl.** **24-04**

(52) **U.S. Cl.** **D24/126**

(58) **Field of Classification Search** D24/124–126;
604/326, 327, 348–354, 355, 325, 328–347,
604/356–402

See application file for complete search history.

(56) **References Cited**

U.S. PATENT DOCUMENTS

D179,397	S	*	12/1956	Seydier	D24/126
5,069,672	A		12/1991	Wippler et al.		
D327,542	S	*	6/1992	Janson et al.	D24/126
D362,717	S		9/1995	Caschette et al.		
5,476,457	A		12/1995	Roessler et al.		
D399,311	S		10/1998	Coates		
5,830,203	A	*	11/1998	Suzuki et al.	604/385.19
D436,400	S		1/2001	Kiecker		
D442,279	S	*	5/2001	Ruman et al.	D24/126
D449,885	S	*	10/2001	Popp et al.	D24/126
D457,625	S	*	5/2002	Wiebe	D24/126
D468,427	S	*	1/2003	Carr et al.	D24/126
D470,236	S	*	2/2003	Carr et al.	D24/126
6,579,273	B2		6/2003	Dupuy		
6,616,645	B1	*	9/2003	Moravek	604/385.06
D514,223	S	*	1/2006	Hermansson et al.	D24/126
7,175,613	B2		2/2007	Sugiyama et al.		
7,255,688	B2	*	8/2007	Sasaki et al.	604/396
7,264,615	B2		9/2007	Sherrod et al.		
7,381,202	B2		6/2008	LaVon et al.		
D574,489	S	*	8/2008	Kawakami et al.	D24/126
D583,936	S	*	12/2008	Sasayama et al.	D24/126

2008/0215027	A1	*	9/2008	Labit et al.	604/378
2009/0182298	A1	*	7/2009	Kumasaka	604/385.23
2009/0204088	A1	*	8/2009	Stearman et al.	604/385.01

OTHER PUBLICATIONS

Garner, U.S. Appl. No. 29/331,701, filed Jan. 30, 2009.

* cited by examiner

Primary Examiner—T. Chase Nelson
Assistant Examiner—Michelle E Wilson

(74) *Attorney, Agent, or Firm*—Thorpe North & Western LLP

(57) **CLAIM**

The ornamental design for the diaper, as shown and described herein.

DESCRIPTION

FIG. 1 is an outside top perspective view of the diaper in an open position;

FIG. 2 is an inside top perspective view of the diaper in an open position and with front and back pockets in a closed position;

FIG. 3 is an inside top perspective view of the diaper in an open position with front and back pockets in an open position;

FIG. 4 is a front elevational view showing the diaper in a folded position;

FIG. 5 is a back elevational view showing the outside of the diaper in a folded position;

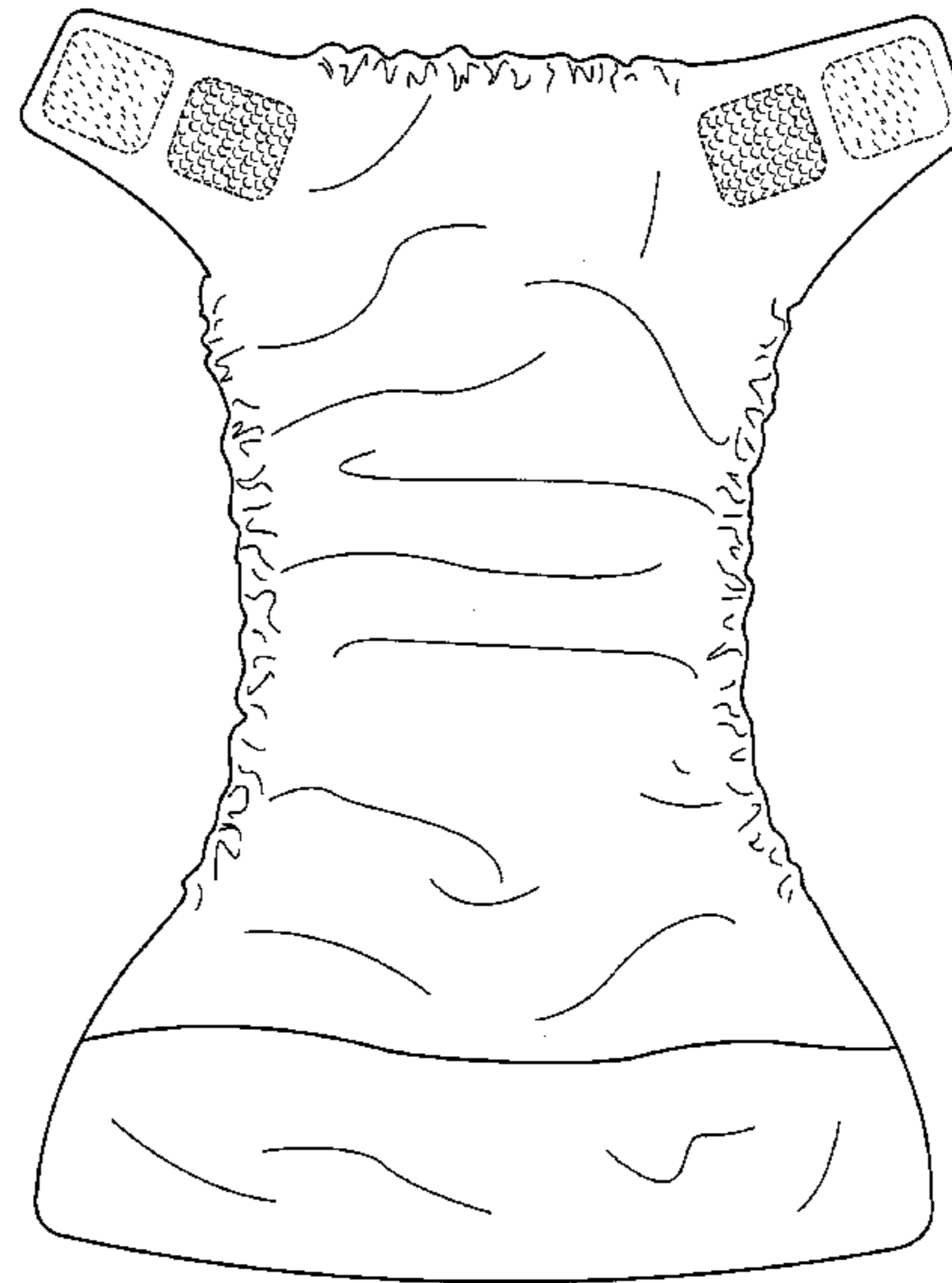
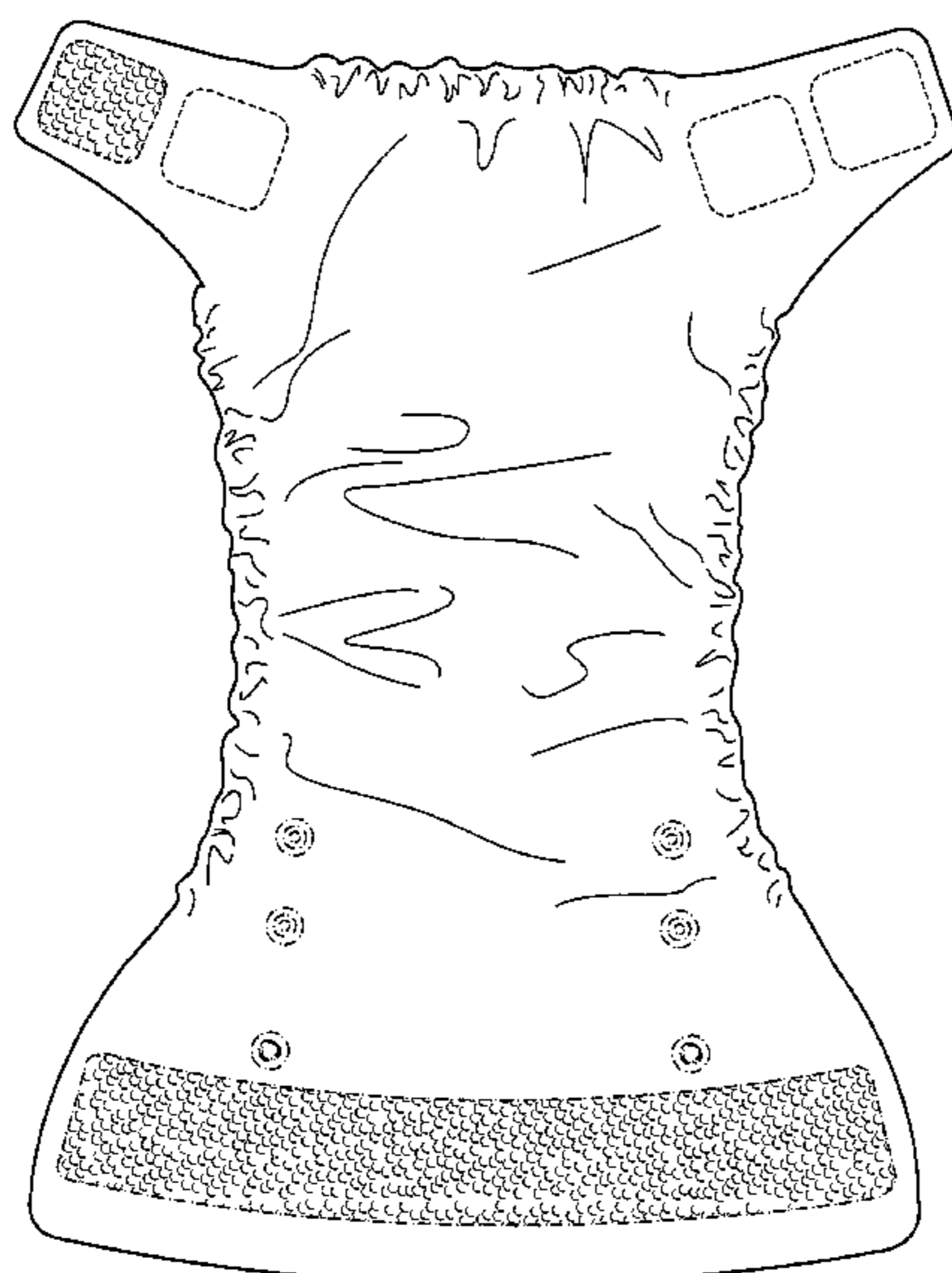
FIG. 6 is a back edge perspective view of the diaper;

FIG. 7 is a front edge perspective view of the diaper; and,

FIG. 8 is a side perspective view of the diaper in an open position.

The broken lines shown in FIGS. 1–8 are for illustrative purposes only and form no part of the claimed design.

1 Claim, 5 Drawing Sheets



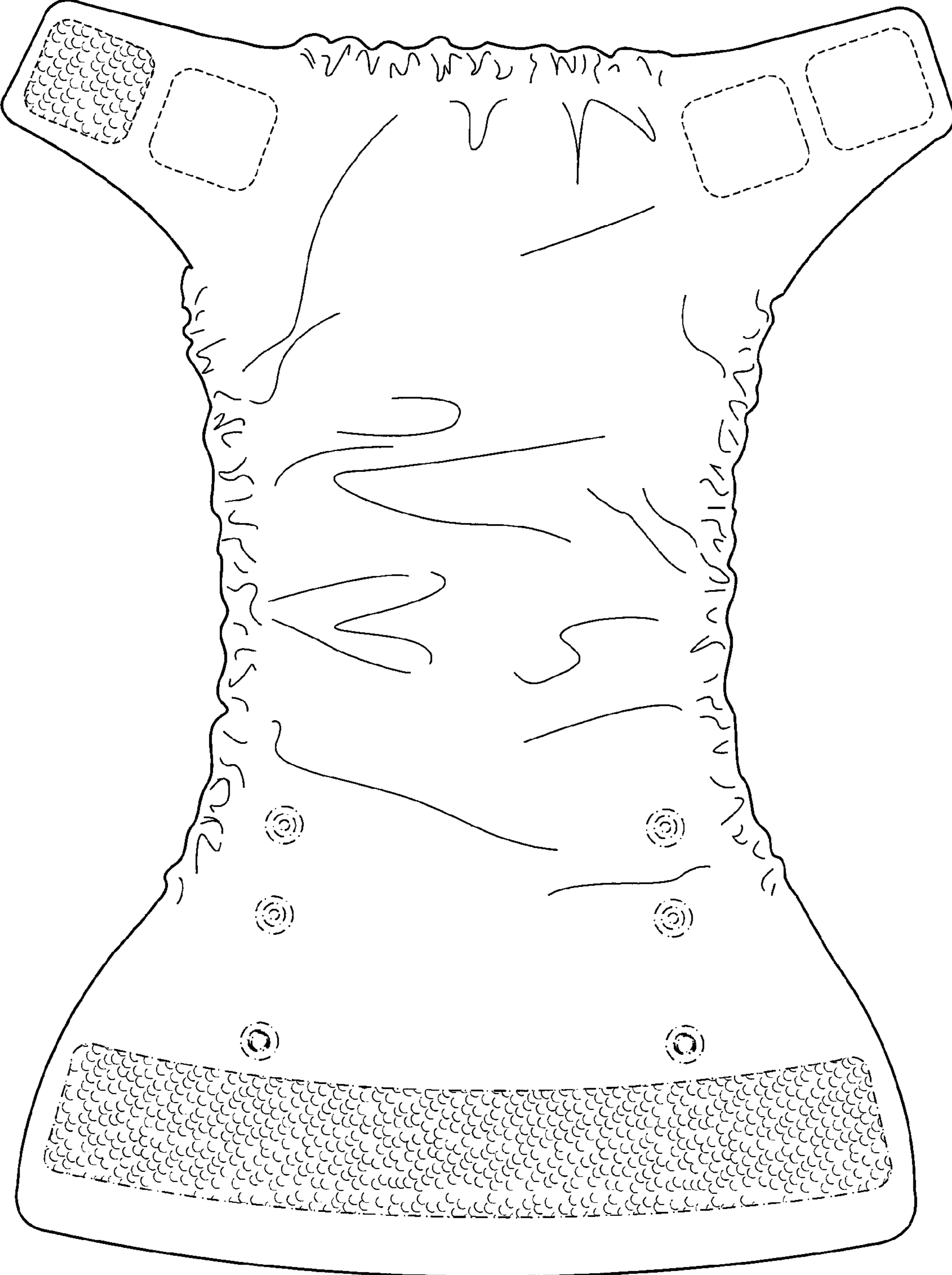


FIG. 1

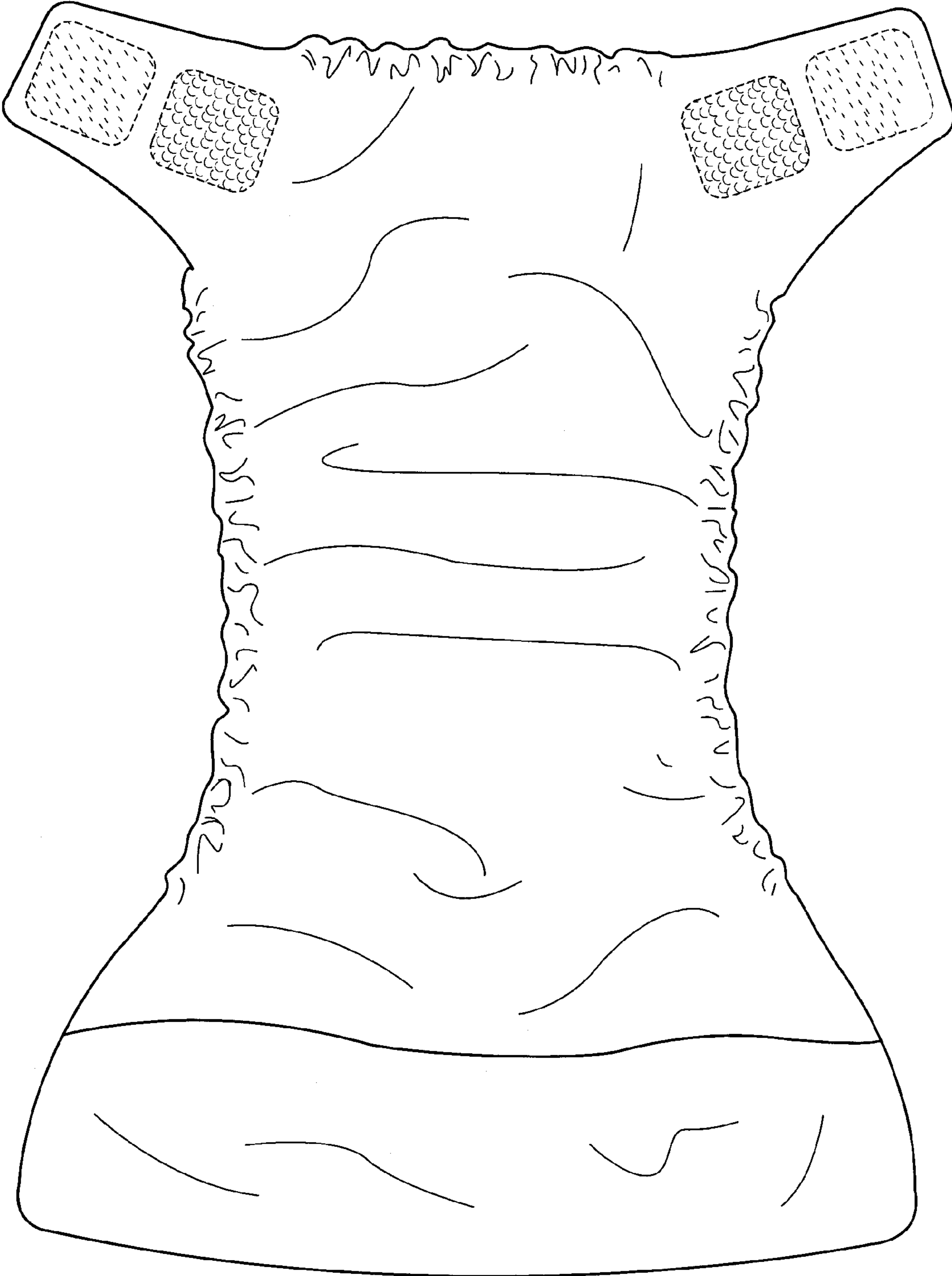


FIG. 2

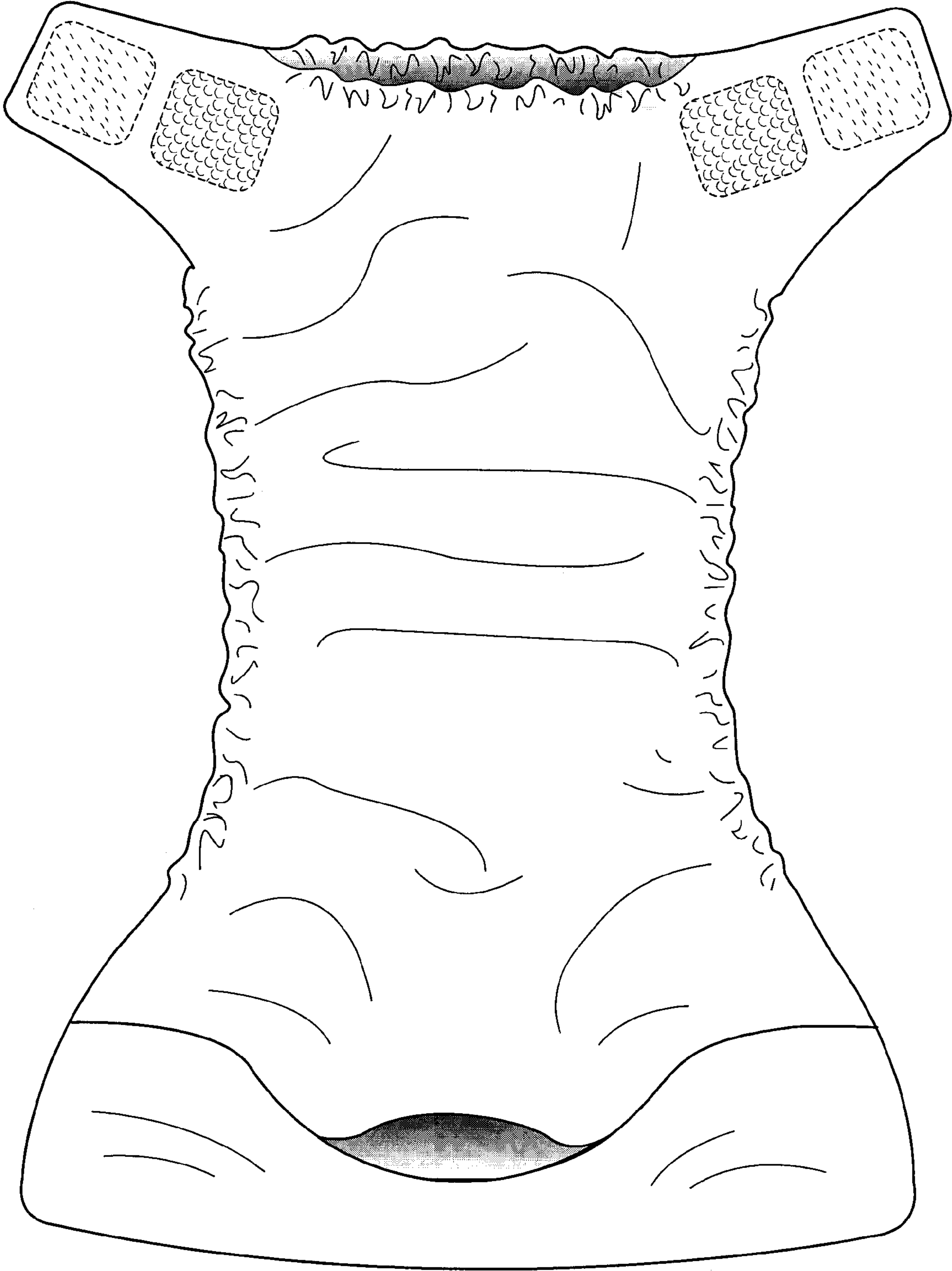


FIG. 3

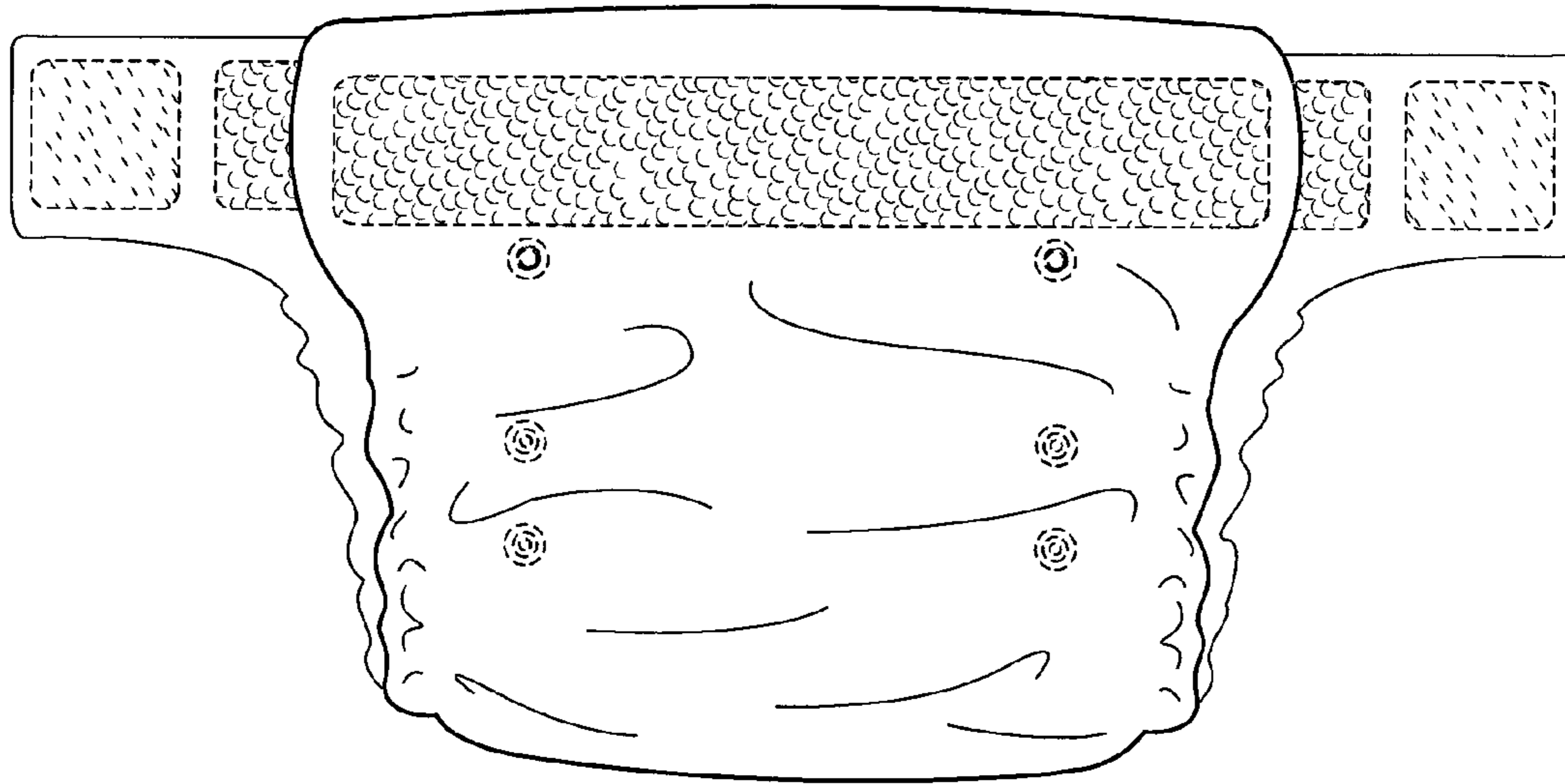


FIG. 4




FIG. 5




FIG. 6

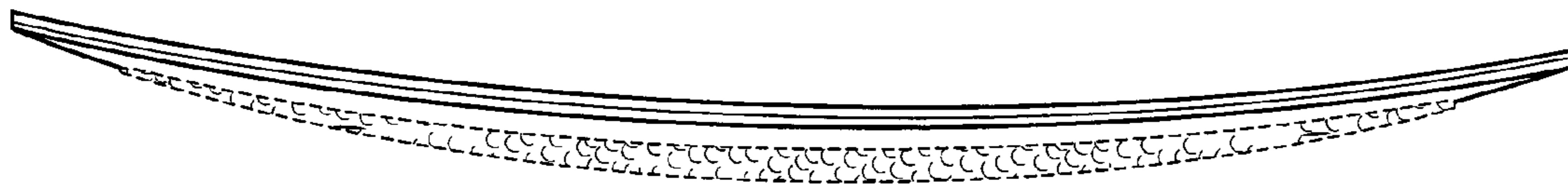


FIG. 7

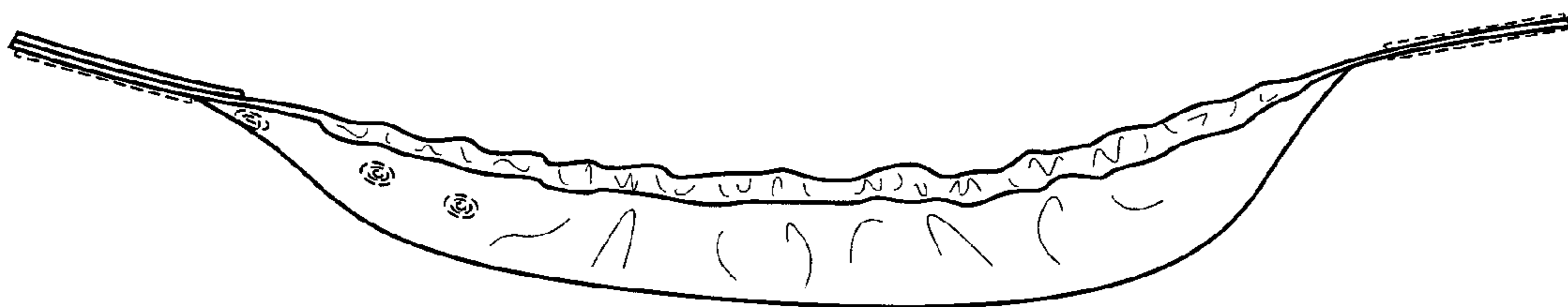


FIG. 8