



US00D610255S

(12) **United States Design Patent**
Garner

(10) **Patent No.:** **US D610,255 S**

(45) **Date of Patent:** **** Feb. 16, 2010**

(54) **DIAPER**

D583,936 S * 12/2008 Sasayama et al. D24/126

(76) Inventor: **Katie Garner**, 2719 Stony Hill Way,
Spanish Fork, UT (US) 84660

(Continued)

(**) Term: **14 Years**

OTHER PUBLICATIONS

(21) Appl. No.: **29/331,701**

Garner, U.S. Appl. No. 29/331,730, filed Jan. 30, 2009.

(22) Filed: **Jan. 30, 2009**

Primary Examiner—T. Chase Nelson
Assistant Examiner—Michelle E Wilson

(51) **LOC (9) Cl.** **24-04**

(52) **U.S. Cl.** **D24/126**

(58) **Field of Classification Search** D24/124–126;
604/326, 327, 348–354, 355, 325, 328–347,
604/349, 350, 351, 352, 353, 356–402, 358,
604/387, 385.1, 393

(74) *Attorney, Agent, or Firm*—Thorpe North & Western LLP

(57) **CLAIM**

See application file for complete search history.

What is claimed is the ornamental design for a diaper, as shown and described herein.

(56) **References Cited**

DESCRIPTION

U.S. PATENT DOCUMENTS

D179,397	S *	12/1956	Seydier	D24/126
5,069,672	A	12/1991	Wippler et al.		
D327,542	S *	6/1992	Janson et al.	D24/126
D362,717	S	9/1995	Caschette et al.		
5,476,457	A	12/1995	Roessler et al.		
D399,311	S	10/1998	Coates		
5,830,203	A *	11/1998	Suzuki et al.	604/385.19
D436,400	S	1/2001	Kiecker		
D442,279	S *	5/2001	Ruman et al.	D24/126
D449,885	S *	10/2001	Popp et al.	D24/126
D457,625	S *	5/2002	Wiebe	D24/126
D468,427	S *	1/2003	Carr et al.	D24/126
D470,236	S *	2/2003	Carr et al.	D24/126
6,579,273	B2	6/2003	Dupuy		
6,616,645	B1 *	9/2003	Moravek	604/385.06
D514,223	S *	1/2006	Hermansson et al.	D24/126
7,175,613	B2	2/2007	Sugiyama et al.		
7,255,688	B2 *	8/2007	Sasaki et al.	604/396
7,264,615	B2	9/2007	Sherrod et al.		
7,381,202	B2	6/2008	LaVon et al.		
D574,489	S *	8/2008	Kawakami et al.	D24/126

FIG. 1 is an outside top perspective view of the diaper in an open position;

FIG. 2 is an inside top perspective view of the diaper in an open position and with a front pocket in a closed position;

FIG. 3 is an inside top perspective view of the diaper in an open position and with a front pocket in an open position;

FIG. 4 is a front elevational view showing the diaper in a folded position;

FIG. 5 is a back elevational view showing the outside of the diaper in a folded position;

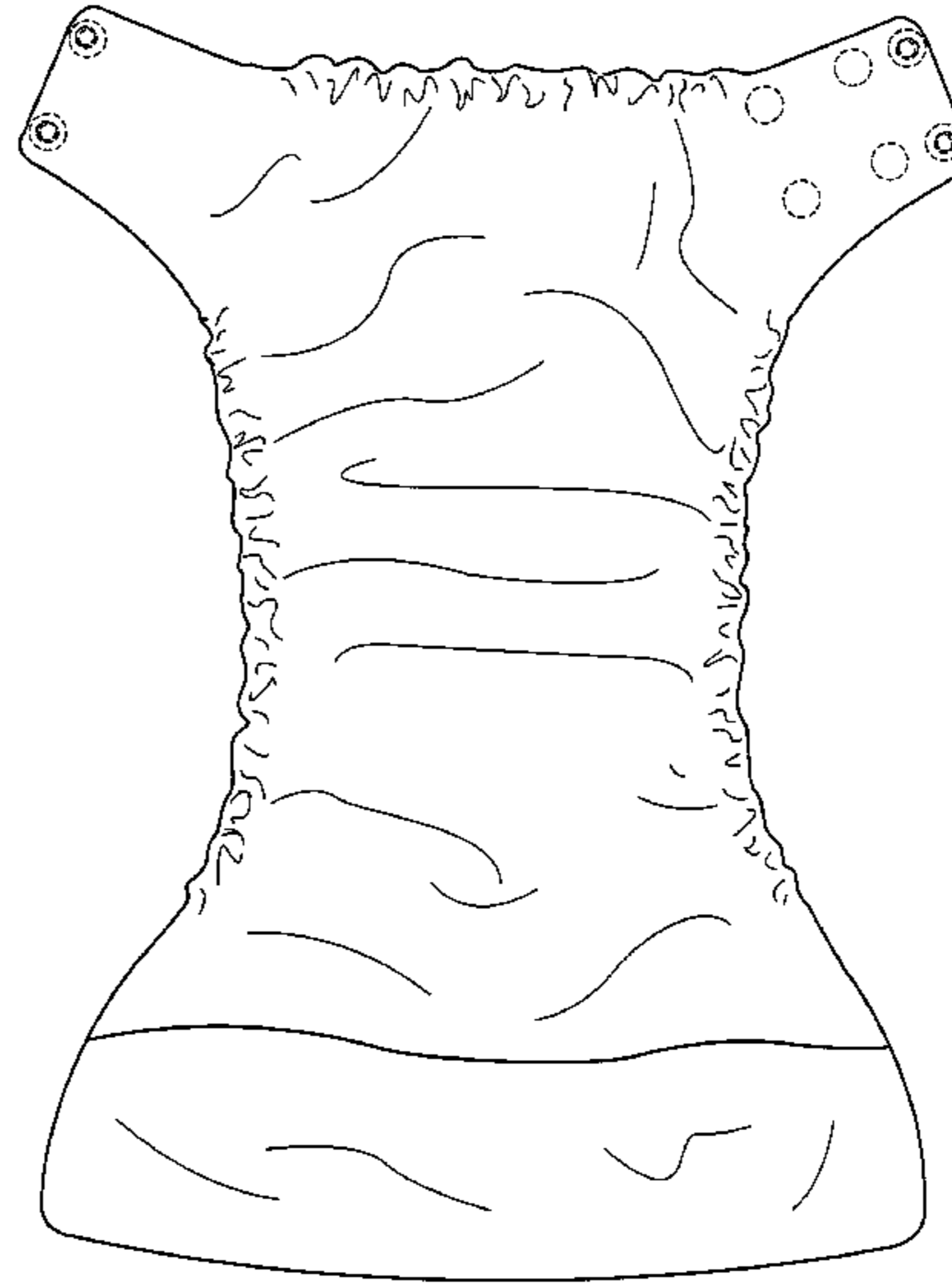
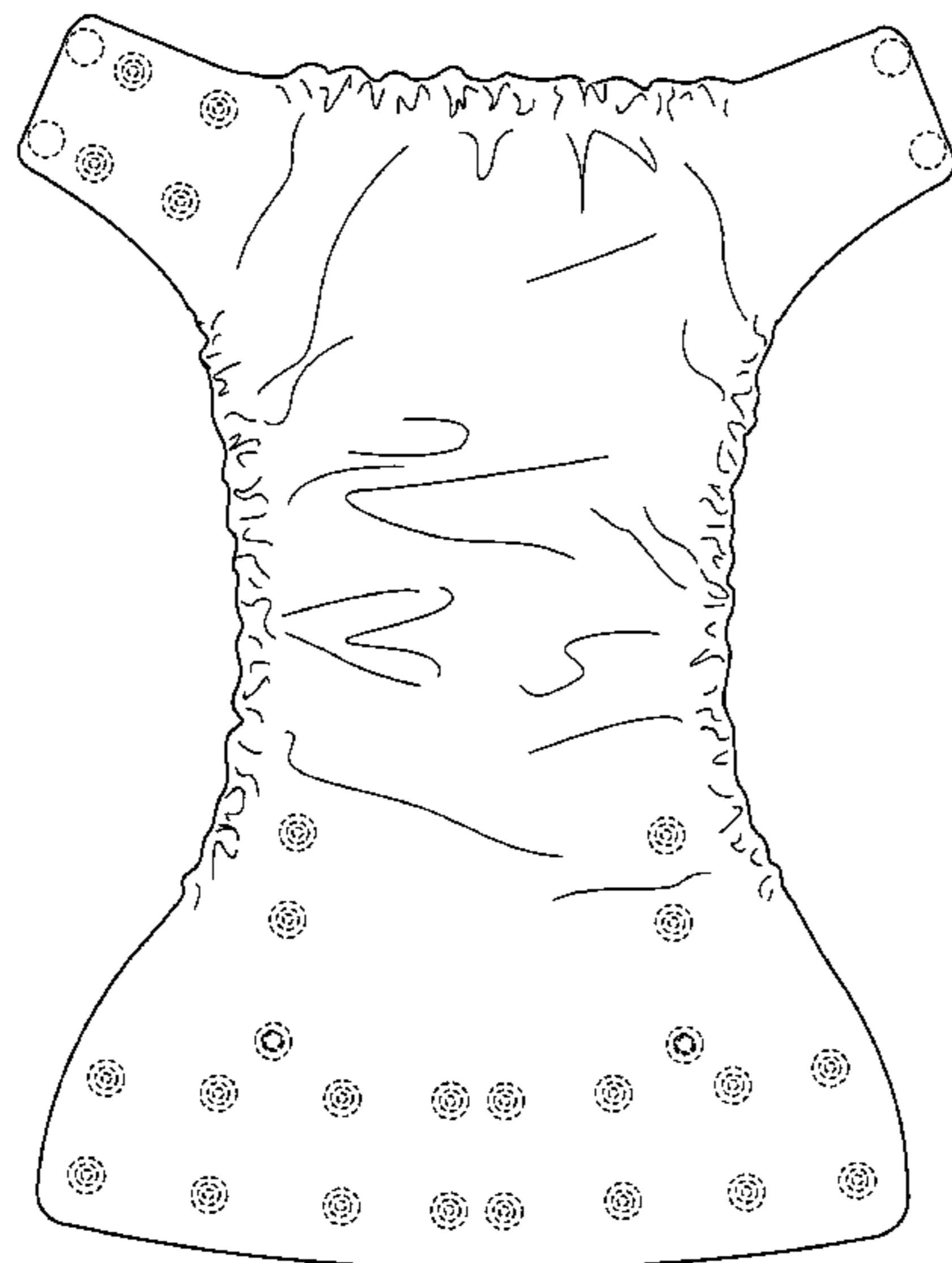
FIG. 6 is a back edge perspective view of the diaper;

FIG. 7 is a front edge perspective view of the diaper; and,

FIG. 8 is a side perspective view of the diaper in an open position.

The broken lines shown in FIGS. 1–8 are for illustrative purposes only and form no part of the claimed design.

1 Claim, 5 Drawing Sheets



US D610,255 S

Page 2

U.S. PATENT DOCUMENTS

2008/0215027	A1 *	9/2008	Labit et al.	604/378	
2009/0182298	A1 *	7/2009	Kumasaka	604/385.23	* cited by examiner
					2009/0204088 A1* 8/2009 Stearman et al. 604/385.01

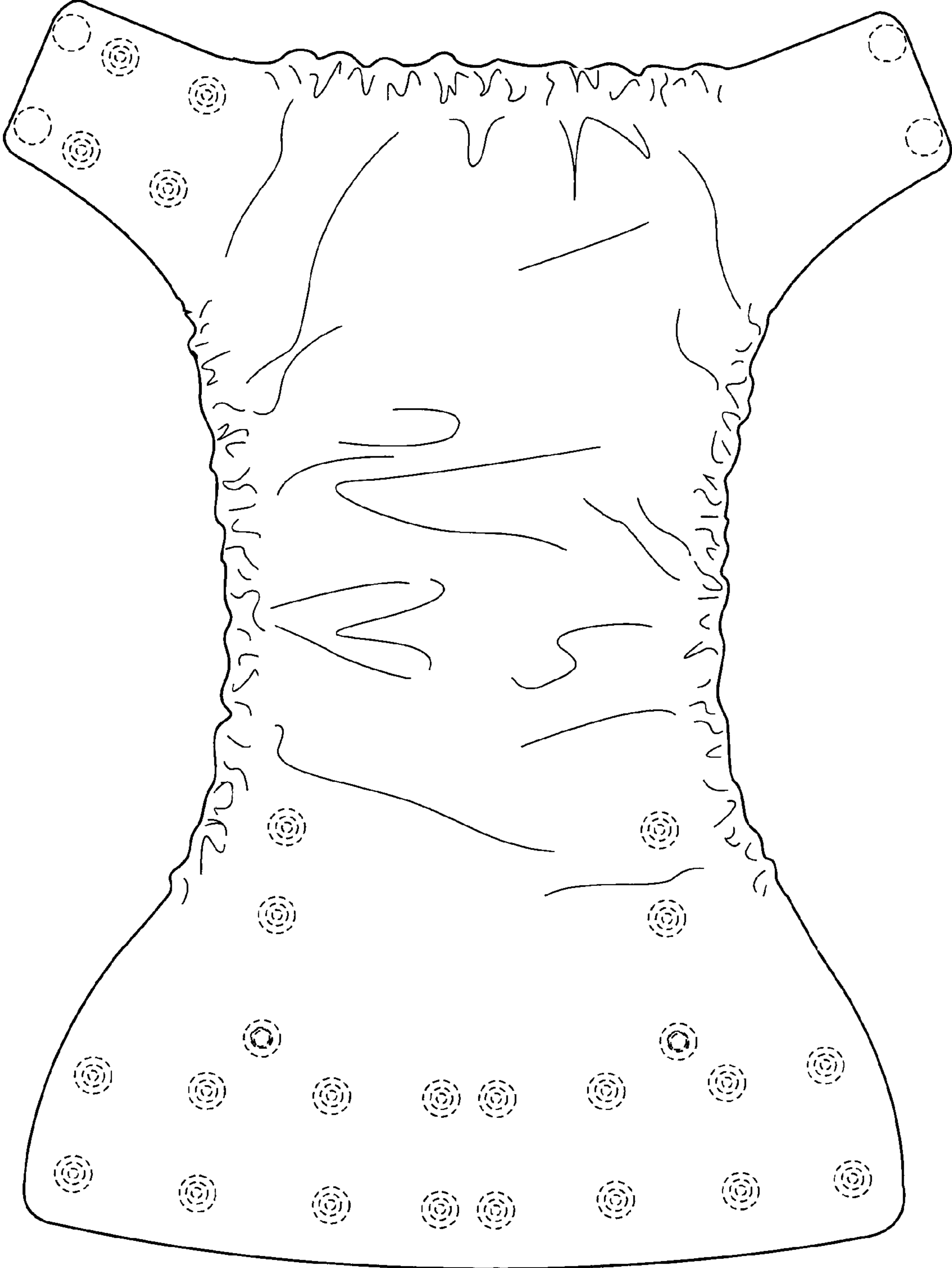


FIG. 1

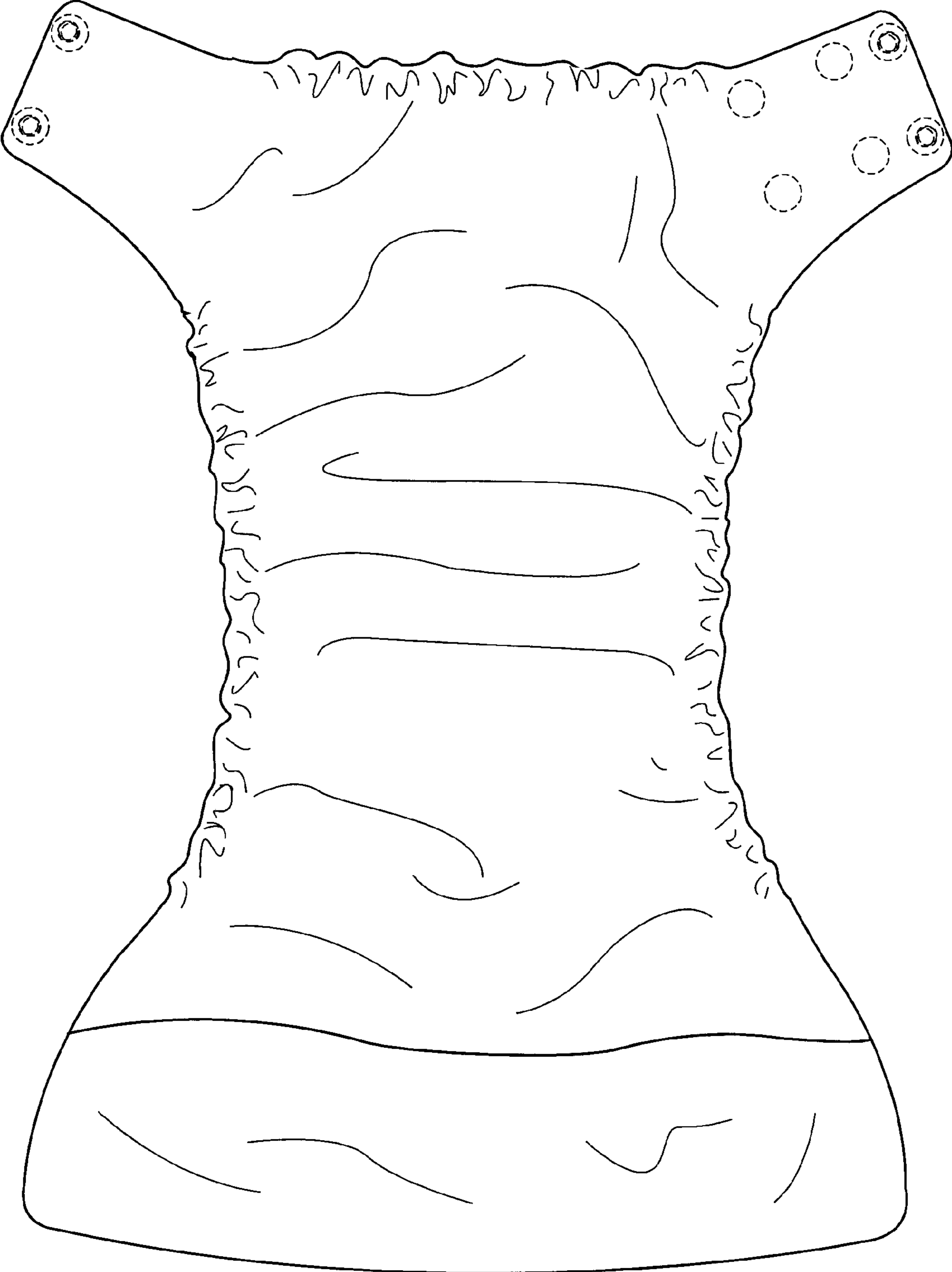


FIG. 2

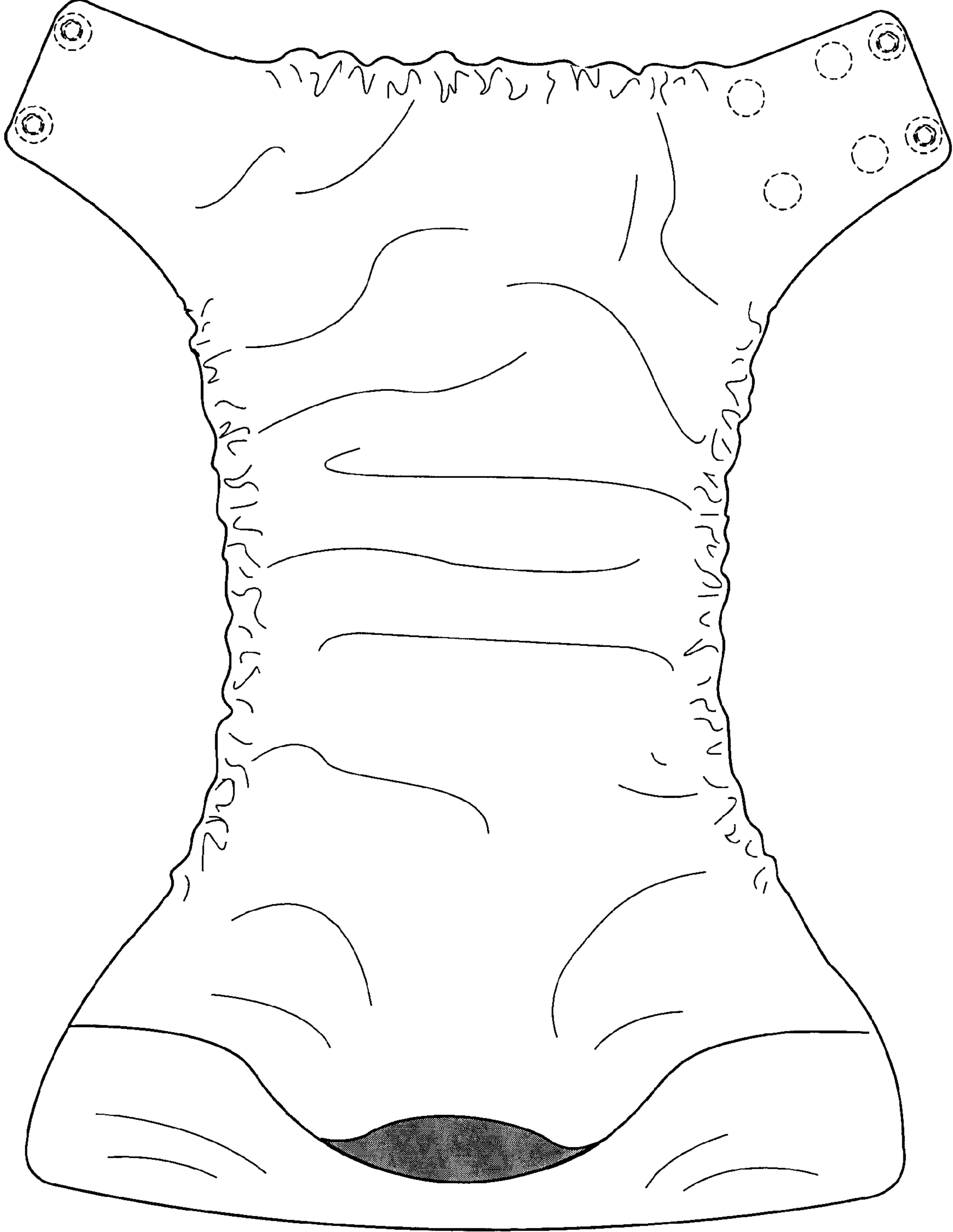


FIG. 3

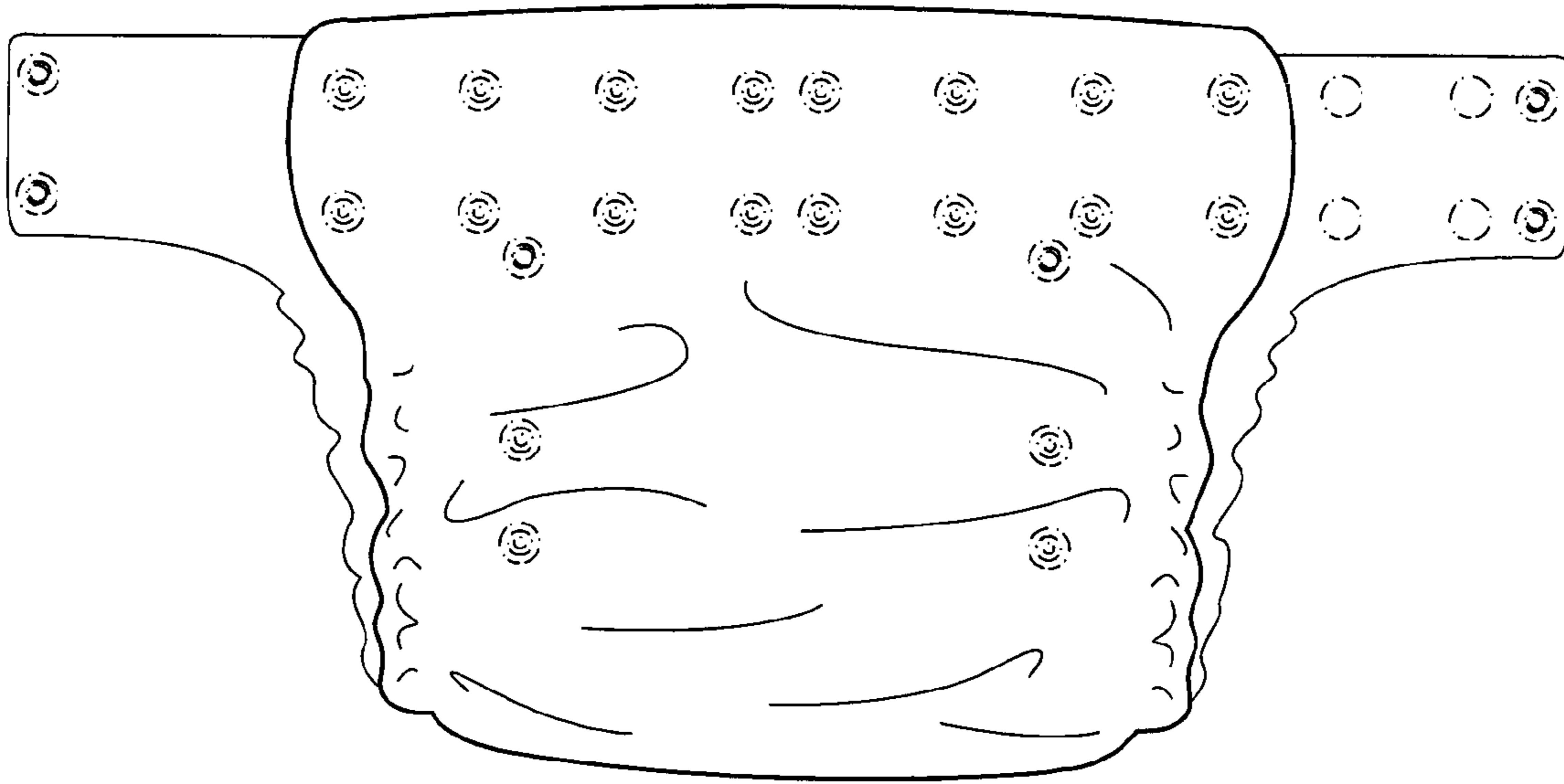


FIG. 4




FIG. 5




FIG. 6



FIG. 7

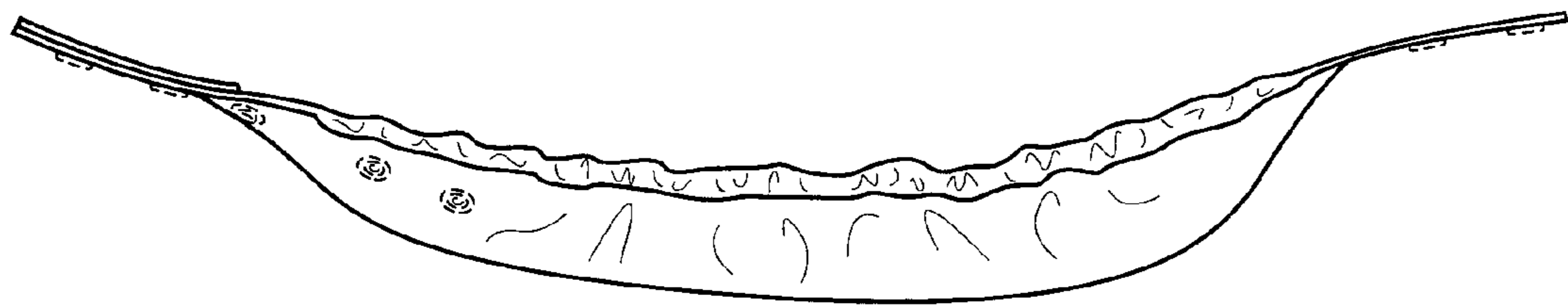


FIG. 8