



US00D610252S

(12) **United States Design Patent**
Tyce

(10) **Patent No.:** **US D610,252 S**
(45) **Date of Patent:** **** Feb. 16, 2010**

(54) **MEDICAL INJECTOR**

(75) Inventor: **Daniel Paul Charles Tyce,**
Warwickshire (GB)

(73) Assignee: **Sanofi-Aventis Deutschland GmbH,**
Frankfurt (DE)

(**) Term: **14 Years**

(21) Appl. No.: **29/311,670**

(22) Filed: **May 20, 2009**

Related U.S. Application Data

(62) Division of application No. 29/274,150, filed on Mar. 30, 2007, now Pat. No. Des. 600,794.

Foreign Application Priority Data

(30) Oct. 30, 2006 (EM) 000620851

(51) **LOC (9) Cl.** **24-02**

(52) **U.S. Cl.** **D24/113**

(58) **Field of Classification Search** D24/112-114,
D24/133, 186, 104, 130, 127, 152, 144; 606/181,
606/185, 205, 142; 604/232, 187, 158, 164.08,
604/192, 263, 163, 181, 184, 198, 227; 433/80
See application file for complete search history.

(56) **References Cited**

U.S. PATENT DOCUMENTS

D368,961 S 4/1996 Himbert et al.
D462,760 S 9/2002 Ahlgrim et al.
D479,747 S 9/2003 Bainton
D479,748 S 9/2003 Tyce
D482,122 S * 11/2003 Cohn et al. D24/133
D482,724 S 11/2003 Nishida
D492,027 S 6/2004 Tyce et al.
D492,405 S 6/2004 Bainton

D499,485 S 12/2004 Tyce
D501,253 S 1/2005 Bainton
D503,477 S * 3/2005 Hawley et al. D24/114
D503,797 S 4/2005 Tyce
D505,490 S 5/2005 Tyce
D506,005 S * 6/2005 Hawley et al. D24/114
D516,719 S * 3/2006 Turchi et al. D24/114
D518,175 S * 3/2006 Hardin et al. D24/133
D520,636 S * 5/2006 Hawley et al. D24/114
D540,465 S 4/2007 Bainton
D546,447 S * 7/2007 White D24/133
D548,835 S * 8/2007 Galbraith D24/114
D550,363 S * 9/2007 Hannant et al. D24/186
D551,341 S * 9/2007 Galbraith D24/114
D553,681 S 10/2007 Cetera
D567,939 S * 4/2008 Mattigka D24/114
D580,052 S * 11/2008 White D24/133
D580,069 S * 11/2008 Lee D24/114

* cited by examiner

Primary Examiner—T. Chase Nelson

Assistant Examiner—David G Muller

(74) *Attorney, Agent, or Firm*—Finnegan Henderson
Farabow Garrett & Dunner LLP

(57) **CLAIM**

The ornamental design for a medical injector, as shown and described.

DESCRIPTION

FIG. 1 is a front plan view of the medical injector of my new design;

FIG. 2 is a left side view thereof,


FIG. 3 is a rear view thereof;

FIG. 4 is a right side view thereof;

FIG. 5 is a bottom view thereof; and,

FIG. 6 is a top view thereof.

1 Claim, 3 Drawing Sheets






FIG. 1




FIG. 2




FIG. 3




FIG. 4




FIG. 5




FIG. 6