



US00D610227S

(12) **United States Design Patent**
Hunter et al.

(10) **Patent No.:** **US D610,227 S**

(45) **Date of Patent:** **** Feb. 16, 2010**

(54) **SIMULATIVE FLOWER ATTACHMENT FOR A SHOWER**

(76) Inventors: **Mark Hunter**, 38 Wilson Rd, Langdon, Alberta (CA) T0J 1X1; **Kim Hunter**, 38 Wilson Rd, Langdon, Alberta (CA) T0J 1X1

(**) Term: **14 Years**

(21) Appl. No.: **29/249,136**

(22) Filed: **Sep. 22, 2006**

(51) **LOC (9) Cl.** **23-01**

(52) **U.S. Cl.** **D23/222**

(58) **Field of Classification Search** D23/213,
D23/222; D5/63; D11/117; 428/15, 24-46;
4/661, DIG. 18

See application file for complete search history.

(56) **References Cited**

U.S. PATENT DOCUMENTS

D138,921 S *	9/1944	Ordens	D11/146
2,514,177 A *	7/1950	Brown, Jr.	428/22
2,611,645 A	9/1952	Forman	
D173,979 S	2/1955	Crenshaw	
2,900,139 A	8/1959	Hensley, Jr.	
3,039,220 A *	6/1962	Fristot	428/26
3,092,334 A	6/1963	Peterson	
3,161,559 A *	12/1964	Tong	428/26
3,623,638 A *	11/1971	Henning et al.	222/78
3,697,362 A *	10/1972	Zane et al.	428/26
D237,619 S *	11/1975	Levey	D9/661
4,353,139 A	10/1982	Wainwright et al.	
4,821,960 A	4/1989	Goldman	

D305,926 S	2/1990	Butler	
4,951,329 A	8/1990	Shaw	
D313,460 S	1/1991	Boucher et al.	
D317,332 S	6/1991	Williams et al.	
D323,205 S *	1/1992	Klose	D23/222
5,125,577 A *	6/1992	Frankel	239/211
D329,488 S	9/1992	Santagada	
5,224,652 A	7/1993	Kessler	
5,337,956 A	8/1994	Crutcher	
D414,245 S	9/1999	Watson	
D501,040 S	1/2005	Gieson et al.	

* cited by examiner

Primary Examiner—Robin V Webster

(74) *Attorney, Agent, or Firm*—Stephen Lewellyn; Maxey Law Offices, PLLC

(57) **CLAIM**

The ornamental design for a simulative flower attachment for a shower, as shown and described.

DESCRIPTION


FIG. 1 is a top plan view of the simulative flower attachment for a shower in accordance with our invention; the bottom plan view being a mirror image thereof;

FIG. 2 is a first side elevation view of FIG. 1; the second side elevational view being a mirror image thereof;

FIG. 3 is front elevation view of FIG. 1; the back elevational view being a mirror image thereof; and,

FIG. 4 is a perspective view of the simulative flower attachment for a shower of FIG. 1; the broken lines forming no part of the claimed invention.

1 Claim, 2 Drawing Sheets






FIG. 1



FIG. 2



FIG. 3

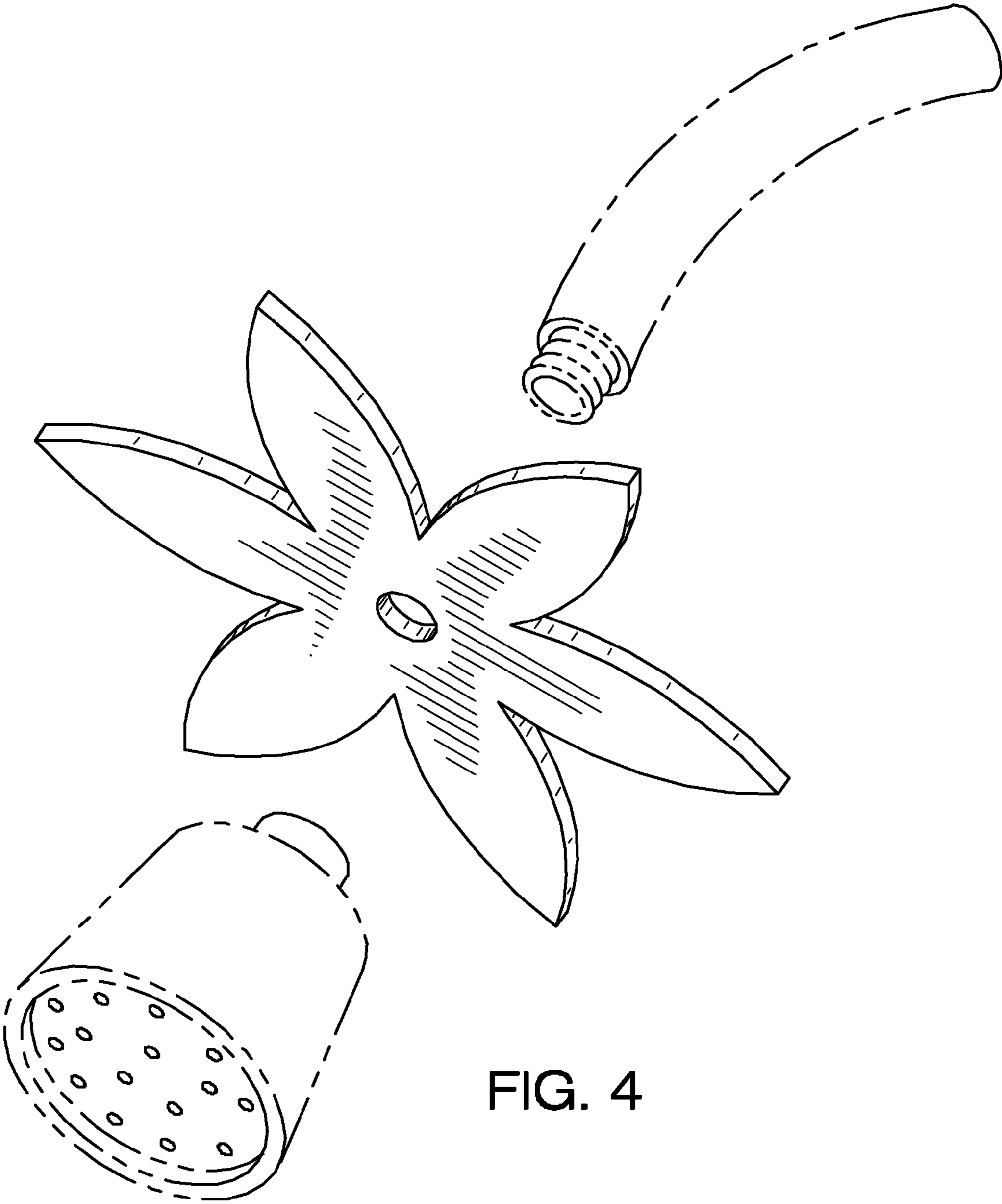


FIG. 4