



US00D610196S

(12) **United States Design Patent**
Pearson

(10) **Patent No.:** **US D610,196 S**

(45) **Date of Patent:** **** Feb. 16, 2010**

- (54) **PEN**
- (75) **Inventor:** **Arthur Scott Pearson**, Upland, CA (US)
- (73) **Assignee:** **Sweda Company, LLC**, City of Industry, CA (US)
- (**) **Term:** **14 Years**
- (21) **Appl. No.:** **29/314,314**
- (22) **Filed:** **Mar. 20, 2009**
- (51) **LOC (9) Cl.** **19-06**
- (52) **U.S. Cl.** **D19/48**
- (58) **Field of Classification Search** D19/35, D19/36, 41, 42, 43, 44, 45, 46, 47, 48, 49, D19/50, 51, 54, 55, 56, 57; 24/11 F, 11 P, 24/11 R; 401/6, 52, 99, 100, 104, 105, 106, 401/107, 108, 109, 192, 195, 243, 244, 245, 401/246, 247

See application file for complete search history.

(56) **References Cited**

U.S. PATENT DOCUMENTS

- RE19,346 E * 10/1934 Cuthbert 24/11 F
- D96,022 S * 6/1935 Cuthbert D19/51
- D130,999 S * 1/1942 Martin et al. D19/51
- D142,390 S * 9/1945 Olson et al. D19/48
- D150,320 S * 7/1948 Starr D19/51
- 2,474,996 A * 7/1949 Wallis 401/249
- D159,095 S * 6/1950 Peterson et al. D19/51
- 2,514,729 A * 7/1950 Snodgrass 401/226
- 2,530,608 A * 11/1950 Fraser 2/250
- D164,863 S * 10/1951 Kahn D19/51

- 3,064,625 A * 11/1962 Donato 401/131
- 3,801,206 A * 4/1974 Poritz 401/29
- D323,189 S * 1/1992 Tu D19/48
- D343,418 S * 1/1994 Dugelay D19/51
- D410,031 S * 5/1999 Charriol D19/51
- D425,119 S * 5/2000 Andrews et al. D19/43
- 6,174,098 B1 * 1/2001 Yeh 401/52
- 6,283,661 B1 * 9/2001 Connors 401/195
- D452,271 S * 12/2001 Owen et al. D19/43
- 6,499,196 B1 * 12/2002 Mittersinker et al. 24/11 R
- 6,729,785 B2 * 5/2004 Wijerama 401/17
- D497,616 S * 10/2004 Ma et al. D14/431
- D562,384 S * 2/2008 Qiu D19/36
- D583,865 S * 12/2008 Kwok D19/49
- D591,352 S * 4/2009 Gerules et al. D19/50

* cited by examiner

Primary Examiner—Elizabeth A Albert
Assistant Examiner—Karen E Eldridge Powers
(74) *Attorney, Agent, or Firm*—Clement Cheng



(57) **CLAIM**

The ornamental design for a pen, as shown and described.

DESCRIPTION

- FIG. 1 is a perspective view of the pen.
- FIG. 2 is a front view of the pen.
- FIG. 3 is a left side view of the pen.
- FIG. 4 is a rear view of the pen.
- FIG. 5 is a right side view of the pen.
- FIG. 6 is a bottom view of the pen; and,
- FIG. 7 is a top view of the pen.

1 Claim, 1 Drawing Sheet



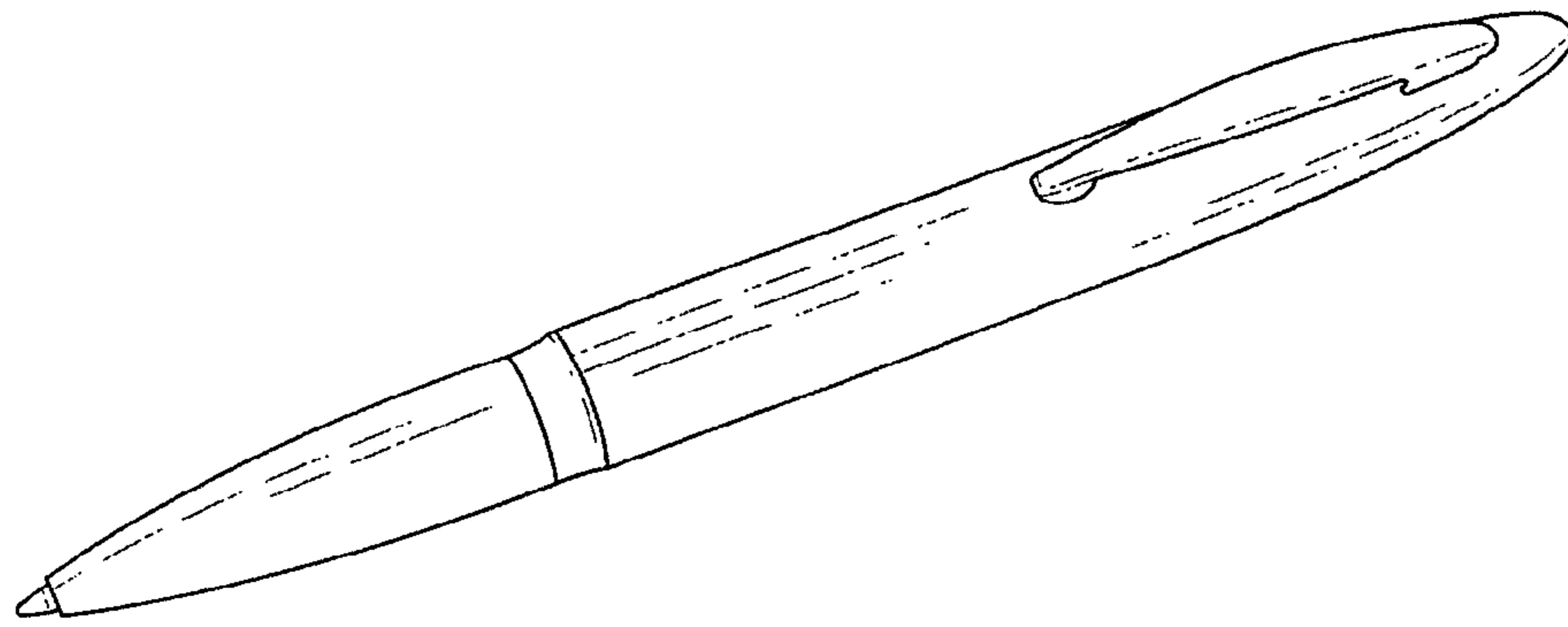


Fig.1




Fig.2




Fig.3



Fig.4




Fig.5

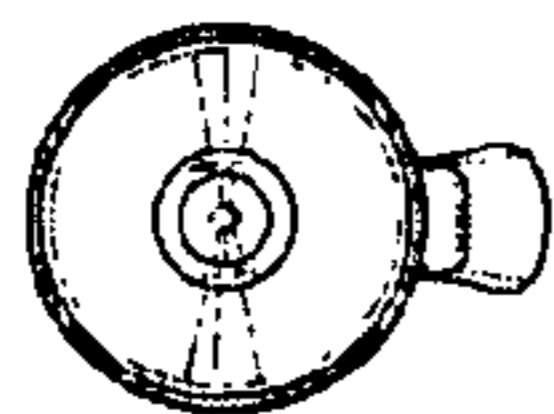


Fig.6

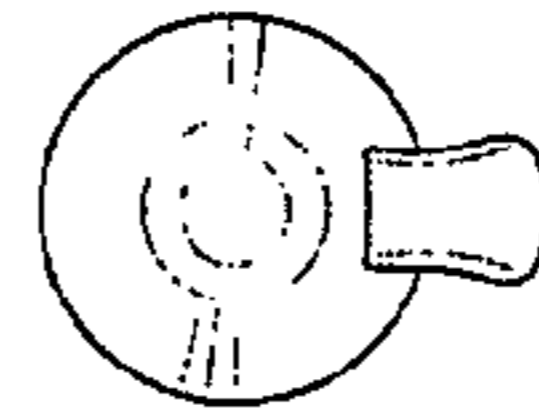


Fig.7