



US00D610194S

(12) **United States Design Patent**
Herrenbruck

(10) **Patent No.:** **US D610,194 S**

(45) **Date of Patent:** **** Feb. 16, 2010**

(54) **GREETING CARD HAVING A DOG BONE SHAPED BLISTER PACK**

(75) Inventor: **Rodney K. Herrenbruck**, Chesterfield, MO (US)

(73) Assignee: **Talk To Me Pet Products, LLC**, Chesterfield, MO (US)

(**) Term: **14 Years**

(21) Appl. No.: **29/339,262**

(22) Filed: **Jun. 26, 2009**

(51) **LOC (9) Cl.** **19-01**

(52) **U.S. Cl.** **D19/1**

(58) **Field of Classification Search** D19/1-34;
40/124.01-124.15, 672, 661, 726, 776, 617,
40/547; 283/72, 74, 75, 103, 105, 106; 206/449,
206/213, 308.3; D20/10, 22, 27, 40, 42,
D20/11; 229/72, 92, 92.1, 300-303, 81;
D9/707, 709; 383/103, 51, 40, 87

See application file for complete search history.

(56) **References Cited**

U.S. PATENT DOCUMENTS

4,203,516	A *	5/1980	Stonoga et al.	40/124.06
4,497,126	A *	2/1985	Dejean	40/124.02
4,840,275	A	6/1989	Faiola	
4,883,692	A	11/1989	Spector	
D312,655	S	12/1990	Faiola	
4,975,809	A *	12/1990	Ku	40/547
D322,454	S	12/1991	LeBlanc	
5,213,371	A *	5/1993	Bradley	40/124.06
D344,757	S *	3/1994	Kruyt	D19/1
D384,100	S *	9/1997	Derraugh	D19/26
D389,181	S *	1/1998	Fernandes et al.	D19/26
5,772,054	A	6/1998	Potter	
D423,570	S *	4/2000	Moyal	D19/20
6,079,137	A *	6/2000	Mitchell	40/661

6,525,706	B1 *	2/2003	Rehkemper et al.	D19/26
6,629,377	B2 *	10/2003	Taraschuk	40/124.08
D493,829	S	8/2004	Foster	
D499,147	S *	11/2004	Schneider	D20/10
D515,624	S *	2/2006	Loo	D19/26

OTHER PUBLICATIONS

Photos of greeting card distributed by Mars Retail Group, Inc., Henderson, NV, 5 photos, at least as early as Jun. 26, 2009.

* cited by examiner

Primary Examiner—T. Chase Nelson

Assistant Examiner—David G Muller

(74) *Attorney, Agent, or Firm*—Senniger Powers LLP

(57) **CLAIM**

The ornamental design for a greeting card having a dog bone shaped blister pack, as shown and described.

DESCRIPTION

FIG. 1 is a perspective view of a greeting card in an open configuration;

FIG. 2 is a perspective of the greeting card in a closed configuration;

FIG. 3 is a front elevation of the card in the closed configuration;

FIG. 4 is a right side elevation of the card in the closed configuration;

FIG. 5 is a top plan of the card in the closed configuration;

FIG. 6 is a bottom plan of the card in the closed configuration; and,

FIG. 7 is a left side view of the card in the closed configuration.

The broken lines in the drawings illustrate environmental features that do not form a part of the design. The back of the card forms no part of the design.

1 Claim, 6 Drawing Sheets

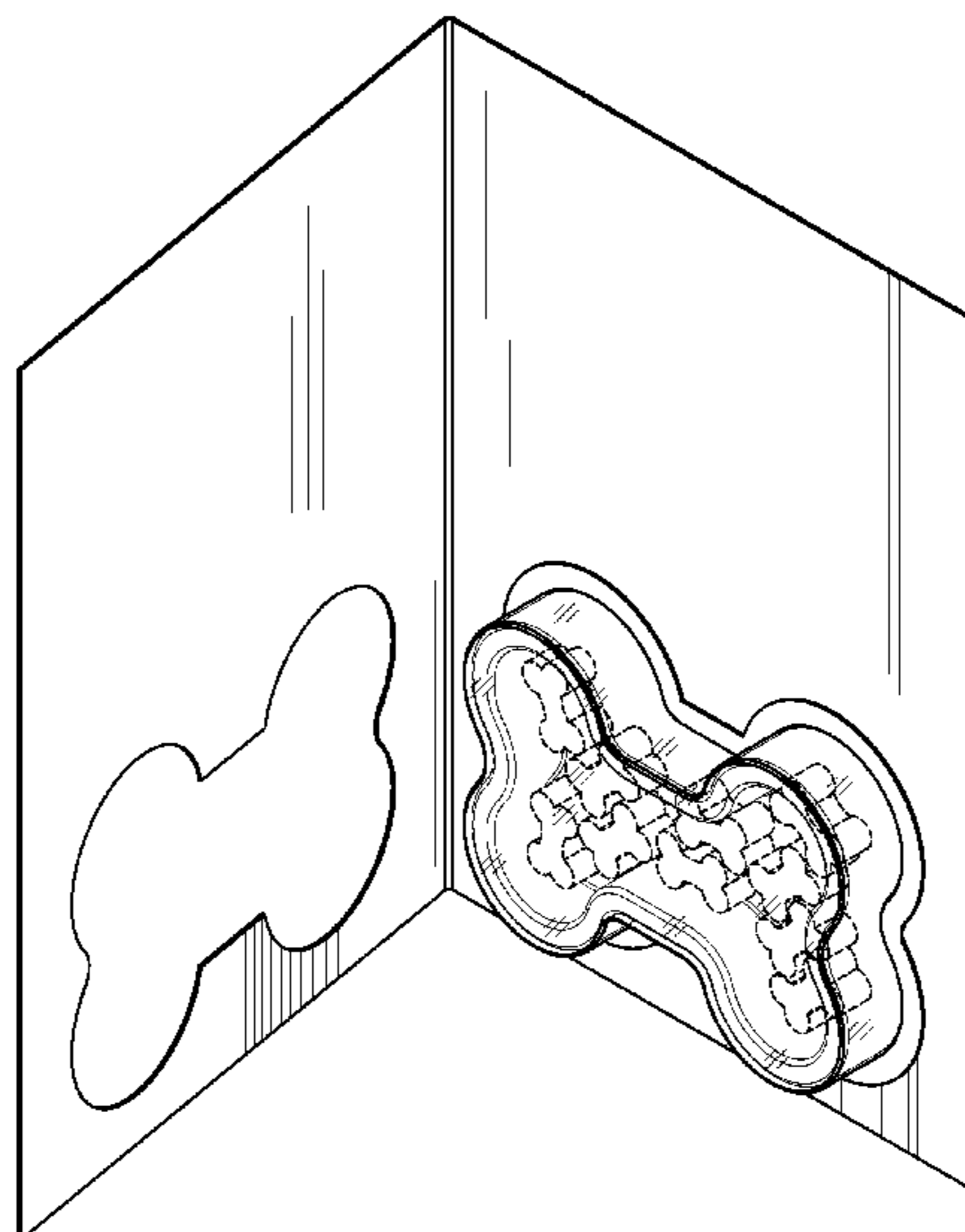


FIG. 1

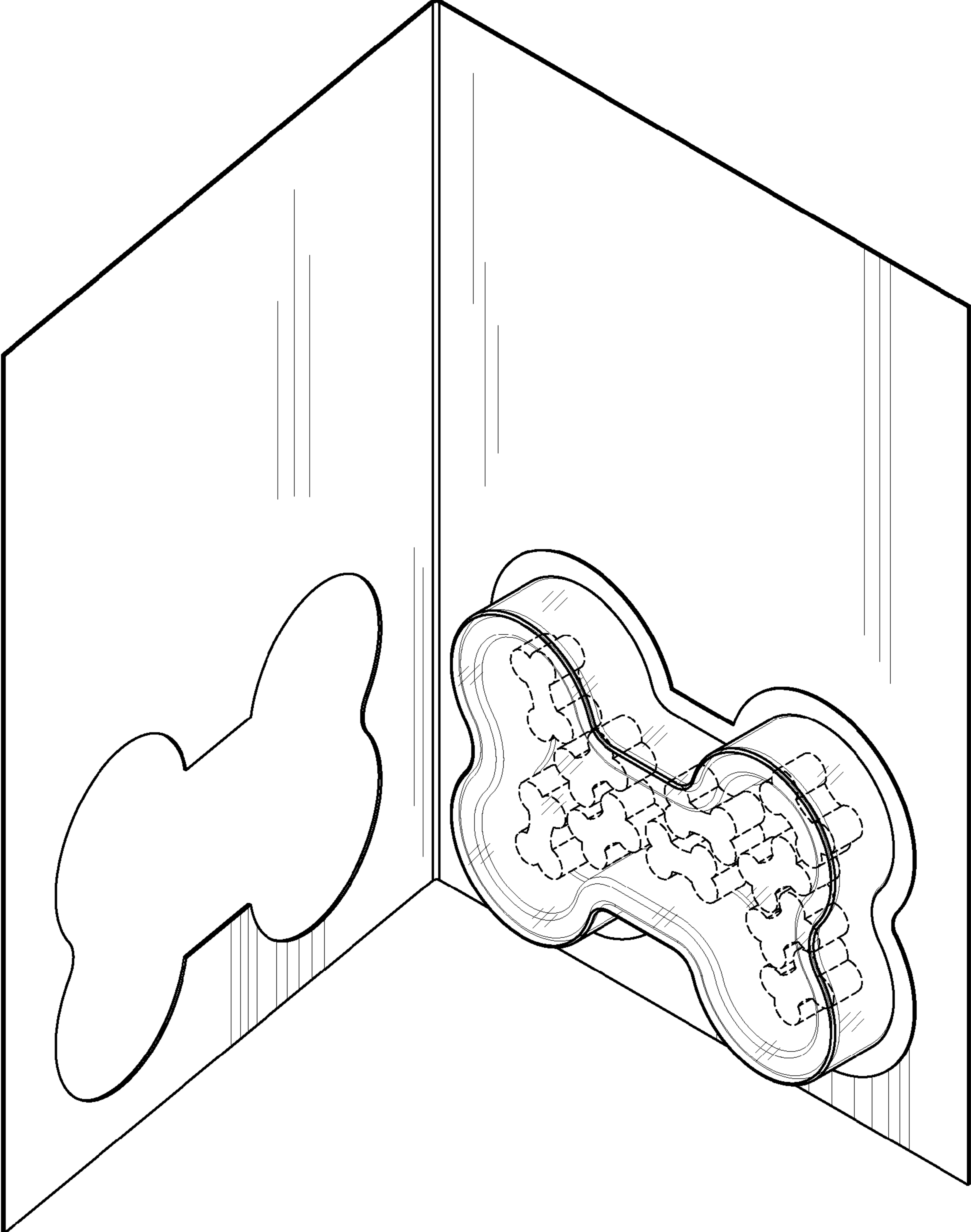


FIG. 2

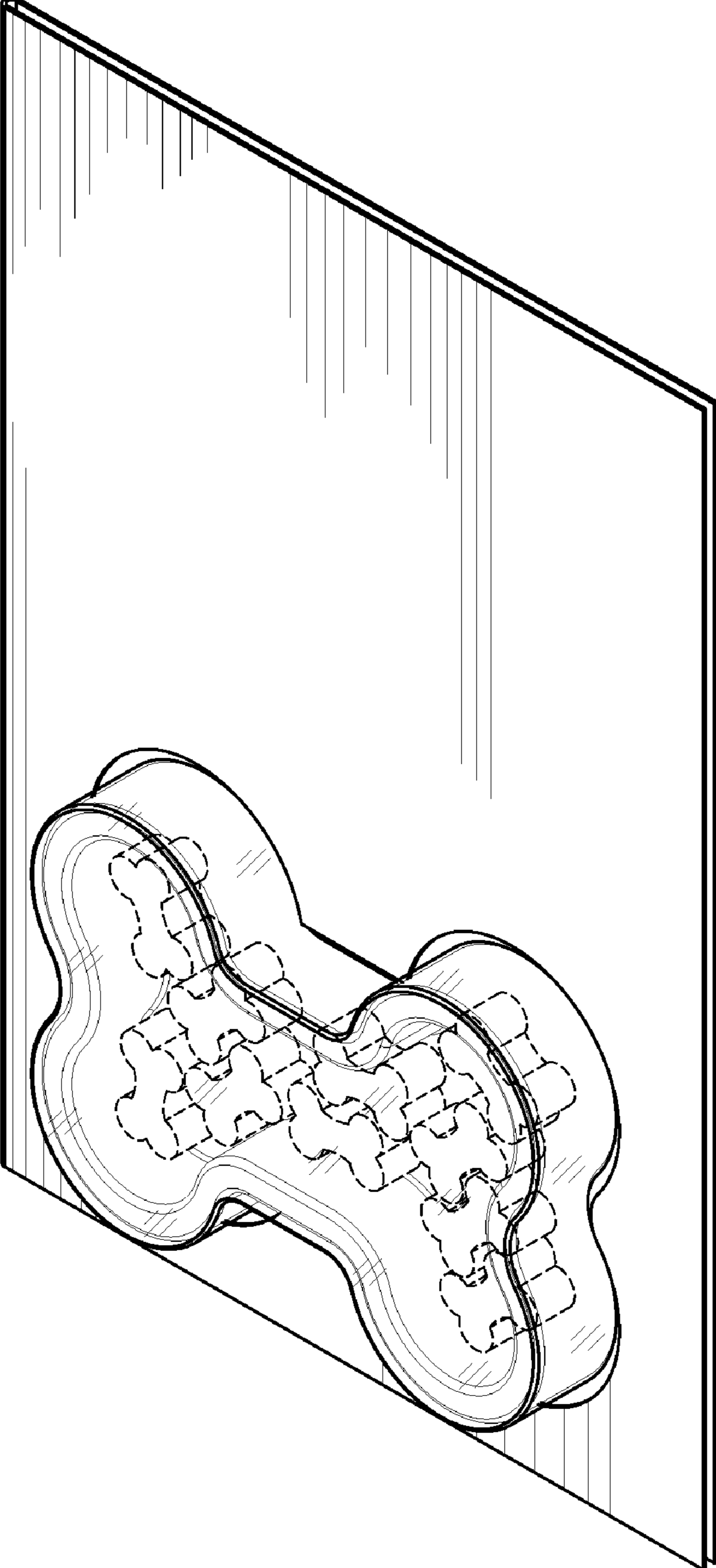


FIG. 3

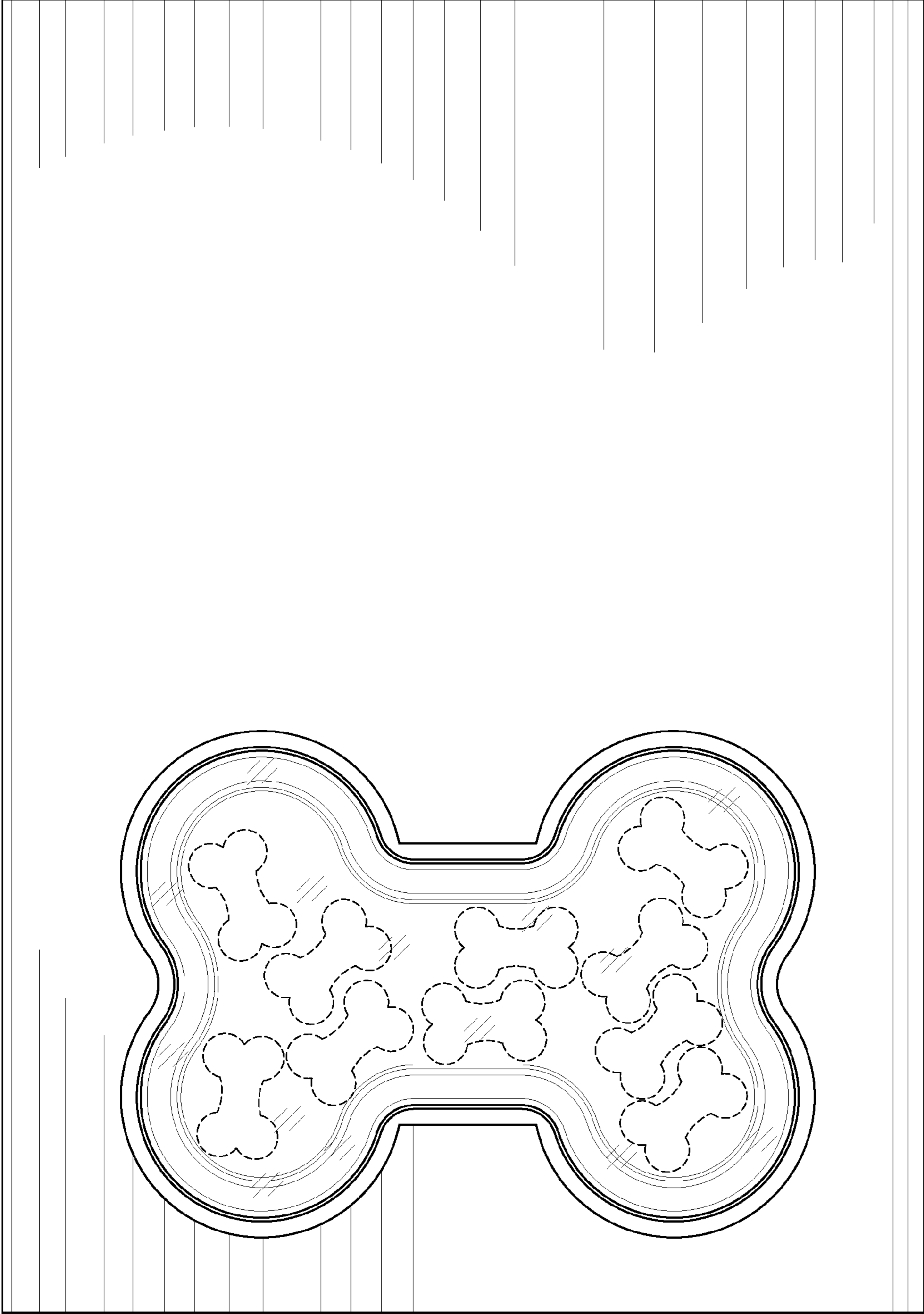


FIG. 4



FIG. 5

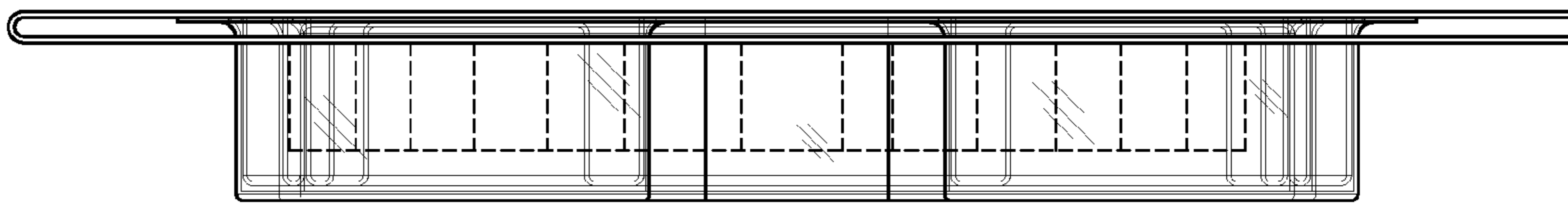


FIG. 6

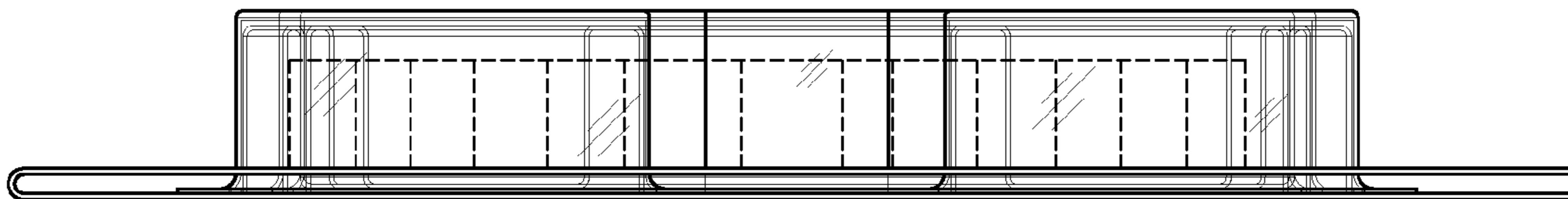


FIG. 7

