

US00D610189S

(12) **United States Design Patent**
Henda

(10) **Patent No.:** **US D610,189 S**
(45) **Date of Patent:** **** Feb. 16, 2010**

(54) **ELECTRONIC PIANO**

(75) Inventor: **Koichi Henda**, Hamamatsu (JP)

(73) Assignee: **Kawai Musical Instruments MFG. Co., Ltd.**, Hamamatsu-shi, Shizuoka-ken (JP)

(**) Term: **14 Years**

(21) Appl. No.: **29/309,536**

(22) Filed: **Aug. 28, 2008**

(30) **Foreign Application Priority Data**

Feb. 29, 2008 (JP) 2008-004860

(51) **LOC (9) Cl.** **17-01**

(52) **U.S. Cl.** **D17/7**

(58) **Field of Classification Search** D17/1,
D17/2, 7; 84/13, 172, 174, 423 R, 744
See application file for complete search history.

(56) **References Cited**

U.S. PATENT DOCUMENTS

D260,098 S * 8/1981 Antonelli D17/7
D467,607 S * 12/2002 Yanase et al. D17/7
6,916,980 B2 * 7/2005 Ishida et al. 84/743

D554,693 S * 11/2007 Kuramochi et al. D17/7
D557,328 S * 12/2007 Miyashita et al. D17/7
D566,165 S * 4/2008 Ito D17/7

FOREIGN PATENT DOCUMENTS

JP 2003248480 A * 9/2003

* cited by examiner

Primary Examiner—Ian Simmons

Assistant Examiner—R. Johnson

(74) *Attorney, Agent, or Firm*—Manabu Kanesaka

(57) **CLAIM**

The ornamental design for an electronic piano, as shown and described.

DESCRIPTION

FIG. 1 is a perspective view of an electronic piano showing my new design;

FIG. 2 is a front view thereof;

FIG. 3 is a rear view thereof;

FIG. 4 is a top plan view thereof;

FIG. 5 is a bottom view thereof; and,

FIG. 6 is a right side view thereof, a left side view being symmetrical to the right side view.

1 Claim, 5 Drawing Sheets




FIG.1

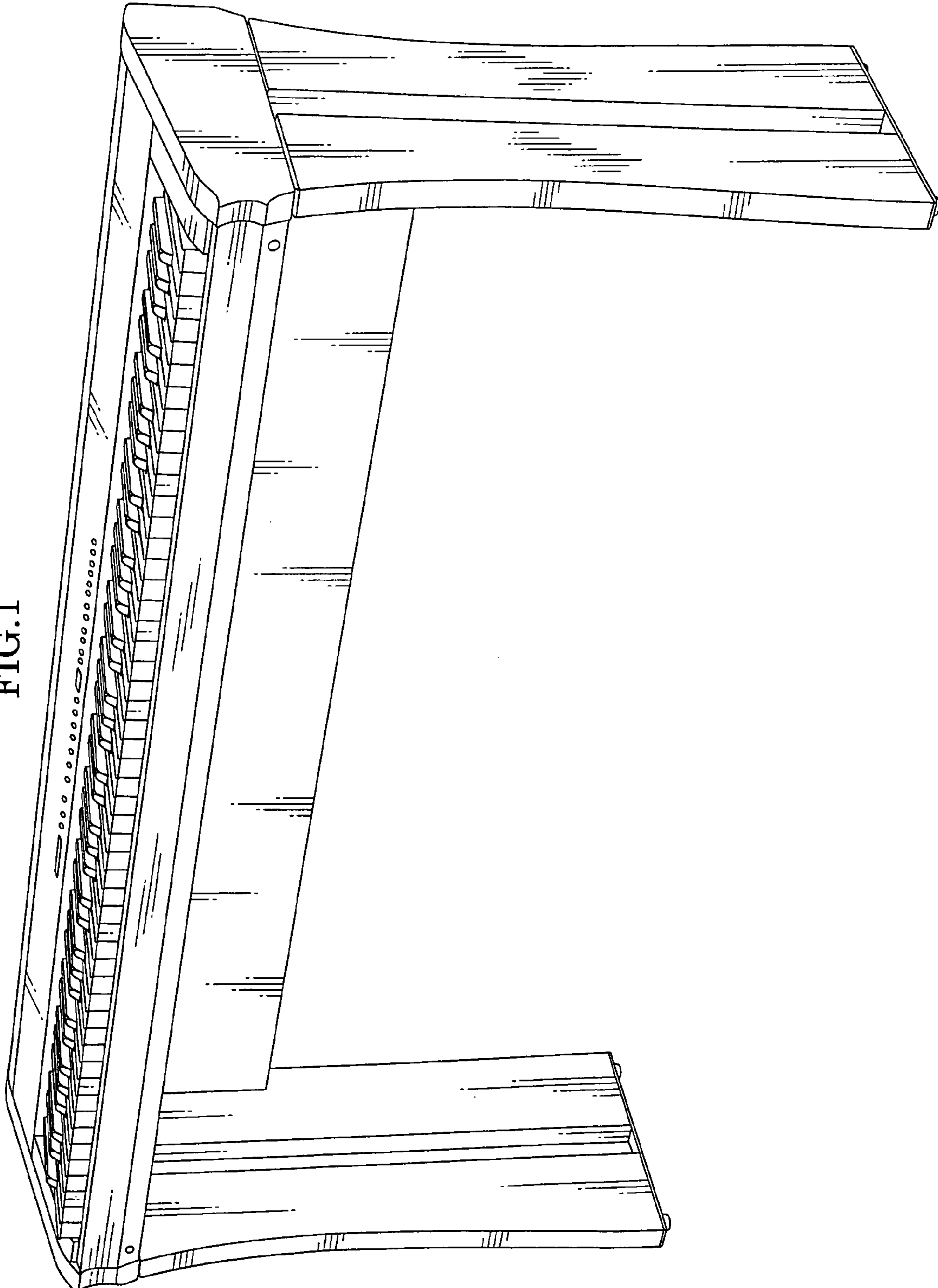


FIG.2

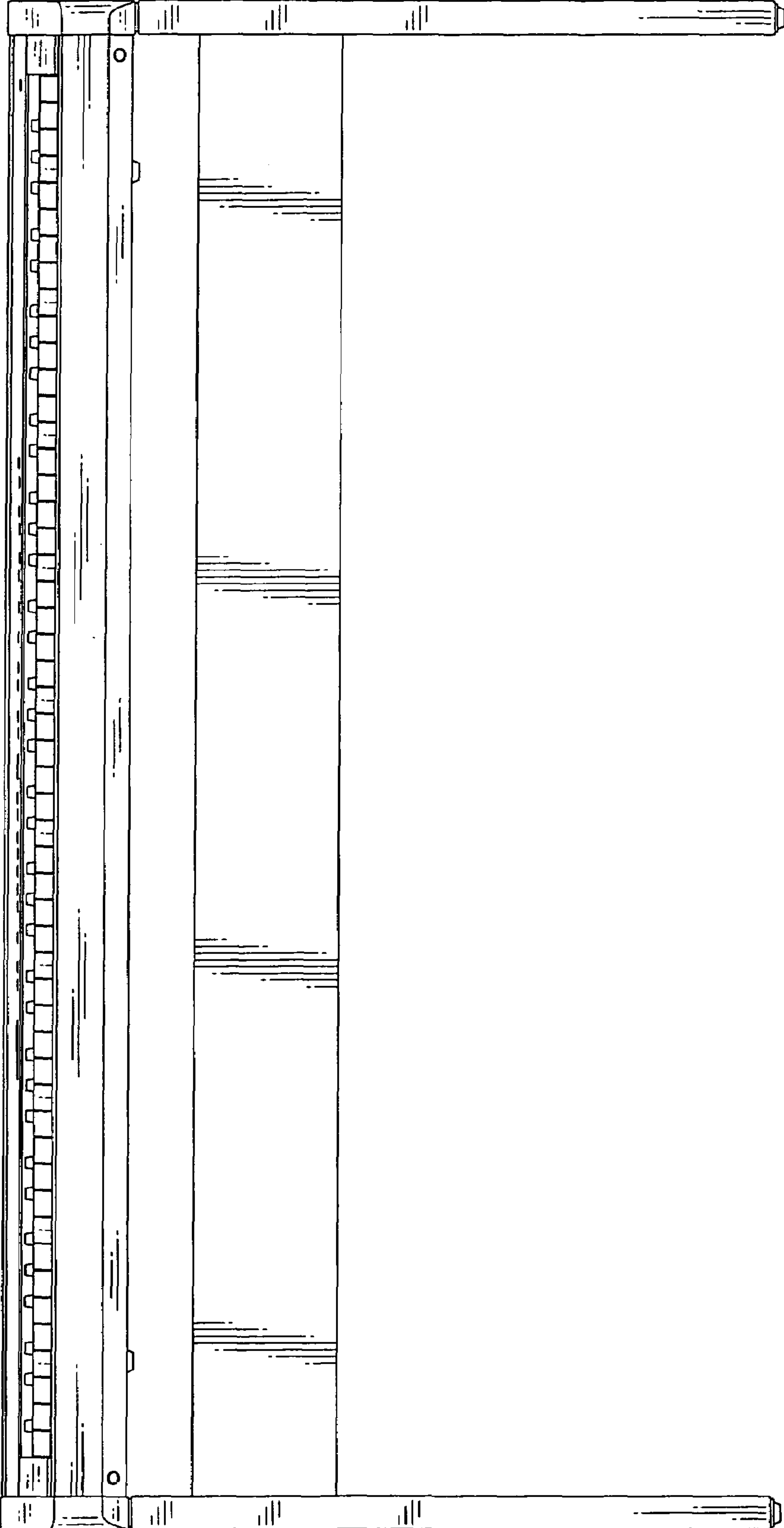


FIG. 3

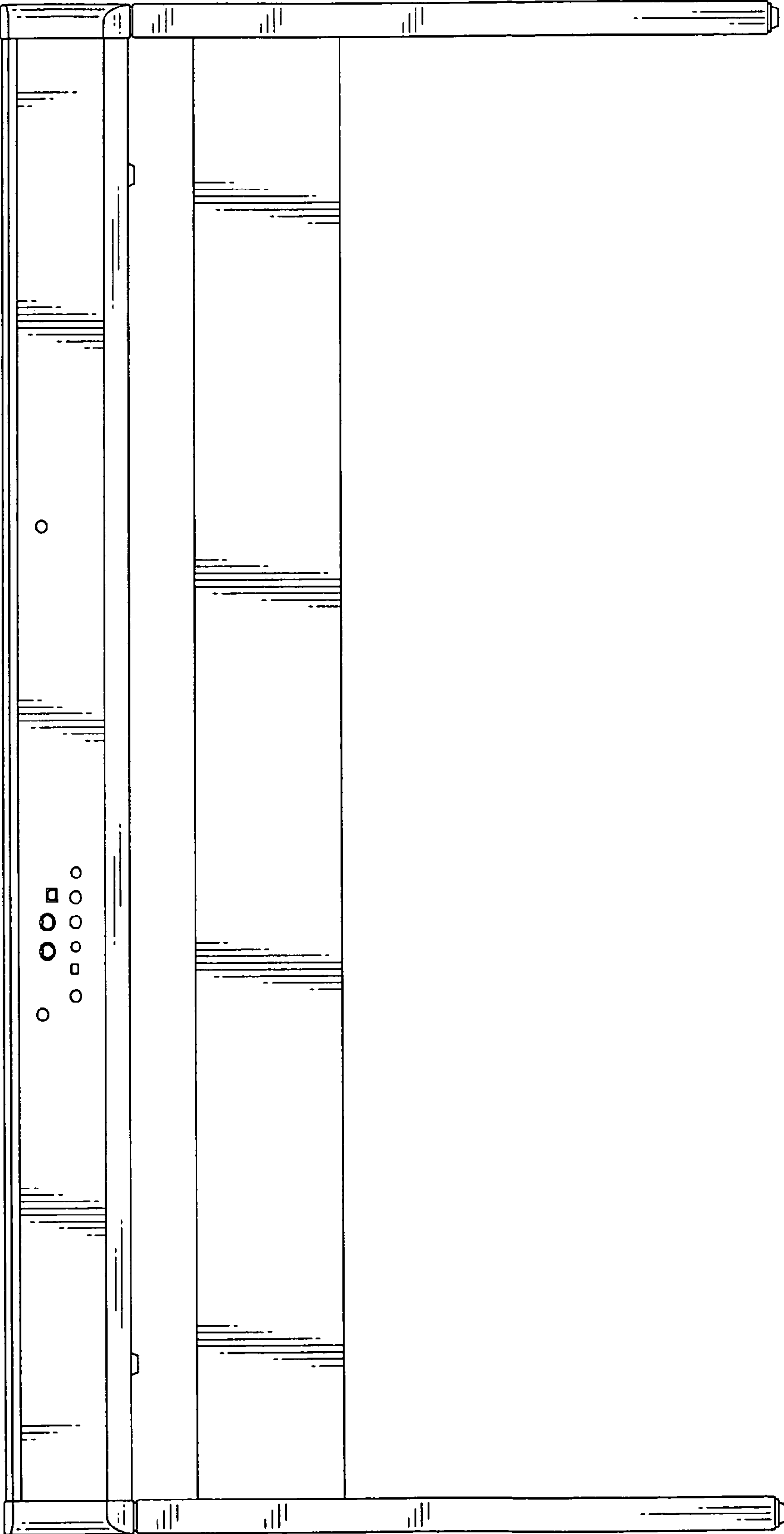


FIG.4

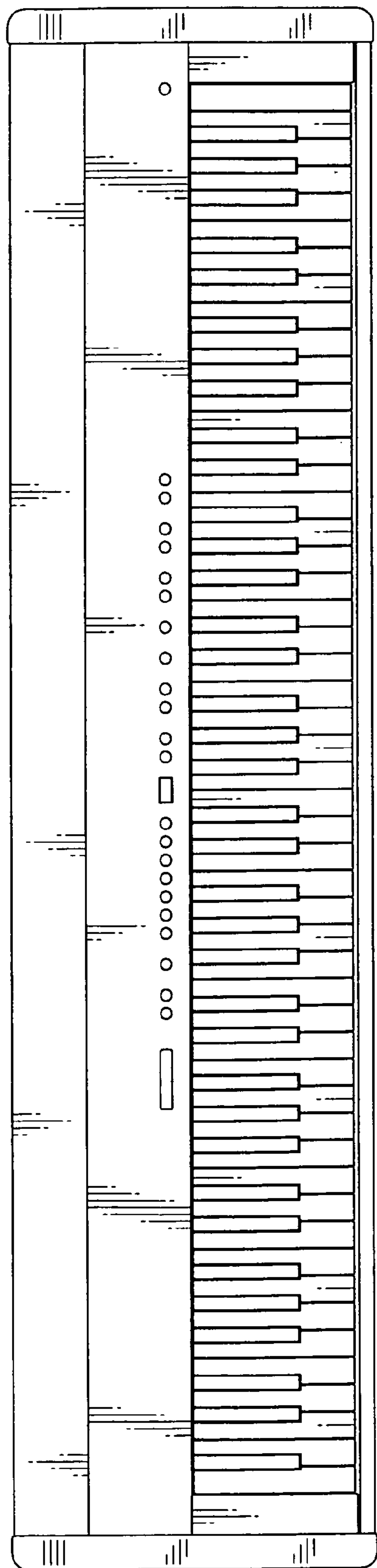


FIG.5

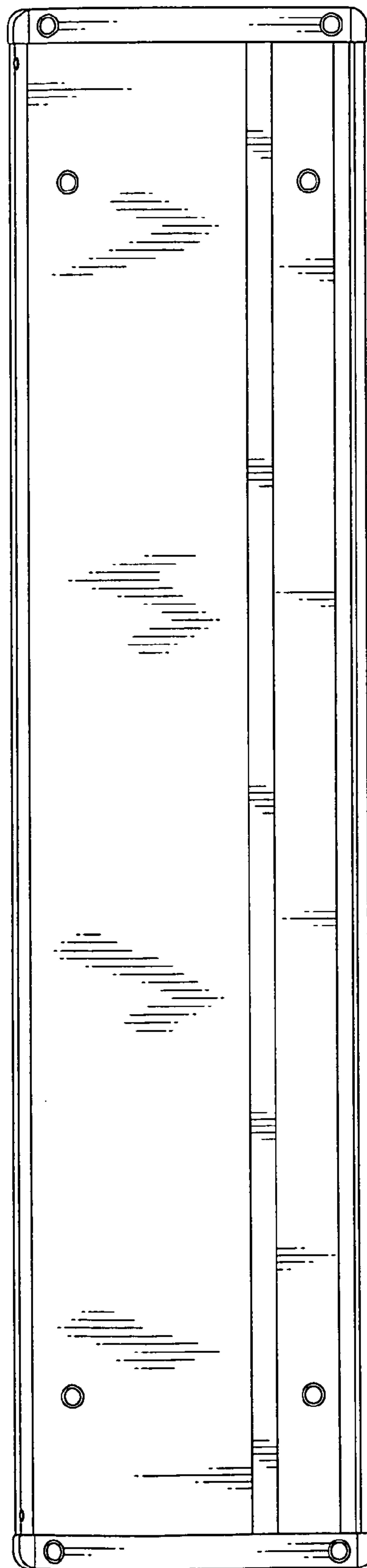


FIG. 6

