



US00D610078S

(12) **United States Design Patent**  
**Behr et al.**

(10) **Patent No.:** **US D610,078 S**

(45) **Date of Patent:** **\*\* Feb. 16, 2010**

(54) **TIRE**

D219,254 S \* 11/1970 San Giovanni ..... D12/605  
D542,218 S \* 5/2007 Maxwell ..... D12/605  
D579,867 S \* 11/2008 Behr et al. .... D12/605

(75) Inventors: **Ulrich Behr**, Hannover (DE); **Peter Bogenschuetz**, Wedemark (DE); **Stefan Rittweger**, Hannover (DE)

**OTHER PUBLICATIONS**

(73) Assignee: **Continental Aktiengesellschaft**, Hannover (DE)

Kelly Magna Grip Tire; 2005 Tread Design Guide, p. 30, row 2, item 1.\*

(\*\*) Term: **14 Years**

\* cited by examiner

(21) Appl. No.: **29/287,492**

*Primary Examiner*—Caron Veynar

*Assistant Examiner*—Garth Rademaker

(22) Filed: **Aug. 15, 2007**

(74) *Attorney, Agent, or Firm*—Greenblum & Bernstein, P.L.C.

(30) **Foreign Application Priority Data**

(57) **CLAIM**

Feb. 16, 2007 (EM) ..... 000671284

The ornamental design for a tire, as shown and described.

(51) **LOC (9) Cl.** ..... **12-15**

**DESCRIPTION**

(52) **U.S. Cl.** ..... **D12/605**

(58) **Field of Classification Search** ..... D12/500–502, D12/505, 506, 510, 515, 517–519, 521–532, D12/604, 605, 900; D21/563, 779; 152/209.1, 152/209.8, 209.9, 209.11, 209.16, 209.18, 152/209.25

FIG. 1 is a front perspective view of a tire according to the new design;

FIG. 2 is a front elevation view thereof; and,

FIG. 3 is a partial front perspective view thereof.

See application file for complete search history.

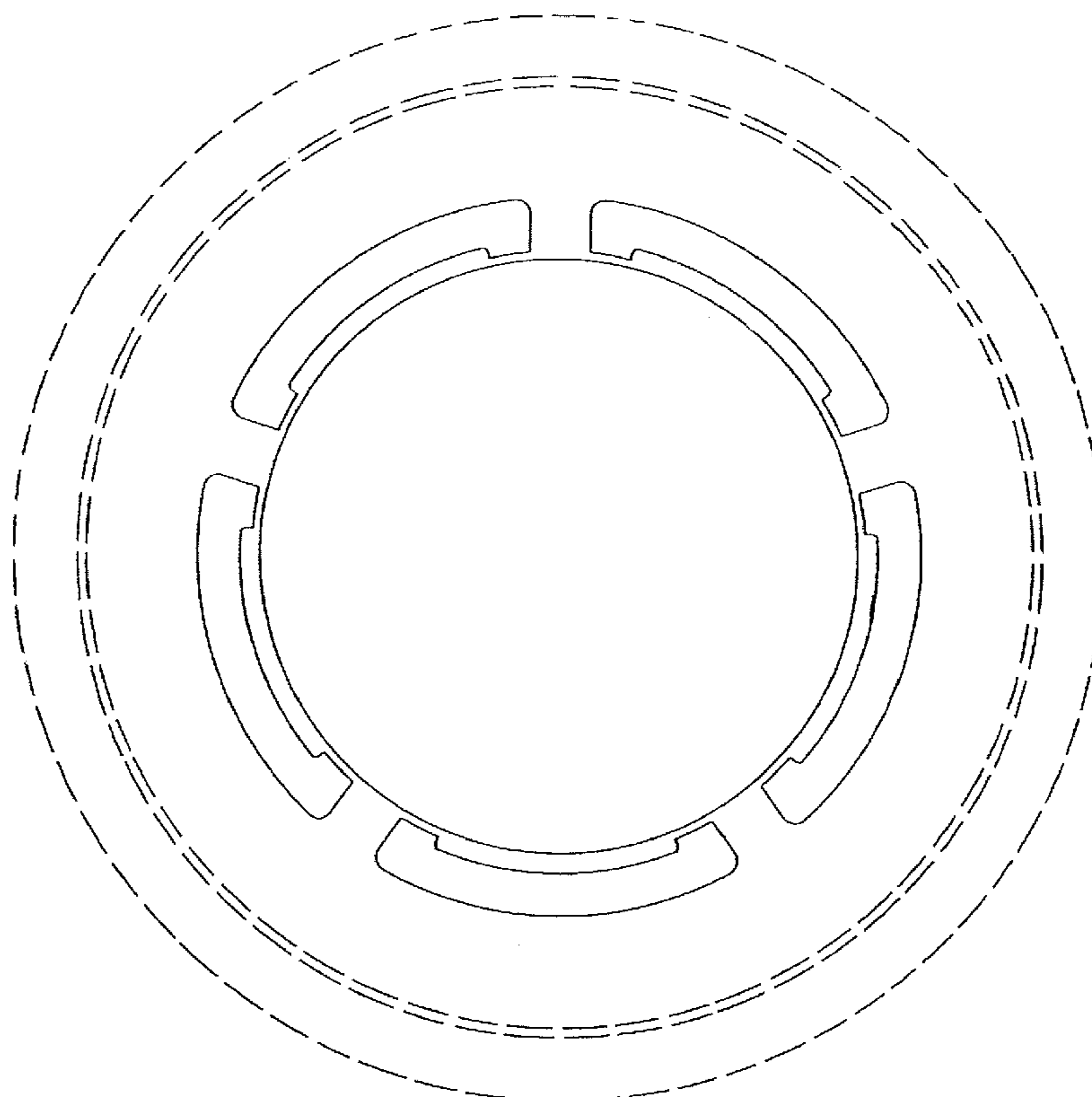
The broken lines depict environmental subject matter only; broken line features and any surfaces of the design not shown, including interior surfaces, form no part of the claimed design.

(56) **References Cited**

**U.S. PATENT DOCUMENTS**

D212,520 S \* 10/1968 Sangiovanni ..... D12/605

**1 Claim, 3 Drawing Sheets**



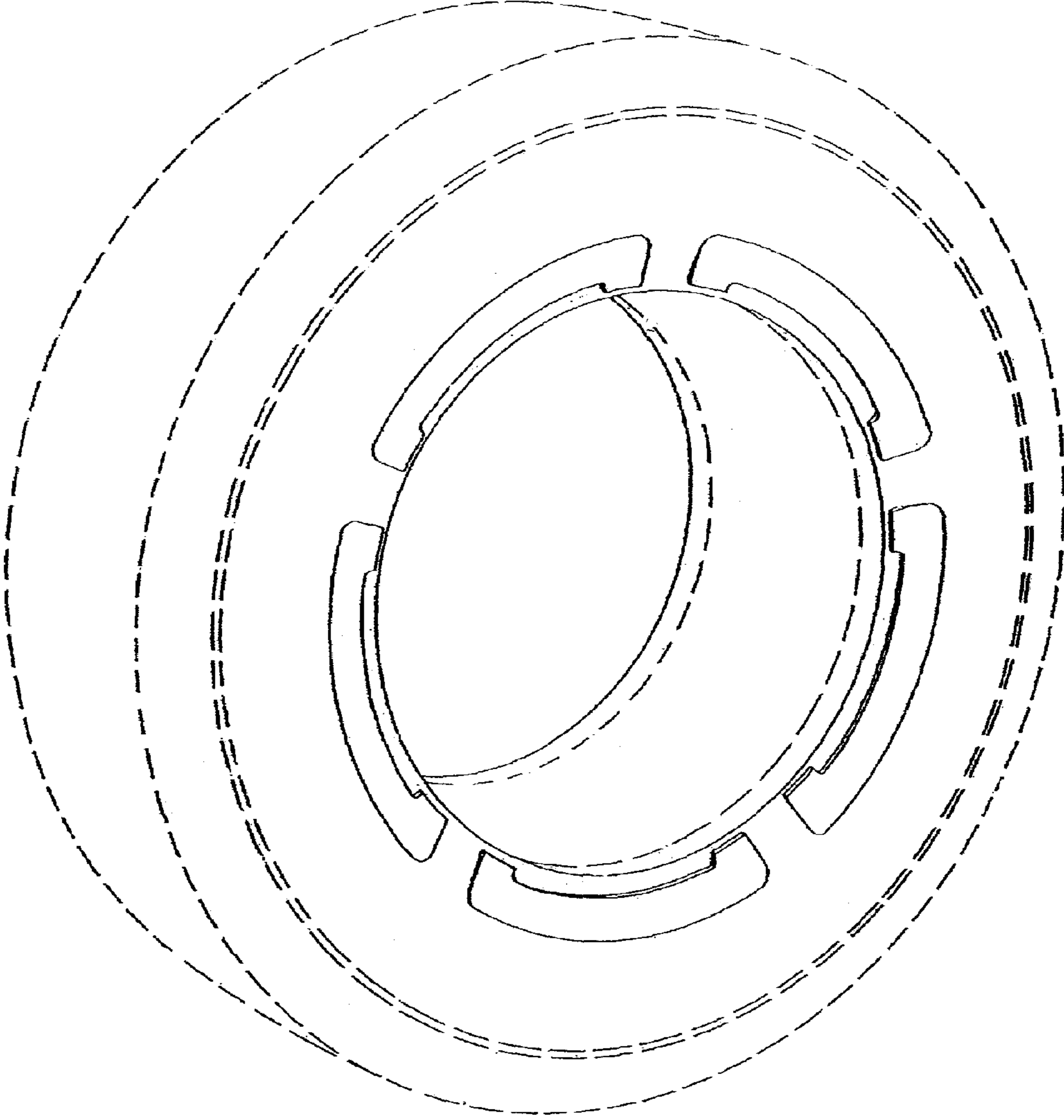


FIG. 1

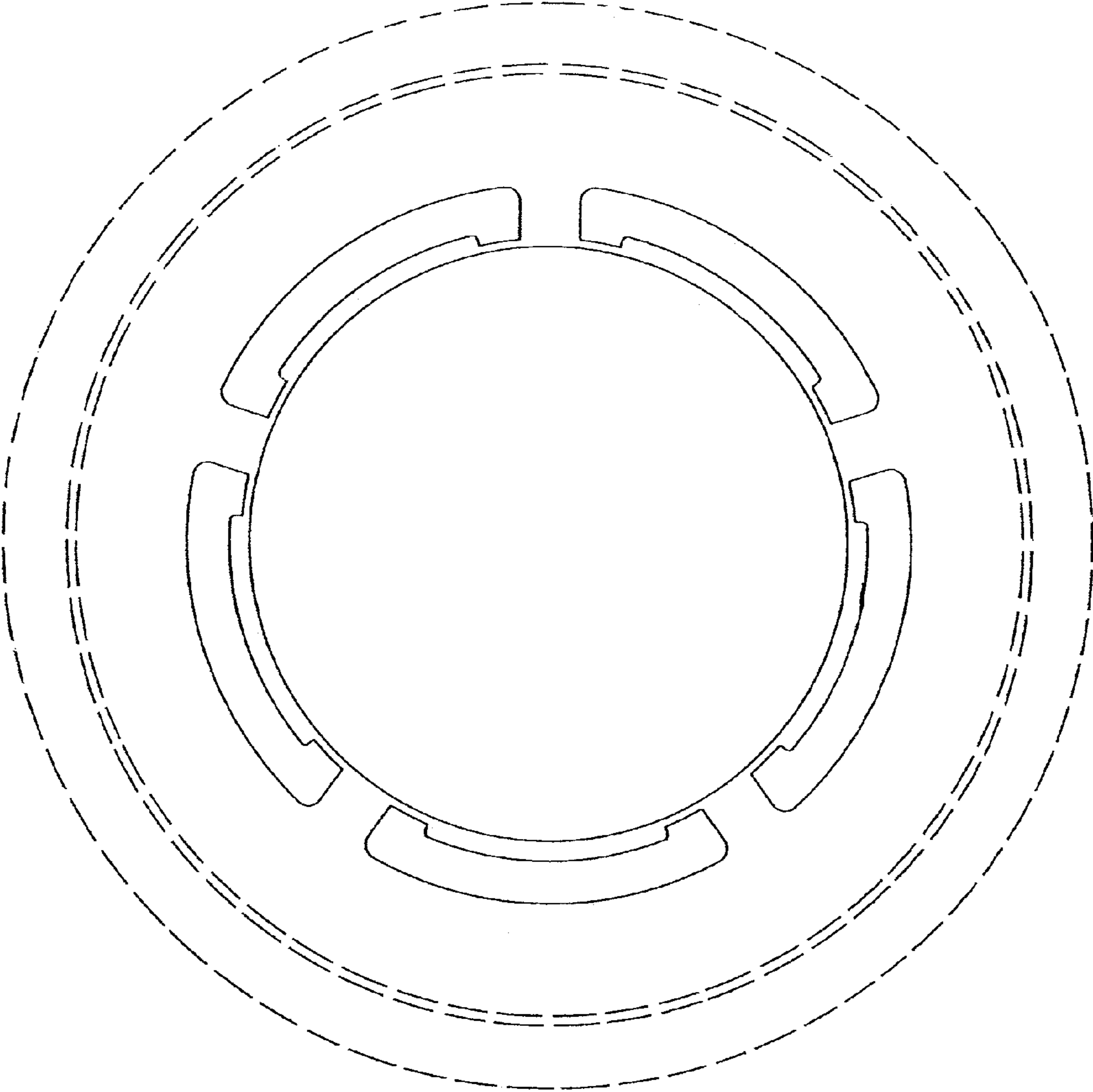


FIG. 2

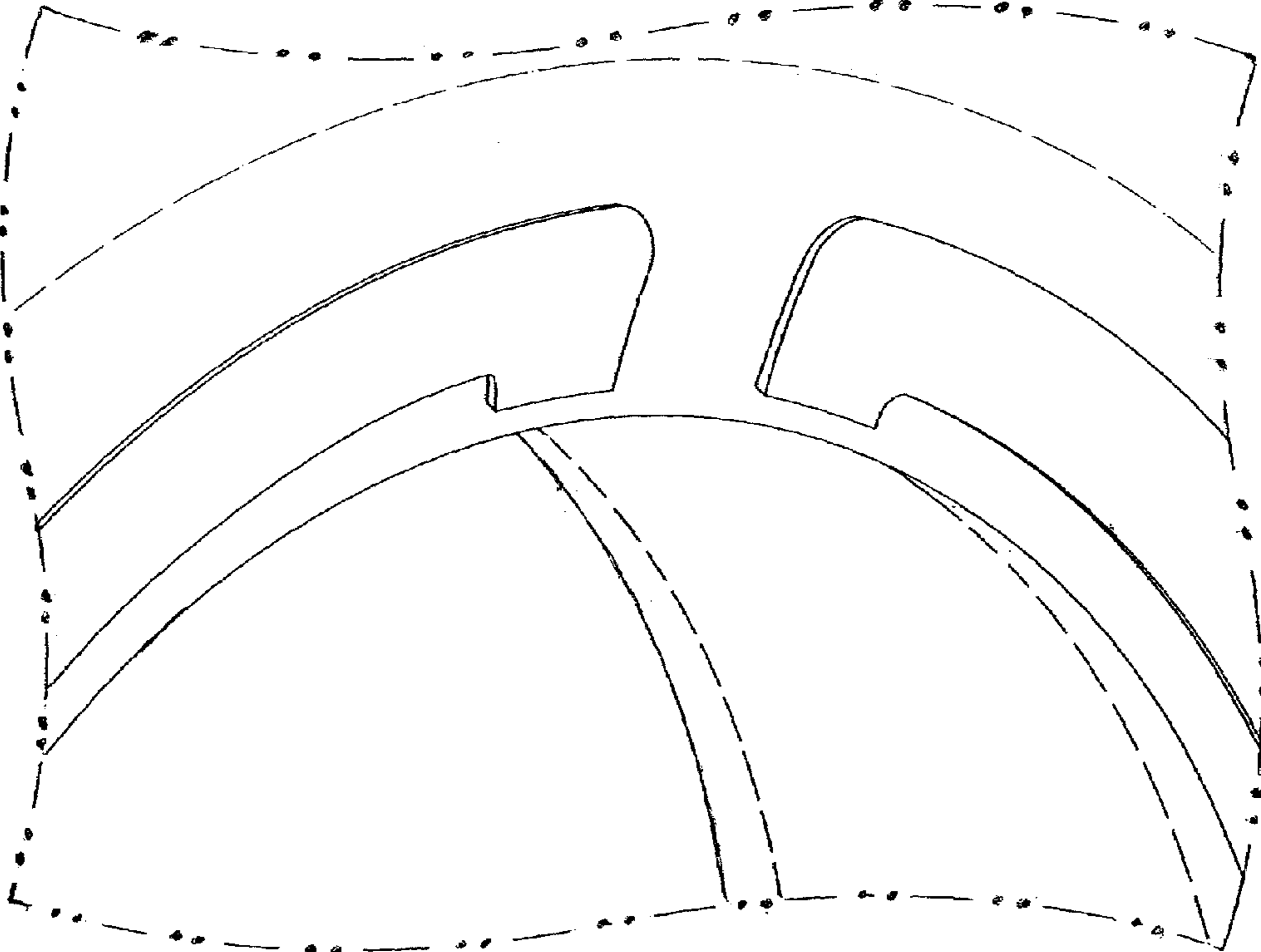


FIG. 3