



US00D610073S

(12) **United States Design Patent**
Laroche

(10) **Patent No.:** **US D610,073 S**

(45) **Date of Patent:** **** Feb. 16, 2010**

(54) **PNEUMATIC TIRE**

(75) Inventor: **Sébastien Laroche**, Chatel-Guyon (FR)

(73) Assignee: **Michelin Recherche et Technique S.A.**,
Granges-Paccot (CH)

(**) Term: **14 Years**

(21) Appl. No.: **29/338,650**

(22) Filed: **Jun. 16, 2009**

(30) **Foreign Application Priority Data**

Dec. 16, 2008 (FR) 08 5681

(51) **LOC (9) Cl.** **12-15**

(52) **U.S. Cl.** **D12/579; D12/602**

(58) **Field of Classification Search** D12/546,
D12/557-567, 544, 568, 579, 581, 586-603,
D12/900-901; 152/209.1, 209.8-209.18,
152/209.25-209.28

See application file for complete search history.

(56) **References Cited**

U.S. PATENT DOCUMENTS

D352,488 S *	11/1994	Siramy	D12/602
D395,414 S *	6/1998	Grosskopf et al.	D12/602
D405,734 S *	2/1999	Robert et al.	D12/602
D411,152 S *	6/1999	Hagmaier et al.	D12/602
D427,552 S *	7/2000	Young	D12/602
D445,070 S *	7/2001	Schuster	D12/602
D445,373 S *	7/2001	Wohlgamuth	D12/602
D492,246 S *	6/2004	Salvan et al.	D12/567

D493,415 S *	7/2004	Noailly	D12/579
D514,504 S *	2/2006	Robert	D12/602
D559,773 S *	1/2008	Campana	D12/579
D577,660 S *	9/2008	Durand	D12/579
D583,312 S *	12/2008	Murphy et al.	D12/602
D585,819 S *	2/2009	Frappart	D12/597
D591,227 S *	4/2009	Seibert et al.	D12/602
D598,369 S *	8/2009	Beha	D12/602
D598,370 S *	8/2009	Beha	D12/602

* cited by examiner

Primary Examiner—Stacia Cadmus

(74) *Attorney, Agent, or Firm*—Buchanan Ingersoll & Rooney PC

(57) **CLAIM**

The ornamental design for a pneumatic tire, as shown and described.

DESCRIPTION

FIG. 1 is a front elevational view of a pneumatic tire showing my new design, it being understood that the tread pattern repeats circumferentially throughout the outer circumference.

FIG. 2 is a front perspective view of one side of the pneumatic tire shown in FIG. 1.

FIG. 3 is a side elevational view of one side of the pneumatic tire shown in FIG. 1, the opposite side being of identical appearance; and,

FIG. 4 is an enlarged fragmentary view of FIG. 1.

1 Claim, 4 Drawing Sheets

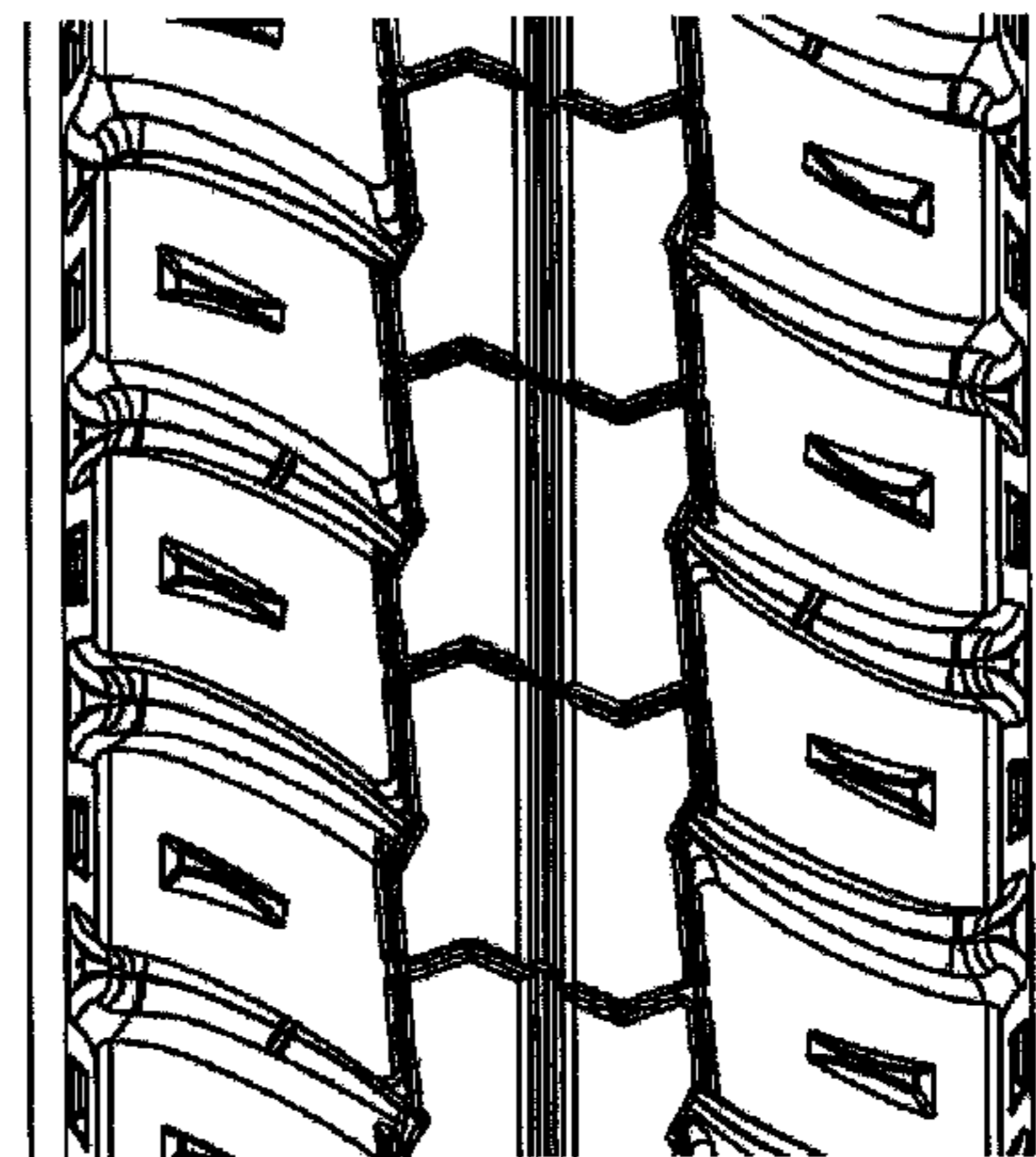
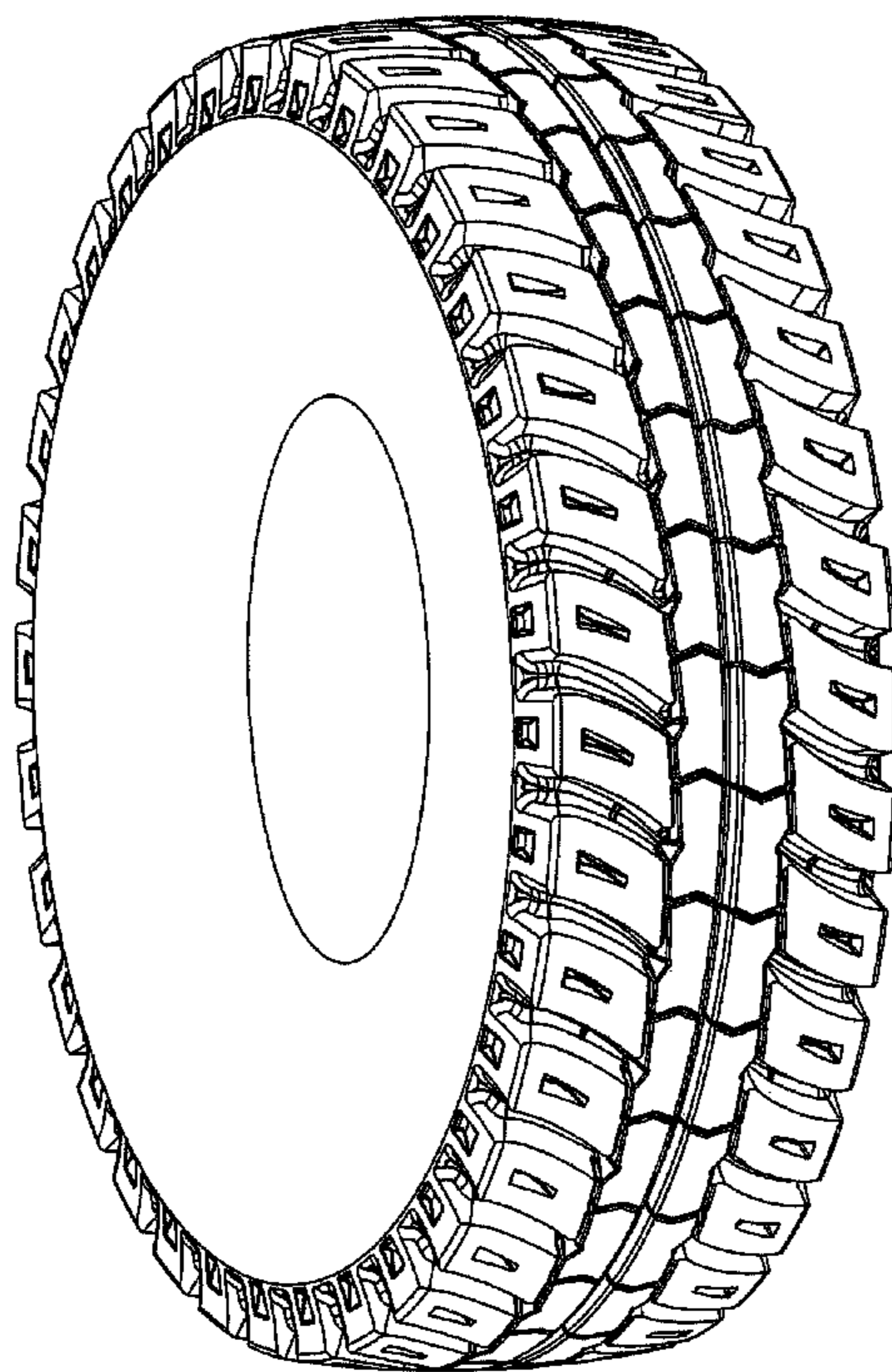


FIG. 1

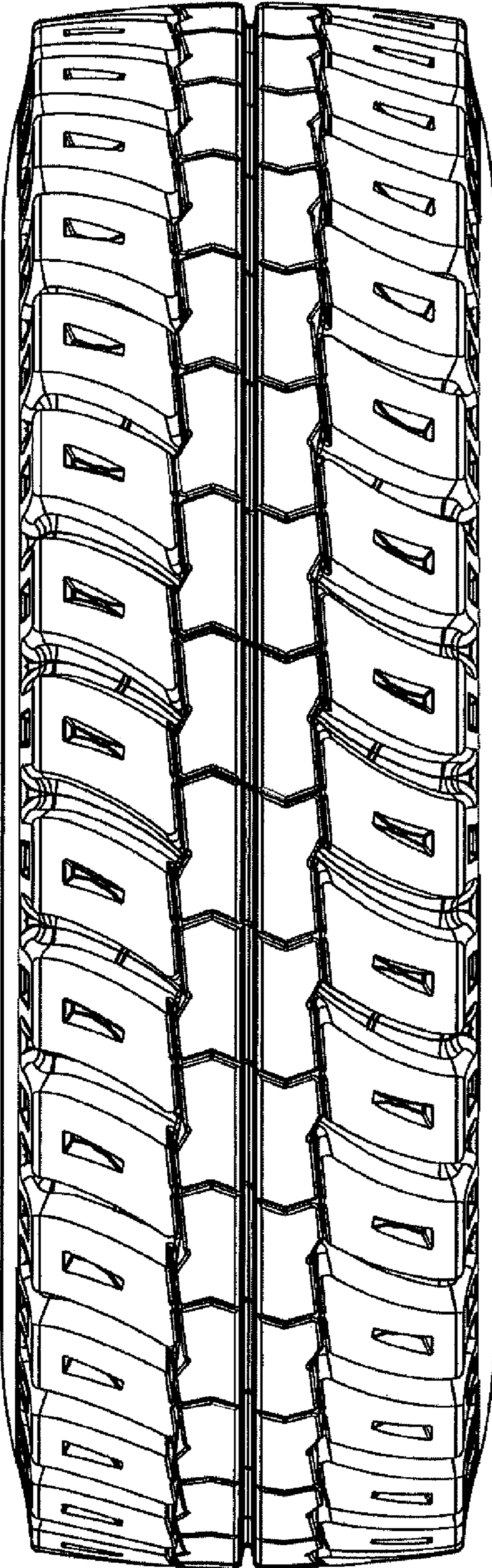


FIG. 2

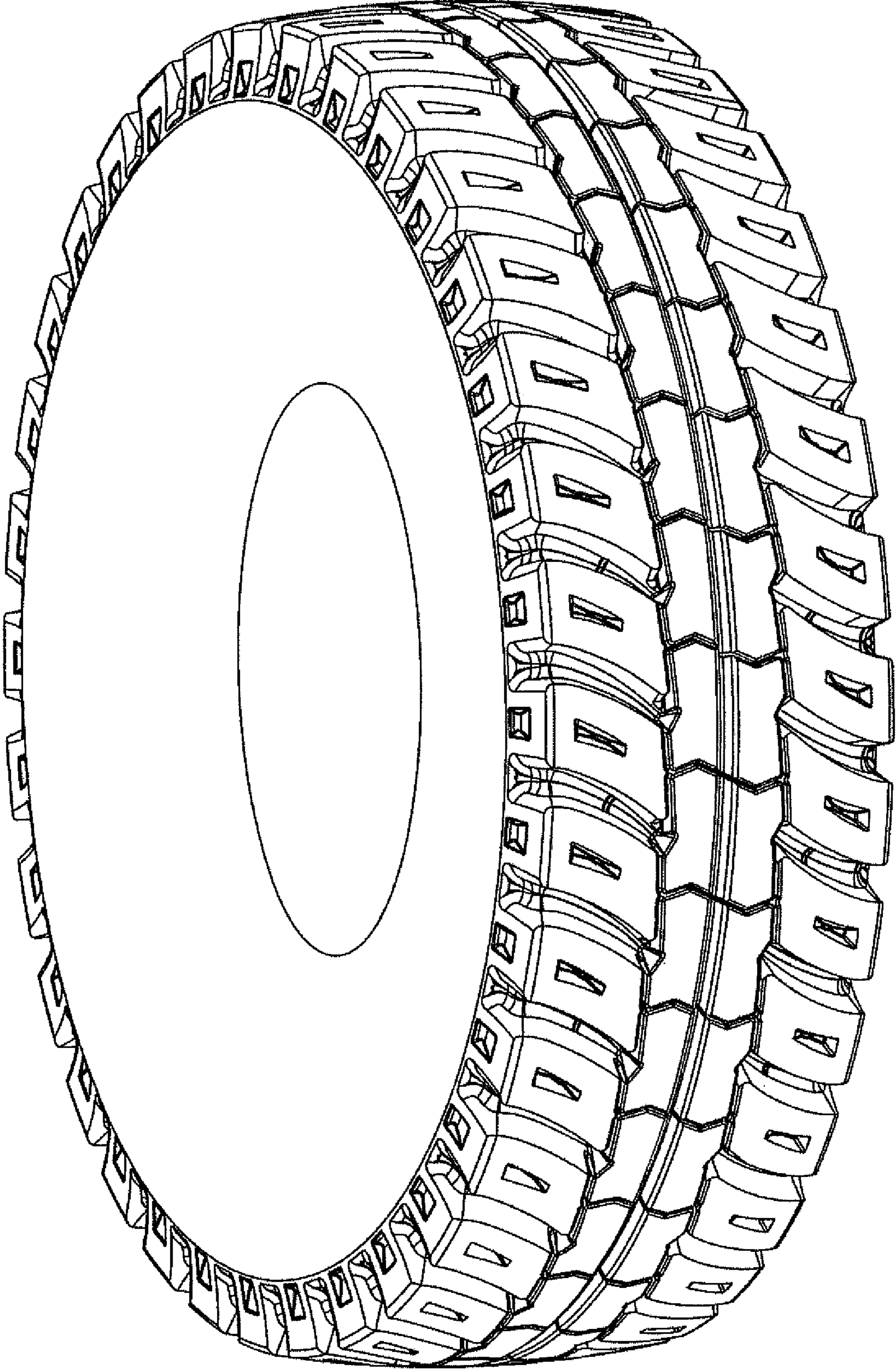


FIG. 3

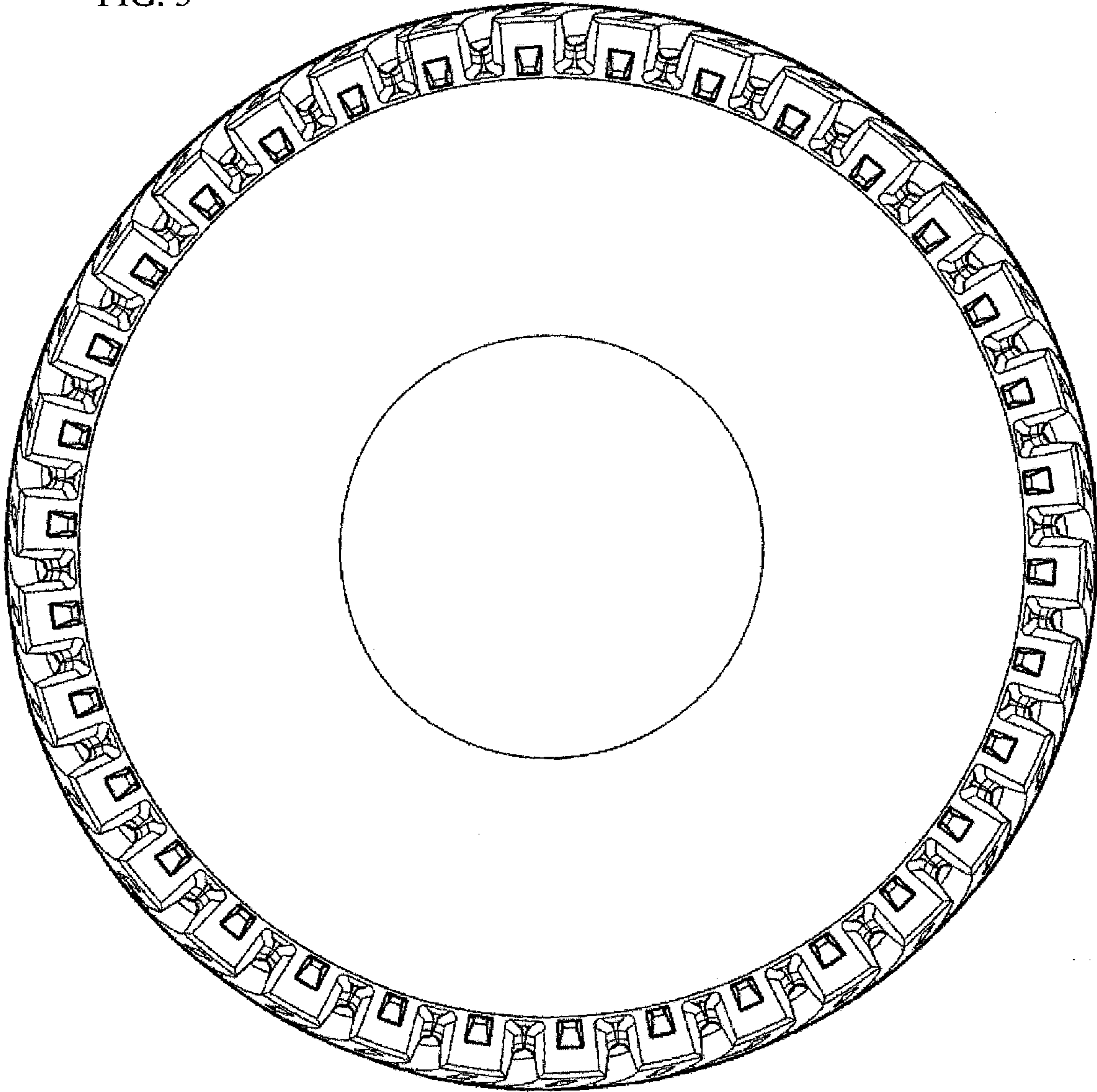


FIG. 4

